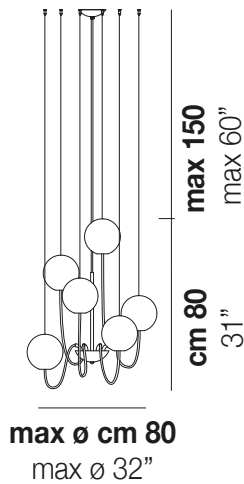
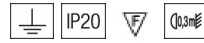


PUPPET SP 6 P



TECHNICAL DATA:



CERTIFICATIONS:



LIGHT SOURCES


6x60w 220-240 V G9
50/60 Hz

VOLUME Mc 0,16
GROSS WEIGHT Kg 17
NET WEIGHT Kg 9

download




SHADE FINISHING



AMTR BCSF CRTR FUTR MC1 MC2 MC3

FRAME FINISHING



CR NE

OTHER VERSION AVAILABLE

Click on the version to go to the web version of the product

| | | | | | | |
|--|---|---|---|---|---|---|
| <p>max cm 200 max 79" cm 28 11" ø cm 28 ø 11"</p> | <p>max cm 200 max 79" cm 22 9" ø cm 22 ø 9"</p> | <p>max cm 200 max 79" cm 16 6" ø cm 16 ø 6"</p> | <p>max cm 230 max 90" cm 100 39" max ø cm 130 max ø 52"</p> | <p>max cm 200 max 79" cm 130 52" max ø cm 130 max ø 52"</p> | <p>max cm 180 max 71" cm 160 63" max ø cm 190 max ø 75"</p> | <p>max cm 180 max 63" cm 180 71" max ø cm 190 max ø 75"</p> |
| PUPPE SP G | PUPPE SP M | PUPPE SP P | PUPPE SP 12 P | PUPPE SP 18 P | PUPPE SP 24 P | PUPPE SP 36 P |
| <p>max cm 140 max 55" cm 60 24" cm 91 x 35 36" x 14"</p> | <p>max cm 140 max 55" cm 60 24" cm 136 x 38 54" x 15"</p> | <p>max cm 80 max 31" cm 120 47" ø cm 83 ø 33"</p> | <p>max cm 100 max 39" cm 200 79" ø cm 108 ø 43"</p> | <p>max cm 140 max 55" cm 60 24" ø cm 50 ø 20"</p> | <p>max cm 110 max 43" cm 60 35" ø cm 58 ø 23"</p> | |
| PUPPE SP L6 | PUPPE SP L9 | PUPPE SP R12 | PUPPE SP R24 | PUPPE SP R3 | PUPPE SP R6 | |