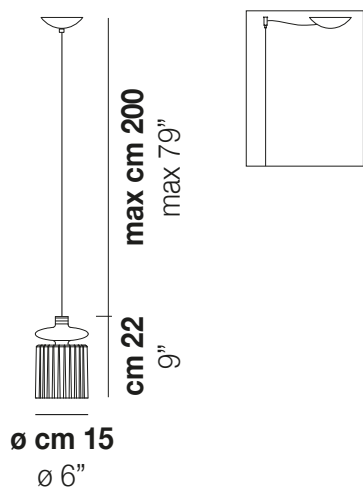


TREAD

TREAD SP



The “technicity” of the metal element combined with the blown glass diffuser gives Tread an “industrial” style. An object reminiscent of vintage electrical equipment for its particular shape, in which the finned heat sink, combined with blown glass, becomes a distinctive element. Tread creates an avant-garde and stylish atmosphere by combining crystal, smoky, burned earth and transparent old green glass with copper, gold and bronze matt finishes.



TREAD SP

TECHNICAL DATA:



LED 2700K DIM2 1x8W 220-240 V 50/60 Hz

LED 3000K DIM2 1x8W 220-240 V 50/60 Hz

LED 3000K DIM3 1x8W 220-240 V 50/60 Hz

CERTIFICATIONS:



Led 2700 K 12 W 35 V 1500 lm DIM2 Phase Cut

Led 3000 K 12 W 35 V 1600 lm DIM2 Phase Cut

Led 3000 K 12 W 35 V 1600 lm DIM3 0-10V, Push

VOLUME Mc 0,04
GROSS WEIGHT Kg 7
NET WEIGHT Kg 6


[download](#)



SHADE FINISHING



CRTR



FUTR




TBTR




VATR


FRAME FINISHING



BHS



BKS



RAS