

HOME DECOR 2022

IT/
EN



bizzotto
www.bizzotto.com

bizzotto



Contenuto Contents

06
Decorare ogni giorno
Decorate every day

46
Vasi in vetro
Glass vases

62
Ceramica
Ceramic

72
Vasi in metallo
Metal vases

78
Lanterne
Lanterns

86
Illuminazione
Lighting

150
Orologi
Clocks

160
Intrecci
Intertwining

170
Piante
Plants

180
Decorazioni e coprivasi
Decorations
and pot covers

186
Quadri e stampe
Paintings and prints

218
Decorazioni
Decorations

226
Specchi
Mirrors

242
Tessile e pouf
Textile and pouf



Home decor

Decorare ogni giorno

Lasciati ispirare

Decorate every day.
Get inspired



Mirleft & Varanasi



Cod 0140361
P.CANDELA MIRLEFT 1P H64 | MIRLEFT 1P
CANDLE HOLDER H64
(Dim 26,5 | 15 | 64h)
moq 2 | inner 1 | master 4



Cod 0140360
P.CANDELA MIRLEFT 1P H65 | MIRLEFT
1P CANDLE HOLDER H65
(Dim 21,5 | 12 | 65h)
moq 2 | inner 1 | master 8



Cod 0140359
P.CANDELA MIRLEFT 3P | MIRLEFT 3P
CANDLE HOLDER
(Dim 56,5 | 17,5 | 6h)
moq 4 | inner 1 | master 8



1. Cod 0182972
SET2 VASSOIO VARANASI TO ORO | SET2 VARANASI ROUND
GOLD TRAY
(Dim Ø30,5 | 7h;Ø38 | 8h)
moq 1 | inner 1 | master 6



2. Cod 0182960
SET3 VASSOIO VARANASI TO ORO | SET3 VARANASI ROUND
GOLD TRAY
(Dim Ø30,5 | 7h;Ø38 | 8h;Ø46 | 9h)
moq 1 | inner 1 | master 4



3. Cod 0182970
SET2 P.VASO VARANASI TO ORO | SET2 VARANASI ROUND
GOLD VASE HOLDER
(Dim Ø30 | 22h;Ø42,5 | 31,5h)
moq 1 | inner 1 | master 1



4. Cod 0182952
SET3 P.VASO VARANASI TO ORO | SET3 VARANASI ROUND
GOLD VASE HOLDER
(Dim Ø30 | 22h;Ø42,5 | 31,5h;Ø60 | 39,5h)
moq 1 | inner 1 | master 1



5. Cod 0182971
SET2 P.VASO VARANASI TO NERO | SET2 VARANASI ROUND
BLACK VASE HOLDER
(Dim Ø30 | 22h;Ø42,5 | 31,5h)
moq 1 | inner 1 | master 1



6. Cod 0182953
SET3 P.VASO VARANASI TO NERO | SET3 VARANASI ROUND
BLACK VASE HOLDER
(Dim Ø30 | 22h;Ø42,5 | 31,5h;Ø60 | 39,5h)
moq 1 | inner 1 | master 1

1, 2, 3, 4, 5, 6, Alluminio lavorato artigianalmente, finitura oro spazzolato. Solo per uso decorativo. | Handmade aluminium, brush gold finish. For decorative use only.



Varanasi & Chennai



1. Cod 0182950
GIARA VARANASI TO ORO H35.5 | VARANASI ROUND
GOLD JAR H35.5
(Dim Ø24.5 | 35.5h)
moq 1 | inner 1 | master 4



2. Cod 0182951
GIARA VARANASI TO NERO H35.5 | VARANASI ROUND BLACK
JAR H35.5
(Dim Ø24.5 | 35.5h)
moq 1 | inner 1 | master 4



3. Cod 0182956
P.VASO VARANASI STAND TO ORO H42 | VARANASI STAND
RO GOLD VASE HOLDER H42
(Dim Ø34.5 | 42h)
moq 1 | inner 1 | master 1



4. Cod 0182954
SET2 P.VASO VARANASI STAND TO ORO | SET2 VARANASI
STAND RO GOLD VASE HOLDER
(Dim Ø32.5 | 41h;Ø36.5 | 50h)
moq 1 | inner 1 | master 1



5. Cod 0182957
P.VASO VARANASI STAND TO NERO H42 | VARANASI STAND
RO BLACK VASE HOLDER H42
(Dim Ø34.5 | 42h)
moq 1 | inner 1 | master 1



6. Cod 0182955
SET2 P.VASO VARANASI STAND TO NERO | SET2 VARANASI
STAND RO BLACK VASE HOLDER
(Dim Ø32.5 | 41h;Ø36.5 | 50h)
moq 1 | inner 1 | master 1



7. Cod 0182958
SET3 P.VASO VARANASI TREMPIEDE TO ORO | SET3
VARANASI TRIPOD RO GOLD VASE HOLDER
(Dim Ø31 | 45.5h;Ø34 | 59h;Ø37.5 | 84.5h)
moq 1 | inner 1 | master 1



8. Cod 0182959
SET3 P.VASO VARANASI TREMPIEDE TO NERO | SET3 VARANASI
TRIPOD RO BLAC VASE HOLDER
(Dim Ø31 | 45.5h;Ø34 | 59h;Ø37.5 | 84.5h)
moq 1 | inner 1 | master 1



9. Cod 0746208
SET2 TAVOLINO VARANASI TO ORO | SET2 VARANASI
ROUND GOLD COFFEE TABLE
(Dim Ø41 | 48.5h;Ø46.5 | 61h)
moq 1 | inner 1 | master 1



10. Cod 0182961
GIARA CHENNAI TO ORO H36 | CHENNAI ROUND GOLD JAR H36
(Dim Ø25 | 36h)
moq 1 | inner 1 | master 4



7, 8, 9, Alluminio lavorato artigianalmente, finitura oro spazzolato | handmade aluminium, brush gold finish



11. Cod 0182963
P.VASO CHENNAI STAND TO ORO H42 | CHENNAI STAND
RO GOLD VASE HOLDER H42
(Dim Ø34.5 | 42h)
moq 1 | inner 1 | master 1



12. Cod 0182962
SET2 P.VASO CHENNAI STAND TO ORO | SET2 CHENNAI STAND
RO GOLD VASE HOLDER
(Dim Ø32.5 | 41h;Ø36.5 | 50h)
moq 1 | inner 1 | master 1



1, 2, 3, 4, 5, 6, Alluminio lavorato artigianalmente, finitura oro spazzolato | handmade aluminium, brush gold finish

10, 11, 12, Alluminio lavorato artigianalmente con decoro, finitura oro | handmade aluminium with decoration, gold finish

Harsha, Shanty, Elegantly,
Chandana, Darika & Sharyn

1. Cod 0186269
SET2 P.TEALIGHT HARSHA NERO-ORO |
SET2 HARSHA BLACK TEALIGHT HOLDER
(Dim 13,5 | 7 | 11h;20 | 9 | 17,5h)
moq 4 | inner 1 | master 12



2. Cod 0186271
SET2 P.TEALIGHT HARSHA BRONZO-
ORO | SET2 HARSHA BRONZE TEALIGHT
HOLDER
(Dim 13,5 | 7 | 11h;20 | 9 | 17,5h)
moq 4 | inner 1 | master 12



3. Cod 0186270
SET2 P.TEALIGHT HARSHA ARGENTO |
SET2 HARSHA SILVER TEALIGHT HOLDER
(Dim 13,5 | 7 | 11h;20 | 9 | 17,5h)
moq 4 | inner 1 | master 12



4. Cod 0186248
SET2 P.CANDELA SHANTY GOCCIA NERO
| SET2 SHANTY BLACK DROP CANDLE
HOLDER
(Dim Ø16 | 21h;Ø13 | 16h)
moq 1 | inner 1 | master 8



5. Cod 0186250
SET2 P.CANDELA SHANTY GOCCIA
ORO | SET2 SHANTY GOLD DROP
CANDLE HOLDER
(Dim Ø16 | 21h;Ø13 | 16h)
moq 1 | inner 1 | master 8



6. Cod 0186246
SET2 P.CANDELA SHANTY GOCCIA
BIANCO | SET2 SHANTY WHITE DROP
CANDLE HOLDER
(Dim Ø16 | 21h;Ø13 | 16h)
moq 1 | inner 1 | master 8

1, 2, 3, 4, 5, 6, Metallo | Metal



7. Cod 0186256
CANDELABRO ELEGANTLY
1FUOCO ORO H37 |
ELEGANTLY GOLD 1ARM
CANDELABRA H37
(Dim Ø10 | 37h)
moq 4 | inner 1 | master 12



8. Cod 0186255
CANDELABRO ELEGANTLY
1FUOCO ORO H44 |
ELEGANTLY GOLD 1ARM
CANDELABRA H44
(Dim Ø10 | 44h)
moq 4 | inner 1 | master 12



9. Cod 0186258
CANDELABRO ELEGANTLY
1FUOCO ARGENTO H37 |
ELEGANTLY SILVER 1ARM
CANDELABRA H37
(Dim Ø10 | 37h)
moq 4 | inner 1 | master 12



10. Cod 0186257
CANDELABRO ELEGANTLY
1FUOCO ARGENTO H44 |
ELEGANTLY SILVER 1ARM
CANDELABRA H44
(Dim Ø10 | 44h)
moq 4 | inner 1 | master 12

7, 8, 9, 10, Alluminio | Aluminium



11. Cod 0186264
CANDELABRO CHANDANA
1FUOCO BIANCO H53 |
CHANDANA WHITE 1ARM
CANDELABRA H53
(Dim Ø17 | 53h)
moq 1 | inner 1 | master 6



12. Cod 0186263
CANDELABRO CHANDANA
1FUOCO BIANCO H59 |
CHANDANA WHITE 1ARM
CANDELABRA H59
(Dim Ø17 | 59h)
moq 1 | inner 1 | master 6



13. Cod 0186260
CANDELABRO CHANDANA
1FUOCO ARGENTO H53 |
CHANDANA SILVER 1ARM
CANDELABRA H53
(Dim Ø17 | 53h)
moq 1 | inner 1 | master 6



14. Cod 0186259
CANDELABRO CHANDANA
1FUOCO ARGENTO H59 |
CHANDANA SILVER 1ARM
CANDELABRA H59
(Dim Ø17 | 59h)
moq 1 | inner 1 | master 6



15. Cod 0186262
CANDELABRO CHANDANA
1FUOCO BRUNITO H53 |
CHANDANA BURNISHED
1ARM CANDELABRA H53
(Dim Ø17 | 53h)
moq 1 | inner 1 | master 6



16. Cod 0186261
CANDELABRO CHANDANA
1FUOCO BRUNITO H59 |
CHANDANA BURNISHED
1ARM CANDELABRA H59
(Dim Ø17 | 59h)
moq 1 | inner 1 | master 6



17. Cod 0186266
CANDELABRO DARIKA
1FUOCO ARGENTO H25,5
| DARIKA SILVER 1ARM
CANDELABRA H25,5
(Dim Ø12 | 25,5h)
moq 2 | inner 1 | master 12



18. Cod 0186265
CANDELABRO DARIKA
1FUOCO ARGENTO H32
| DARIKA SILVER 1ARM
CANDELABRA H32
(Dim Ø12 | 32h)
moq 2 | inner 1 | master 12

11, 12, 13, 14, 15, 16, 17, 18, 19, 20, 21, Alluminio | Aluminium



19. Cod 0186268
CANDELABRO DARIKA 1FUOCO
BRUNITO H25,5 | DARIKA BURNISHED
1ARM CANDELABRA H25,5
(Dim Ø12 | 25,5h)
moq 2 | inner 1 | master 12



20. Cod 0186267
CANDELABRO DARIKA 1FUOCO BRUNITO
H32 | DARIKA BURNISHED 1ARM
CANDELABRA H32
(Dim Ø12 | 32h)
moq 2 | inner 1 | master 12



21. Cod 0186243
CANDELABRO SHARYN 5FUOCHI
ARGENTO H62 | SHARYN SILVER 5ARMS
CANDELABRA H62
(Dim 39 | 39 | 62h)
moq 1 | inner 1 | master 2

Sculpture, Karan
& Amir

1. Cod 0184193
SOPRAMMOBILE SCULPTURE ARGENTO | SCULPTURE SILVER
ORNAMENT
(Dim 35 | 18 | 41h)
moq 1 | inner 1 | master 1
B1



2. Cod 0184194
SOPRAMMOBILE SCULPTURE BRONZO SCURO | SCULPTURE
DARK BRONZE ORNAMENT
(Dim 35 | 18 | 41h)
moq 1 | inner 1 | master 1
B1

1, 2, Alluminio lavorato artigianalmente. | Handmade aluminium.



Cod 0186073
LANTERNA KARAN D13 | LANTERN
KARAN D13
(Dim Ø13 | 16h)
moq 1 | inner 1 | master 8



3. Cod 0186072
CANDELABRO KARAN 5FUOCHI H39 |
CANDELABRA KARAN 5ARMS H39
(Dim 29 | 29 | 39h)
moq 1 | inner 1 | master 8



4. Cod 0186071
CANDELABRO KARAN 3FUOCHI H40 |
CANDELABRA KARAN 3ARMS H40
(Dim 29 | 29 | 40h)
moq 1 | inner 1 | master 8

Alluminio finitura nickel grezzo, vetro
color argento anticato. Manico in pelle
marrone chiaro | aluminium with raw
nickel finish, glass in antiqued silver
finish. Handle in light brown leather

3, 4, Alluminio con finitura nickel grezzo. Da assemblare | aluminium with raw
nickel finishing. To be assembled.



5. Cod 0186170
CANDELABRO AMIR 5FUOCHI H60 | AMIR CANDELABRA 5ARMS
H60
(Dim Ø34 | 60h)
moq 1 | inner 1 | master 4



6. Cod 0186171
CANDELABRO AMIR 5FUOCHI H100 | AMIR CANDELABRA
5ARMS H100
(Dim Ø44 | 100h)
moq 1 | inner 1 | master 1

5, 6, Alluminio con finitura nickel grezzo. Da assemblare | aluminium with raw nickel finishing. To be assembled.

Alannah, Elman
& Graceful

7. Cod 0181646
CIOTOLA ALANNAH BRONZO BASSO M | ALANNAH
BRONZE LOW BOWL M
(Dim 49 | 19,5 | 6h)
moq 4 | inner 4 | master 12



8. Cod 0181647
CIOTOLA ALANNAH ARGENTO BASSO L | ALANNAH SILVER LOW
BOWL L
(Dim 60 | 22 | 7,5h)
moq 2 | inner 2 | master 8



9. Cod 0181683
CIOTOLA ELMAN CHAMPAGNE BASSO
S | ELMAN CHAMPAGNE LOW BOWL S
(Dim 46 | 14 | 4,5h)
moq 4 | inner 4 | master 16



10. Cod 0181684
CIOTOLA ELMAN NERO BASSO M |
ELMAN BLACK LOW BOWL M
(Dim 58,5 | 15 | 6h)
moq 4 | inner 4 | master 12



11. Cod 0181685
CIOTOLA ELMAN ARGENTO BASSO L |
ELMAN SILVER LOW BOWL L
(Dim 73 | 17 | 6,5h)
moq 2 | inner 2 | master 8

7, 8, 9, 10, 11, Alluminio | Aluminium



12. Cod 0183681
SET3 CIOTOLA GRACEFUL OV | SET3 GRACEFUL OVAL
BOWL
(Dim 27 | 21 | 8h;32 | 24 | 9h;37 | 28 | 10h)
moq 1 | inner 1 | master 6



13. Cod 0183682
SET3 VASSOIO GRACEFUL TO BASSO | SET3 GRACEFUL ROUND
LOW TRAY
(Dim Ø35 | 4h;Ø40 | 4,5h;Ø45 | 5h)
moq 1 | inner 1 | master 3

12, 13, Alluminio lavorato artigianalmente a martello |
hammer handmade aluminium



Cod 0181686
VASO ELMAN BOMB CHAMPAGNE D25
| ELMAN FAT CHAMPAGNE VASE D25
(Dim Ø25 | 27h)
moq 2 | inner 1 | master 4



14. Cod 0183683
P.OMBRELLI GRACEFUL CIL ARGENTO |
GRACEFUL CIL SILVER UMBRELLA STAND
(Dim Ø25 | 55h)
moq 1 | inner 1 | master 2



15. Cod 0183684
P.OMBRELLI GRACEFUL CIL GRAFITE |
GRACEFUL CIL GRAFITE UMBRELLA STAND
(Dim Ø25 | 55h)
moq 1 | inner 1 | master 2

Alluminio | aluminium

14, 15, Alluminio lavorato artigianalmente a martello | hammer handmade
aluminium

Graceful & Hammel



1. Cod 0183686
VASO GRACEFUL BOMB. RAME |
GRACEFUL FAT COPPER VASE
(Dim Ø13 | 25h)
moq 1 | inner 1 | master 12



2. Cod 0183687
VASO GRACEFUL BOMB. GRAFITE |
GRACEFUL FAT GRAFITE VASE
(Dim Ø15 | 31h)
moq 1 | inner 1 | master 8



3. Cod 0183688
VASO GRACEFUL BOMB. ARGENTO |
GRACEFUL FAT SILVER VASE
(Dim Ø18 | 39h)
moq 1 | inner 1 | master 6



4. Cod 0183689
SET2 VASO GRACEFUL TO ALTO | SET2 GRACEFUL
ROUND HIGH VASE
(Dim Ø22 | 53h; Ø25 | 70h)
moq 1 | inner 1 | master 1



5. Cod 0183690
SET3 VASO GRACEFUL SVAS. BASSO | SET3 GRACEFUL SHAPED
LOW VASE
(Dim Ø14 | 24h; Ø15 | 28h; Ø16.5 | 34h)
moq 1 | inner 1 | master 4

1, 2, 3, 4, 5, Alluminio lavorato artigianalmente a martello | hammer handmade aluminium



6. Cod 0184161
CANDELA HAMMEL ORO S | HAMMEL
GOLD CANDLE S
(Dim Ø13 | 4.5h)
moq 4 | inner 1 | master 16




7. Cod 0184163
CANDELA HAMMEL ORO L | HAMMEL
GOLD CANDLE L
(Dim Ø18 | 5.5h)
moq 2 | inner 1 | master 8



8. Cod 0184165
SET2 CIOTOLA HAMMEL ORO | HAMMEL
GOLD SET2 BOWL
(Dim Ø21 | 9h; Ø26 | 11.5h)
moq 1 | inner 1 | master 8

6, 7, 8, Alluminio lavorato artigianalmente a martello e cera. | Hammer handmade aluminium and wax.



Hammel



1. Cod 0184174
SET2 VASSOIO HAMMEL RETT ORO | HAMMEL RECT GOLD
SET2 TRAY
(Dim 40 | 17.5 | 2.5h;50 | 18 | 2.5h)
moq 1 | inner 1 | master 12



2. Cod 0184171
SET2 PIATTO DECOR HAMMEL ORO |
HAMMEL GOLD SET2 DECOR PLATTER
(Dim Ø35 | 4h;Ø40 | 4.5h)
moq 1 | inner 1 | master 6



3. Cod 0184178
SET2 VASO HAMMEL WIDE ORO |
HAMMEL WIDE GOLD SET2 POT
(Dim Ø20 | 11.5h;Ø24.5 | 16h)
moq 1 | inner 1 | master 4



4. Cod 0184180
SET2 VASO HAMMEL CURVY ORO |
HAMMEL CURVY GOLD SET2 POT
(Dim Ø22 | 21h;Ø24 | 26h)
moq 1 | inner 1 | master 4



5. Cod 0184184
P.OMBRELLI HAMMEL ORO | HAMMEL
GOLD UMBRELLA STAND
(Dim Ø25 | 53.5h)
moq 1 | inner 1 | master 2



6. Cod 0184183
SET3 VASO HAMMEL SVAS. BASSO ORO |
HAMMEL SHAPED LOW GOLD SET3 POT
(Dim Ø14 | 24h;Ø15 | 28h;Ø16.5 | 34h)
moq 1 | inner 1 | master 4



7. Cod 0184185
SET2 VASO HAMMEL ALTO ORO |
HAMMEL GOLD HIGH SET2 POT
(Dim Ø22 | 53h;Ø25 | 70h)
moq 1 | inner 1 | master 1

1, 2, 3, 4, 5, 6, 7, Alluminio lavorato artigianalmente a martello. | Hammer handmade aluminium.

Hammel



8. Cod 0184170
SET2 PIATTO DECOR HAMMEL SHADOW | HAMMEL SHADOW
SET2 DECOR PLATTER
(Dim Ø35 | 4h;Ø40 | 4.5h)
moq 1 | inner 1 | master 6



9. Cod 0184173
SET2 VASSOIO HAMMEL RETT SHADOW | HAMMEL RECT
SHADOW SET2 TRAY
(Dim 40 | 17.5 | 2.5h;50 | 18 | 2.5h)
moq 1 | inner 1 | master 12



10. Cod 0184160
CANDELA HAMMEL SHADOW S |
HAMMEL SHADOW CANDLE S
(Dim Ø13 | 4.5h)
moq 4 | inner 1 | master 16



11. Cod 0184162
CANDELA HAMMEL SHADOW L |
HAMMEL SHADOW CANDLE L
(Dim Ø18 | 5.5h)
moq 2 | inner 1 | master 8



12. Cod 0184164
SET2 CIOTOLA HAMMEL SHADOW |
HAMMEL SHADOW SET2 BOWL
(Dim Ø21 | 9h;Ø26 | 11.5h)
moq 1 | inner 1 | master 8



13. Cod 0184177
SET2 VASO HAMMEL WIDE SHADOW |
HAMMEL WIDE SHADOW SET2 POT
(Dim Ø20 | 11.5h;Ø24.5 | 16h)
moq 1 | inner 1 | master 6



14. Cod 0184179
SET2 VASO HAMMEL CURVY SHADOW
| HAMMEL CURVY SHADOW SET2 POT
(Dim Ø22 | 21h;Ø24 | 26h)
moq 1 | inner 1 | master 4



15. Cod 0184182
SET3 VASO HAMMEL SVAS. BASSO
SHADOW | HAMMEL SHAPED LOW
SHADOW SET3 POT
(Dim Ø14 | 24h;Ø15 | 28h;Ø16.5 | 34h)
moq 1 | inner 1 | master 4

8, 9, 10, 11, 12, 13, 14, 15, Alluminio lavorato artigianalmente a martello. | Hammer handmade aluminium.

Chisel



1. Cod 0184186
CANDELA CHISEL BRIGHT S | CHISEL
BRIGHT CANDLE S
(Dim Ø13.5 | 4.5h)
moq 4 | inner 1 | master 16



2. Cod 0184187
CANDELA CHISEL BRIGHT L | CHISEL
BRIGHT CANDLE L
(Dim Ø18.5 | 4.5h)
moq 2 | inner 1 | master 8



3. Cod 0184188
SET2 CIOTOLA CHISEL BRIGHT | CHISEL
BRIGHT SET2 BOWL
(Dim Ø21 | 9.5h;Ø26 | 11h)
moq 1 | inner 1 | master 8



4. Cod 0184191
SET3 VASSOIO CHISEL RETT BRIGHT |
CHISEL RECT BRIGHT SET3 TRAY
(Dim 38.5 | 16 | 2.5h;41 | 18 |
2.5h;43.5 | 20.5 | 2.5h)
moq 1 | inner 1 | master 8



5. Cod 0184190
SET3 VASO CHISEL BRIGHT | CHISEL
BRIGHT SET3 VASE
(Dim Ø16.5 | 15h;Ø18 | 16h;Ø19
| 18.5h)
moq 1 | inner 1 | master 8



6. Cod 0184189
VASO CHISEL OV BRIGHT | CHISEL
BRIGHT OV VASE
(Dim 24 | 11 | 32h)
moq 1 | inner 1 | master 8



7. Cod 0184192
VASO CHISEL BRIGHT | CHISEL BRIGHT
VASE
(Dim Ø19.5 | 45h)
moq 1 | inner 1 | master 4

1, 2, 3, 4, 5, 6, 7, Alluminio lavorato artigianalmente. | Handmade aluminium.



Kronos



1. Cod 0184450
CLESSIDRA KRONOS TRASPARENTE-
NERO H20,3 | KRONOS TRANSPARENT-
BLACK HOURGLASS H20,3
(Dim Ø8,3 | 20,3h)
moq 6 | inner 1 | master 24
D1



2. Cod 0184451
CLESSIDRA KRONOS TRASPARENTE-
NERO H29 | KRONOS TRANSPARENT-
BLACK HOURGLASS H29
(Dim Ø10 | 29h)
moq 2 | inner 1 | master 12
D1



3. Cod 0184452
CLESSIDRA KRONOS TRASPARENTE-
NERO H38,3 | KRONOS TRANSPARENT-
BLACK HOURGLASS H38,3
(Dim Ø12 | 38,3h)
moq 1 | inner 1 | master 6
D1



4. Cod 0184497
CLESSIDRA KRONOS ARGENTO-
BIANCO H19,2 | KRONOS SILVER-WHITE
HOURGLASS H19,2
(Dim Ø8 | 19,2h)
moq 4 | inner 1 | master 24
D1



5. Cod 0184498
CLESSIDRA KRONOS ARGENTO-
BIANCO H29,3 | KRONOS SILVER-WHITE
HOURGLASS H29,3
(Dim Ø10 | 29,3h)
moq 2 | inner 1 | master 12
D1



6. Cod 0184499
CLESSIDRA KRONOS ARGENTO-
BIANCO H39,7 | KRONOS SILVER-WHITE
HOURGLASS H39,7
(Dim Ø12 | 39,7h)
moq 1 | inner 1 | master 6
D1



7. Cod 0184453
CLESSIDRA KRONOS TRASPARENTE-
BIANCO H20,3 | KRONOS TRANSPARENT-
WHITE HOURGLASS H20,3
(Dim Ø8,3 | 20,3h)
moq 6 | inner 1 | master 24
D1



8. Cod 0184454
CLESSIDRA KRONOS TRASPARENTE-
BIANCO H29 | KRONOS
TRANSPARENT-WHITE HOURGLASS H29
(Dim Ø10 | 29h)
moq 2 | inner 1 | master 12
D1



9. Cod 0184455
CLESSIDRA KRONOS TRASPARENTE-
BIANCO | KRONOS TRANSPARENT-
WHITE HOURGLASS
(Dim Ø12 | 38,3h)
moq 1 | inner 1 | master 6
D1

1, 2, 3, 4, 5, 6, 7, 8, 9, Vetro, sabbia | glass, sand



Kronos



1. Cod 0184491
CLESSIDRA KRONOS BIANC PERL-BIANC
H19,2 | KRONOS PEARLY WHIT-WHIT
HOURGLASS H19,2
(Dim Ø8 | 19,2h)
moq 4 | inner 1 | master 24
D1



2. Cod 0184492
CLESSIDRA KRONOS BIANC PERL-BIANC
H29,3 | KRONOS PEARLY WHITE-WHIT
HOURGLASS H29,3
(Dim Ø10 | 29,3h)
moq 2 | inner 1 | master 12
D1



3. Cod 0184493
CLESSIDRA KRONOS BIANC PERL-BIANC
H39,7 | KRONOS PEARLY WHIT-WHIT
HOURGLASS H39,7
(Dim Ø12 | 39,7h)
moq 1 | inner 1 | master 6
D1



4. Cod 0184480
CLESSIDRA KRONOS AZZURRO-BIANCO
H20 | KRONOS LIGHT BLUE-WHITE
HOURGLASS H20
(Dim Ø8,3 | 20h)
moq 4 | inner 1 | master 24
D1



5. Cod 0184481
CLESSIDRA KRONOS AZZURRO-BIANCO
H28,5 | KRONOS LIGHT BLUE-WHITE
HOURGLASS H28,5
(Dim Ø10 | 28,5h)
moq 2 | inner 1 | master 12
D1



6. Cod 0184482
CLESSIDRA KRONOS AZZURRO-BIANCO
H39 | KRONOS LIGHT BLUE-WHITE
HOURGLASS H39
(Dim Ø12 | 39h)
moq 1 | inner 1 | master 6
D1



7. Cod 0184456
CLESSIDRA KRONOS TRASPAREN-
MARRONE H20,3 | KRONOS
TRANSPARENT-BROWN HOURGLASS H20,3
(Dim Ø8,3 | 20,3h)
moq 6 | inner 1 | master 24
D1



8. Cod 0184457
CLESSIDRA KRONOS TRASPARENTE-
MARRONE H29 | KRONOS
TRANSPARENT-BROWN HOURGLASS H29
(Dim Ø10 | 29h)
moq 2 | inner 1 | master 12
D1



9. Cod 0184458
CLESSIDRA KRONOS TRASPAREN-MARRONE
H38,3 | KRONOS TRANSPARENT-BROWN
HOURGLASS H38,3
(Dim Ø12 | 38,3h)
moq 1 | inner 1 | master 6
D1

1, 2, 3, 4, 5, 6, 7, 8, 9, Vetro, sabbia | glass, sand



Kronos



1. Cod 0184485
CLESSIDRA KRONOS AMBRA-OCRA
H19,2 | KRONOS AMBER-OCCHRE
HOURGLASS H19,2
(Dim Ø8 | 19,2h)
moq 4 | inner 1 | master 24
D1



2. Cod 0184486
CLESSIDRA KRONOS AMBRA-OCRA
H29,3 | KRONOS AMBER-OCCHRE
HOURGLASS H29,3
(Dim Ø10 | 29,3h)
moq 2 | inner 1 | master 12
D1



3. Cod 0184487
CLESSIDRA KRONOS AMBRA-OCRA H39,7
| KRONOS AMBER-OCCHRE HOURGLASS
H39,7
(Dim Ø12 | 39,7h)
moq 1 | inner 1 | master 6
D1



4. Cod 0184516
CLESSIDRA KRONOS BICOL TRAS-
ARAN-MAR H20 | KRONOS BICOL
TRA-ORA-BRO HOURGLASS H20,3
(Dim Ø8,3 | 20,3h)
moq 6 | inner 1 | master 24
D1



5. Cod 0184475
CLESSIDRA KRONOS ARANCIONE-
MARRONE H29 | KRONOS ORANGE-
BROWN HOURGLASS H29
(Dim Ø10 | 29h)
moq 2 | inner 1 | master 12
D1



6. Cod 0184515
CLESSIDRA KRONOS BICOL TRASP-
VERD H20,3 | KRONOS BICOL TRANS-
GREEN HOURGLASS H20,3
(Dim Ø8,3 | 20,3h)
moq 6 | inner 1 | master 24
D1



7. Cod 0184514
CLESSIDRA KRONOS VERDE-VERDE
H29 | KRONOS GREEN-GREEN
HOURGLASS H29
(Dim Ø10 | 29h)
moq 2 | inner 1 | master 12
D1

1, 2, 3, 4, 5, 6, 7, Vetro, sabbia | glass, sand



Asmita



8. Cod 0186206
VASO ASMITA BRASS S | ASMITA BRASS
SMALL VASE
(Dim 15 | 9 | 23h)
moq 1 | inner 1 | master 8




9. Cod 0186207
VASO ASMITA BRASS ALTO | ASMITA
BRASS HIGH VASE
(Dim 5.5 | 4.5 | 39h)
moq 1 | inner 1 | master 6



10. Cod 0186208
VASO ASMITA BRASS L | ASMITA BRASS
LARGE VASE
(Dim 19 | 11 | 31h)
moq 1 | inner 1 | master 6

8, 9, 10, Alluminio con finitura placcata ottone ed anticata. | Aluminium with brass plated and antique finishing.



Lamè & Pavo



1. Cod 0183051
P.VASO LAMÈ BOMB. ORO H26.5 | LAMÈ GOLD FAT VASE
HOLDER H26.5
(Dim Ø48.5 | 26.5h)
moq 1 | inner 1 | master 1



2. Cod 0183053
P.VASO LAMÈ ORO H81.5 | LAMÈ GOLD VASE HOLDER H81.5
(Dim Ø34 | 81.5h)
moq 1 | inner 1 | master 1



3. Cod 0183050
P.VASO LAMÈ ORO H80 | LAMÈ GOLD VASE HOLDER H80
(Dim 32 | 34 | 80h)
moq 1 | inner 1 | master 1



4. Cod 0183052
P.VASO LAMÈ BOMB. BIANCO H26.5 | LAMÈ
WHITE FAT VASE HOLDER H26.5
(Dim Ø48.5 | 26.5h)
moq 1 | inner 1 | master 1



5. Cod 0183054
P.VASO PAVO BOMB. BIANCO H39.5 |
PAVO WHITE FAT VASE HOLDER H39.5
(Dim Ø58 | 39.5h)
moq 1 | inner 1 | master 1



6. Cod 0183055
P.VASO PAVO BOMB. BIANCO H72.5 |
PAVO WHITE FAT VASE HOLDER H72.5
(Dim 42.5 | 41 | 72.5h)
moq 1 | inner 1 | master 1

1, 2, 3, 4, 5, 6, Poliresina, resistente all'acqua | polyresin, waterproof



Adhira, Zaira, Zeina & Elvin



1. Cod 0181671
P.CANDELA ADHIRA ORO
H30 | ADHIRA GOLD
CANDLE HOLDER H30
(Dim Ø8ca | 30h)
moq 4 | inner 1 | master 12



2. Cod 0181672
P.CANDELA ADHIRA NERO
H37 | ADHIRA BLACK
CANDLE HOLDER H37
(Dim Ø8.5a | 37h)
moq 2 | inner 1 | master 8



3. Cod 0181675
P.CANDELA ADHIRA NERO
H39 | ADHIRA BLACK CANDLE
HOLDER H39
(Dim Ø19.5a | 39h)
moq 2 | inner 2 | master 2



4. Cod 0181676
P.CANDELA ADHIRA ORO H39
| ADHIRA GOLD CANDLE
HOLDER H39
(Dim Ø19.5a | 39h)
moq 2 | inner 2 | master 2

1, 2, 3, 4, Acciaio verniciato a polvere epossidica e vetro. | Epoxy powder coated steel and glass.



Cod 0181690
LANTERNA ZAIRA ORO H40 |
ZAIRA GOLD LANTERN H40
(Dim 17 | 13.5 | 40h)
moq 4 | inner 4 | master 4



5. Cod 0181724
P.RIVISTE ZAIRA RETT |
ZAIRA RECT MAGAZINE
HOLDER
(Dim 39.5 | 16.5 | 42h)
moq 2 | inner 2 | master 2



6. Cod 0181726
SET2 P.RIVISTE ZAIRA | SET2 ZAIRA MAGAZINE HOLDER
(Dim 36 | 16 | 44h;40 | 18.5 | 49h)
moq 1 | inner 1 | master 1

Acciaio verniciato a polvere epossidica e vetro. | Epoxy powder coated steel and glass.

5, 6, Acciaio verniciato a polvere epossidica. | Epoxy powder coated steel.



7. Cod 0182320
P.PIANTA ZEINA | ZEINA PLANT
HOLDER
(Dim Ø20 | 66h)
moq 1 | inner 1 | master 1




8. Cod 0182321
SET2 P.PIANTA ZEINA | SET2
ZEINA PLANT HOLDER
(Dim Ø21.5 | 52h;Ø24.5 | 62h)
moq 1 | inner 1 | master 1



Cod 0182179
SET2 P.RIVISTE ELVIN | ELVIN MAGAZINE HOLDER SET2
(Dim 25 | 19.5 | 28.5h;31 | 23 | 35.5h)
moq 1 | inner 1 | master 4

7, 8, Acciaio verniciato a polvere epossidica. | Epoxy powder coated steel.

Acciaio verniciato a polvere epossidica. Manici in legno di abete. | Epoxy powder coated steel. Handles in fir wood.



Colibrì & Olympus



1. Cod 0130045
FOGLIA DECORATIVA COLIBRÌ ORO 31X21 | COLIBRÌ GOLD
DECORATIVE LEAF 31X21
(Dim 31 | 21 | 11.5h)
moq 3 | inner 1 | master 6



2. Cod 0130046
FOGLIA DECORATIVA COLIBRÌ NERO 31X21 | COLIBRÌ BLACK
DECORATIVE LEAF 31X21
(Dim 31 | 21 | 11.5h)
moq 3 | inner 1 | master 6

1, 2. Foglia aperta in poliresina, resistente all'acqua | open leaf in polyresin, waterproof



3. Cod 0183048
BUSTO DECORATIVO OLYMPUS NERO H40 | OLYMPUS BLACK
DECORATIVE BUST H40
(Dim 28.5 | 28 | 40h)
moq 1 | inner 1 | master 1



4. Cod 0183049
BUSTO DECORATIVO OLYMPUS BIANCO H40 | OLYMPUS WHITE
DECORATIVE BUST H40
(Dim 28.5 | 28 | 40h)
moq 1 | inner 1 | master 1

3, 4. Poliresina, resistente all'acqua | polyresin, waterproof



Cod 0183045
STATUA OLYMPUS LEOPARDO WALKING
ORO H28 | OLYMPUS WALKING GOLD
LEOPARD STATUE H28
(Dim 47 | 13.5 | 28h)
moq 2 | inner 1 | master 2



5. Cod 0183047
STATUA OLYMPUS LEOPARDO ORO H60 |
OLYMPUS GOLD LEOPARD STATUE H60
(Dim 28 | 23 | 60h)
moq 1 | inner 1 | master 1



6. Cod 0183046
STATUA OLYMPUS LEOPARDO NERO H60 |
OLYMPUS BLACK LEOPARD STATUE H60
(Dim 28 | 23 | 60h)
moq 1 | inner 1 | master 1

Poliresina effetto floccato, resistente
all'acqua | flocking effect polyresin,
waterproof

5, 6. Poliresina, resistente all'acqua | polyresin, waterproof



Ginko, Urban,
Arabesque, Antifone, Fiore
& Honey

1. Cod 0723181
P.RIVISTE GINKGO RETT BIANCO | GINKGO RECT WHITE
MAGAZINE RACK
(Dim 35 | 10 | 26h)
moq 4 | inner 2 | master 6



2. Cod 0723183
SET2 P.OMBRELLO GINKGO QU BIANCO | SET2 GINKGO WHITE
SQ UMBRELLA STAND
(Dim 15,5 | 15,5 | 48h;19 | 19 | 52h)
moq 1 | inner 1 | master 2

1, 2. Acciaio verniciato a polvere epossidica | epoxy powder coated steel



3. Cod 0723177
SET2 P.OMBRELLO URBAN CHIC TO BIA-MARR | SET2 URBAN
CHIC RO WH-BR UMBRELLA ST.
(Dim Ø20 | 48h;Ø22 | 52h)
moq 1 | inner 1 | master 2



4. Cod 0723179
SET2 P.OMBRELLO URBAN CHIC RETT BIA-MARR | SET2 URBAN
CHIC RECT WH-BR UMBRELLA ST.
(Dim 15,5 | 15,5 | 48h;19 | 19 | 52h)
moq 1 | inner 1 | master 2

3, 4. Acciaio verniciato a polvere epossidica e similpelle (PU) | epoxy powder coated steel and eco-leather (PU)



5. Cod 0502790
P.OMBRELLO ARABESQUE
PORC | UMBRELLA STAND
ARABESQUE PORCELAIN
(Dim 20 | 20 | 46h)
moq 2 | inner 1 | master 4
D1



6. Cod 0503136
P.OMBRELLI ANTIFONE
PORC H46 | ANTIFONE
PORCELAIN UMBRELLA
STAND H 46
(Dim 20 | 20 | 46h)
moq 2 | inner 1 | master 4
D1



7. Cod 0503145
P.OMBRELLO FIORE ROSA
PORC H46 | PINK FLOWER
PORC UMBRELLA STAND H46
(Dim Ø20 | 46h)
moq 2 | inner 1 | master 2
D1



8. Cod 0503202
P.OMBRELLO HONEY PORC
BIA-ORO | HONEY WH-GOLD
PORCELAIN UMBRELLA STAND
(Dim Ø20 | 46h)
moq 1 | inner 1 | master 2
D1

5, 6, 7, 8. Porcellana | porcelain

Yoma



9. Cod 0182211
STATUETTA YOMA ELEFANTE | YOMA ELEPHANT STATUETTE
(Dim 34.5 | 13 | 22.5h)
moq 1 | inner 1 | master 4



10. Cod 0182212
SET STATUETTE YOMA ELEFANTI | YOMA ELEPHANT SET
STATUETTES
(Dim 26.5 | 16.5 | 18.5h)
moq 1 | inner 1 | master 4



11. Cod 0182203
STATUETTA YOMA PAVONE 200-1 |
YOMA PEACOCK STATUETTE 200-1
(Dim 22 | 11 | 14.5h)
moq 2 | inner 1 | master 8



12. Cod 0182204
STATUETTA YOMA PAVONE 190-1 | YOMA
PEACOCK STATUETTE 190-1
(Dim 28 | 9 | 19.5h)
moq 2 | inner 1 | master 6



13. Cod 0182205
STATUETTA YOMA PAVONE 170-1 |
YOMA PEACOCK STATUETTE 170-1
(Dim 30.5 | 13.5 | 38h)
moq 1 | inner 1 | master 3



14. Cod 0182206
STATUETTA YOMA SCIMMIA NON VEDO
| YOMA MONKEY STATUETTE NOT SEE
(Dim 15.5 | 15 | 24h)
moq 2 | inner 1 | master 6



15. Cod 0182207
STATUETTA YOMA SCIMMIA NON SENTO |
YOMA MONKEY STATUETTE NOT HEAR
(Dim 15.5 | 15 | 24h)
moq 2 | inner 1 | master 6



16. Cod 0182208
STATUETTA YOMA SCIMMIA NON PARLO |
YOMA MONKEY STATUETTE NOT SPEAK
(Dim 15.5 | 15 | 24h)
moq 2 | inner 1 | master 6

9, 10, 11, 12, 13, 14, 15, 16. Poliresina | polyresin

Yoma, Shiva, Ginko,
Buddha & Zulu

1. Cod 0182213
DECORAZIONE YOMA
COPPIA ROSONI |
YOMA COUPLE ROSETTE
DECORATION
(Dim 28.5 | 10.5 | 37h)
moq 1 | inner 1 | master 3



2. Cod 0182214
DECORAZIONE YOMA
ROSONE | YOMA ROSETTE
DECORATION
(Dim 23.5 | 12.5 | 55.5h)
moq 1 | inner 1 | master 2



3. Cod 0182201
DECORAZIONE SHIVA
ROSONE | SHIVA ROSETTE
DECORATION
(Dim 23.5 | 7.5 | 36h)
moq 2 | inner 1 | master 6



Cod 0130584
PIATTO DECORATIVO
GINKGO | GINKGO
DECORATIVE PLATE
(Dim 42.7 | 26.1 | 5.8h)
moq 3 | inner 1 | master 6

Resina e calce colorata |
resin and coloured lime



4. Cod 0182200
STATUETTA SHIVA BUDDHA | SHIVA
BUDDHA STATUETTE
(Dim 23 | 13 | 34h)
moq 2 | inner 1 | master 4



5. Cod 0130586
DECORAZIONE BUDDHA SEDUTO H26 |
SITTING BUDDHA DECORATION H26
(Dim 19.3 | 14.1 | 26.8h)
moq 3 | inner 1 | master 6



6. Cod 0130589
DECORAZIONE 3P BUDDHA SEDUTO |
SITTING BUDDHA DECORATION 3P
(Dim 40.1 | 10.8 | 25.4h)
moq 1 | inner 1 | master 4



7. Cod 0182191
STATUETTA ZULU DONNA 830
| ZULU WOMAN STATUETTE
830
(Dim 11 | 8 | 42.5h)
moq 2 | inner 1 | master 8



8. Cod 0182192
STATUETTA ZULU DONNA 820
| ZULU WOMAN STATUETTE
820
(Dim 8 | 8 | 42h)
moq 2 | inner 1 | master 8



9. Cod 0182193
STATUETTA ZULU DONNA
800 | ZULU WOMAN
STATUETTE 800
(Dim 14 | 10 | 61h)
moq 1 | inner 1 | master 4



10. Cod 0182194
STATUETTA ZULU DONNA 810
| ZULU WOMAN STATUETTE
810
(Dim 14 | 10 | 57.5h)
moq 1 | inner 1 | master 4

1, 2, 3, 4, 5, 6, 7, 8, 9, 10, Poliresina | polyresin



Turkana & Zulu



Cod 0182261
SET2 FERMALIBRO TURKANA T53 |
TURKANA BOOK STOPPER SET2 T53
(Dim 6.5 | 8.5 | 17h)
moq 2 | inner 1 | master 8

Acciaio. | Steel.



1. Cod 0182199
DECORAZIONE ZULU ROSONE | ZULU
ROSETTE DECORATION
(Dim 23.5 | 12.5 | 55.5h)
moq 1 | inner 1 | master 3



2. Cod 0182195
STATUETTA ZULU LEOPARDO WALKING |
ZULU WALKING LEOPARD STATUETTE
(Dim 35.5 | 9.5 | 11h)
moq 2 | inner 1 | master 8



3. Cod 0182196
STATUETTA ZULU LEOPARDO S | ZULU
LEOPARD STATUETTE S
(Dim 16 | 12.5 | 27h)
moq 2 | inner 1 | master 6



4. Cod 0182197
STATUETTA ZULU LEOPARDO L | ZULU
LEOPARD STATUETTE L
(Dim 22.5 | 19 | 35.5h)
moq 1 | inner 1 | master 3

1, 2, 3, 4, Poliresina | polyresin

Radice



5. Cod 0680470
RADICE LEGNO NAT C-VASO
9731 | NATURAL WOOD
ROOT W-VASE 9731
(Dim 20 | 15 | 13h)
moq 4 | inner 4 | master 4



6. Cod 0680471
RADICE LEGNO NAT C-VASO
9730B | NATURAL WOOD
ROOT W-VASE 9730B
(Dim 35 | 15 | 18h)
moq 2 | inner 2 | master 2



7. Cod 0680472
RADICE LEGNO NAT
C-VASO 9045 | NATURAL
WOOD ROOT W-VASE 9045
(Dim 20 | 20 | 38h)
moq 1 | inner 1 | master 1



8. Cod 0680475
RADICE LEGNO NAT
C-VASO 3926 | NATURAL
WOOD ROOT W-VASE 3926
(Dim 40 | 30 | 70h)
moq 1 | inner 1 | master 1



9. Cod 0680510
RADICE LEGNO NAT
C-CIOTOLA 1854 |
NATURAL WOOD ROOT
W-BOWL 1854
(Dim 10 | 12 | 15h)
moq 1 | inner 1 | master 2



10. Cod 0680511
RADICE LEGNO NAT
C-CIOTOLA 1855 |
NATURAL WOOD ROOT
W-BOWL 1855
(Dim 13 | 15 | 20h)
moq 1 | inner 1 | master 2



11. Cod 0680512
RADICE LEGNO NAT
C-CIOTOLA 1856 |
NATURAL WOOD ROOT
W-BOWL 1856
(Dim 18 | 20 | 20h)
moq 1 | inner 1 | master 1



12. Cod 0680476
RADICE LEGNO NAT
C-VASO 6678XL |
NATURAL WOOD ROOT
W-VASE 6678XL
(Dim 50 | 40 | 45h)
moq 1 | inner 1 | master 1



13. Cod 0680513
RADICE LEGNO NAT C-PIATTO
1874 | NATURAL WOOD ROOT
W-PLATE 1874
(Dim 35 | 35 | 17h)
moq 1 | inner 1 | master 1



14. Cod 0680514
RADICE LEGNO NAT C-CIOTOLA
1857 | NATURAL WOOD ROOT
W-BOWL 1857
(Dim 20 | 25 | 25h)
moq 1 | inner 1 | master 1

5, 6, 7, 8, 9, 10, 11, 12, 13, 14, Radice naturale di legno teak/gamal con vetro riciclato soffiato direttamente sulla radice. Le forme e le misure create dal legno e dal vetro sono solo indicative, tutti i prodotti saranno diversi l'uno dall'altro. Pezzi unici. | Natural teak/gamal wood root with recycled glass directly blown on the surface. The shapes and the sizes formed by the wood are only indicative, all the items will be different from each other. Unique piece.

Akabe



1. Cod 0680560
CANDELA AKABE D20 S | AKABE CANDLE
D20 SMALL
(Dim Ø20 | 12h)
moq 1 | inner 1 | master 1



2. Cod 0680561
CANDELA AKABE D30 | AKABE CANDLE
D30
(Dim Ø30 | 8h)
moq 1 | inner 1 | master 1



3. Cod 0680562
CANDELA AKABE D20 L | AKABE
CANDLE D20 LARGE
(Dim Ø20 | 20h)
moq 1 | inner 1 | master 1



4. Cod 0680564
CANDELA AKABE 65X15 | AKABE CANDLE
65X15
(Dim 65 | 15 | 12h)
moq 1 | inner 1 | master 1



5. Cod 0680563
CANDELA AKABE 27X27 | AKABE
CANDLE 27X27
(Dim 25 | 25 | 20h)
moq 1 | inner 1 | master 1



6. Cod 0680565
CANDELA AKABE 30X35 | AKABE
CANDLE 30X35
(Dim 30 | 35 | 20h)
moq 1 | inner 1 | master 1

1, 2, 3, 4, 5, 6, Struttura in legno teak, riempimento con cera. Le forme e le misure create dal legno sono solo indicative. Tutti i prodotti saranno diversi l'uno dall'altro. | Teak wood frame with wax filling. The shapes and sizes formed by the wood are only indicative, all the items will be different from each other.



Timber



7. Cod 0120510
TAGLIERE TIMBER 10791 TO | TIMBER
ROUND CHOPPING BOARD 10791
(Dim 22 | 37 | 2)
moq 4 | inner 4 | master 4



8. Cod 0120511
TAGLIERE TIMBER 9790 TO | TIMBER
ROUND CHOPPING BOARD 9790
(Dim 30 | 42 | 2)
moq 4 | inner 4 | master 4



9. Cod 0120512
TAGLIERE TIMBER 10792 RETT | TIMBER
RECT CHOPPING BOARD 10792
(Dim 21 | 48 | 2)
moq 4 | inner 4 | master 4



10. Cod 0120513
TAGLIERE TIMBER 10793 RETT | TIMBER
RECT CHOPPING BOARD 10793
(Dim 25 | 45 | 2)
moq 4 | inner 1 | master 4



11. Cod 0120514
TAGLIERE TIMBER 9789 RETT | TIMBER RECT
CHOPPING BOARD 9789
(Dim 20 | 47 | 2)
moq 4 | inner 1 | master 4



12. Cod 0120515
TAGLIERE TIMBER 10811 RETT | TIMBER
RECT CHOPPING BOARD 10811
(Dim 25 | 52 | 2)
moq 4 | inner 1 | master 4

Legno di acacia con cordicella in vera pelle. | Acacia wood with twine in genuine leather.



13. Cod 0120516
TAGLIERE TIMBER 13618 RETT S | TIMBER
SMALL RECT CHOPPING BOARD 13618
(Dim 21 | 1.5 | 75h)
moq 1 | inner 1 | master 5



14. Cod 0120517
TAGLIERE TIMBER 15737 RETT | TIMBER
RECT CHOPPING BOARD 15737
(Dim 25 | 2 | 80h)
moq 1 | inner 1 | master 5



15. Cod 0120518
TAGLIERE TIMBER 13620 RETT L | TIMBER
LARGE RECT CHOPPING BOARD 13620
(Dim 21 | 1.5 | 90h)
moq 1 | inner 1 | master 5

7, 8, 9, 10, 11, 12, 13, 14, 15, Legno di mango. | Mango wood.

Saguaro, Mexico & Macrame



1. Cod 0140941
CACTUS SAGUARO VERDE H59 | SAGUARO GREEN
CACTUS H59
(Dim 59h)
moq 4 | inner 4 | master 4



2. Cod 0140942
CACTUS SAGUARO VERDE H73 | SAGUARO GREEN CACTUS
H73
(Dim 73h)
moq 2 | inner 2 | master 2

1, 2, Materiale vegetale e metallo | sea grass and metal



3. Cod 0130590
CACTUS MEXICO BIANCO H55 | MEXICO
WHITE CACTUS H55
(Dim 17 | 37 | 55h)
moq 4 | inner 4 | master 4



4. Cod 0130591
CACTUS MEXICO BIANCO H88 |
MEXICO WHITE CACTUS H88
(Dim 21 | 47 | 88h)
moq 4 | inner 4 | master 4



5. Cod 0130593
CACTUS MEXICO GRIGIO ANTICATO H88 |
MEXICO GREY WASHED CACTUS H88
(Dim 21 | 47 | 88h)
moq 4 | inner 4 | master 4

3, 4, 5, Vimini | willow



6. Cod 0140973
LANTERNA MACRAME BIANCO H38 |
MACRAME WHITE LANTERN H38
(Dim Ø35.5 | 38h)
moq 2 | inner 1 | master 4



7. Cod 0140971
LANTERNA MACRAME VERDE H38 |
MACRAME GREEN LANTERN H38
(Dim Ø35.5 | 38h)
moq 2 | inner 1 | master 4



8. Cod 0140972
LANTERNA MACRAME GRIGIO H38 |
MACRAME GREY LANTERN H38
(Dim Ø35.5 | 38h)
moq 2 | inner 1 | master 4

6, 7, 8, Metallo, corda, vetro | metal, rope, glass

Peruvian, Yari & Civetta



9. Cod 0347231
VASO PERUVIAN CIL GIALLO H25 |
PERUVIAN CYL YELLOW POT H25
(Dim Ø14.5 | 25.5h)
moq 4 | inner 2 | master 4



10. Cod 0347232
VASO PERUVIAN CIL VERDE H25 |
PERUVIAN CYL GREEN POT H25
(Dim Ø14.5 | 25.5h)
moq 4 | inner 2 | master 4



11. Cod 0347233
VASO PERUVIAN CIL NERO H25 |
PERUVIAN CYL BLACK POT H25
(Dim Ø14.5 | 25.5h)
moq 4 | inner 2 | master 4



12. Cod 0347213
C.VASO SOSPESO PERUVIAN
C-VT NERO | PERUVIAN
BLACK HANGING POT W-GL
(Dim Ø15 | 84h)
moq 6 | inner 2 | master 12



13. Cod 0347221
P.PIANTA SOSPESO PERUVIAN
TO GIALLO D25 | PERUVIAN
ROUND YELLOW HANG. PLANT
H D25
(Dim Ø25 | 87h)
moq 8 | inner 8 | master 16



14. Cod 0347222
P.PIANTA SOSPESO PERUVIAN
TO VERDE D25 | PERUVIAN
ROUND GREEN HANG. PLANT
HO D25
(Dim Ø25 | 87h)
moq 8 | inner 8 | master 16



15. Cod 0347223
P.PIANTA SOSPESO PERUVIAN
TO NERO D25 | PERUVIAN
ROUND BLACK HANG. PLANT
HOL D25
(Dim Ø25 | 87h)
moq 8 | inner 8 | master 16

9, 10, 11, 12, Cotone e vetro |
cotton and glass

13, 14, 15, Legno di paulonia e cotone | paulownia wood and cotton



Cod 0347206
P.PIANTA SOSPESO YARI QU MARRONE
45X45 | YARI SQUA BROWN HANG.
PLANT HOLDER 45X45
(Dim 45 | 45 | 88h)
moq 4 | inner 4 | master 4



16. Cod 0180328
P.CANDELA CIVETTA GIALLO | OWL
YELLOW CANDLE HOLDER
(Dim 15.5 | 15.5 | 20.5)
moq 1 | inner 1 | master 6



17. Cod 0180329
P.CANDELA CIVETTA VERDE | OWL
GREEN CANDLE HOLDER
(Dim 15.5 | 15.5 | 20.5)
moq 1 | inner 1 | master 6

Legno di pino, betulla e pioppo 90%.
Corda 10% | pine, birch and poplar
wood 90%. Rope 10%

16, 17, Struttura in ceramica. Finitura lucida. | Ceramic frame. Glossy finish.

Ethic, Mykonos, Cavalluccio,
Rubrum, Stella marina, Nautilus,
Baltic, Dado & Tris



1. Cod 0503050
PIATTO DECORATIVO ETNIC CR ROSSO | ETNIC CERAMIC
RED DECORATIVE PLATE
(Dim Ø35,5 | 2,5h)
moq 3 | inner 1 | master 6
D1

1, 2, Ceramica | ceramic



2. Cod 0503055
P.OGGETTI C-COPERCHIO MYKONOS CR | MYKONOS
CERAMIC OBJECT HOLDER W-LID
(Dim 24,5 | 14 | 23,5h)
moq 3 | inner 1 | master 6
D1



Cod 0130598
DECORAZIONE
CAVALLUCCIO STAND
ROSSO | SEAHORSE RED
STAND DECORATION
(Dim 17 | 11,6 | 59,5h)
moq 2 | inner 1 | master 4

Resina, calce colorata e
metallo | resin, coloured
stone powder and metal



Cod 0130571
CORALLO RUBRUM AZZURRO
32X21 | RUBRUM LIGHT BLUE
CORAL 32X21
(Dim 32,2 | 21,7 | 20,5h)
moq 1 | inner 1 | master 1

Resina e calce colorata |
resin and coloured lime



3. Cod 0130572
STELLA MARINA VIOLETTA
29,6X29 | PURPLE STARFISH
29,6X29
(Dim 29,6 | 29 | 7h)
moq 4 | inner 1 | master 8

3, 4, Resina e calce colorata | resin and coloured lime



4. Cod 0130599
VASO CONGHIGLIA
NAUTILUS BIANCO 30X25H |
NAUTILUS WHITE SHELL POT
30X25H
(Dim 30,5 | 15,8 | 25,7h)
moq 1 | inner 1 | master 1



5. Cod 0183442
SOPRANNOBILE BALTIC
CHIESA S | BALTIC CHURCH
ORNAMENT S
(Dim 8 | 8 | 18h)
moq 6 | inner 6 | master 54

5, 6, Struttura in legno di pino riciclato. | Recycled pine wood
frame.



6. Cod 0183443
SOPRANNOBILE BALTIC
CHIESA L | BALTIC CHURCH
ORNAMENT L
(Dim 12 | 6 | 18h)
moq 6 | inner 6 | master 54



Cod 0182967
DECORAZIONE DADO
FORTUNE 10,5X10,5 |
FORTUNE DECORATIVE DICE
10,5X10,5
(Dim 10,5 | 10,5 | 10,5h)
moq 8 | inner 1 | master 16

Legno di mango | mango
wood



Cod 0182969
DECORAZIONE TRIS FORTUNE
37X37 | FORTUNE DECORATIVE
TRIS 37X37
(Dim 37 | 37 | 4h)
moq 1 | inner 1 | master 4

Struttura in legno di mango.
O e X in alluminio. | Frame
in mango wood. O and X in
aluminium.

Legend & Sanpark



7. Cod 0143000
BORSA LEGEND 8872 |
LEGEND BAG 8872
(Dim 31 | 9 | 24)
moq 2 | inner 1 | master 18



8. Cod 0143001
BORSA LEGEND 10627 |
LEGEND BAG 10627
(Dim 45 | 37)
moq 2 | inner 1 | master 18



9. Cod 0143004
BORSA LEGEND 13186 |
LEGEND BAG 13186
(Dim 33 | 12 | 44)
moq 2 | inner 1 | master 18



10. Cod 0143006
BORSA LEGEND 8715 |
LEGEND BAG 8715
(Dim 50 | 22 | 54)
moq 2 | inner 1 | master 20



11. Cod 0143007
BORSA LEGEND 11107 |
LEGEND BAG 11107
(Dim 44 | 40)
moq 2 | inner 1 | master 18



12. Cod 0143010
BORSA LEGEND 11133 |
LEGEND BAG 11133
(Dim 50 | 21 | 40)
moq 2 | inner 1 | master 18



13. Cod 0143011
BORSA LEGEND 13264 |
LEGEND BAG 13264
(Dim 43 | 20 | 46)
moq 2 | inner 1 | master 20



14. Cod 0143012
BORSA LEGEND 13197 |
LEGEND BAG 13197
(Dim 48 | 43)
moq 2 | inner 1 | master 18



15. Cod 0143013
BORSA LEGEND 13272 |
LEGEND BAG 13272
(Dim 40 | 12 | 34)
moq 2 | inner 1 | master 18



16. Cod 0143014
BORSA LEGEND 10712 |
LEGEND BAG 10712
(Dim 43 | 66)
moq 2 | inner 1 | master 18



Cod 0462565
FERMAPORTA SANPARK ONE |
DOORSTOP SANPARK ONE
(Dim 19a | 19b | 19h)
moq 4 | inner 4 | master 4



Cod 0462566
FERMAPORTA SANPARK TWO |
DOORSTOP SANPARK TWO
(Dim 19a | 19b | 19h)
moq 4 | inner 4 | master 4

7, 8, 9, 10, 11, 12, 13, 14, 15, 16, Cotone e pelle | cotton and
leather

Imbottitura in cotone,
rivestimento in tela riciclata
e vera pelle. Manico in
corda. | Cotton filling,
cover in recycled canvas
and genuine leather.
Handle rope.

Imbottitura in cotone,
rivestimento in vera pelle.
Manico in corda. | Cotton
filling, cover in genuine leather.
Handle rope.

Home decor

Vasi in vetro

Lucentezza e splendore

Glass vases.
Shine and Brightness



Loopy



1. Cod 0202672
VASO VT LOOPY TRASP H23 | LOOPY
TRANSPARENT GL VASE H23
(Dim Ø20 | 23h)
moq 4 | inner 1 | master 1



2. Cod 0202673
VASO VT LOOPY ROSA ANTICO H23 |
LOOPY ANTIQUE PINK GL VASE H23
(Dim Ø20 | 23h)
moq 4 | inner 1 | master 1



3. Cod 0202675
VASO VT LOOPY BLU COBALTO H23 |
LOOPY COBALT BLUE GL VASE H23
(Dim Ø20 | 23h)
moq 4 | inner 1 | master 1



4. Cod 0202664
VASO VT LOOPY TRASP H33,5 | LOOPY
TRANSPARENT GL VASE H33,5
(Dim Ø33 | 33,5h)
moq 2 | inner 1 | master 1



5. Cod 0202665
VASO VT LOOPY ROSA ANTICO H33,5 |
LOOPY ANTIQUE PINK GL VASE H33,5
(Dim Ø33 | 33,5h)
moq 2 | inner 1 | master 1



6. Cod 0202667
VASO VT LOOPY BLU COBALTO H33,5 |
LOOPY COBALT BLUE GL VASE H33,5
(Dim Ø33 | 33,5h)
moq 2 | inner 1 | master 1



7. Cod 0202668
BOTTIGLIA VT LOOPY TRASP H52,5 |
LOOPY TRANSPARENT GL BOTTLE H52,5
(Dim Ø23 | 52,5h)
moq 2 | inner 1 | master 1



8. Cod 0202669
VASO VT LOOPY ROSA ANTICO H52,5 |
LOOPY ANTIQUE PINK GL VASE H52,5
(Dim Ø23 | 52,5h)
moq 2 | inner 1 | master 1



9. Cod 0202671
VASO VT LOOPY BLU COBALTO H52,5 |
LOOPY COBALT BLUE GL VASE H52,5
(Dim Ø23 | 52,5h)
moq 2 | inner 1 | master 1

1, 2, 3, 4, 5, 6, 7, 8, 9, Vetro | Glass





Rotang



1. Cod 0202706
BOTTIGLIA VT ROTANG TRASP H27,5 |
ROTANG TRANSPARENT GL BOTTLE H27,5
(Dim 41 | 21,5 | 27,5h)
moq 2 | inner 2 | master 2



2. Cod 0202707
VASO VT ROTANG ROSA ANTICO
H27,5 | ROTANG ANTIQUE PINK GL
VASE H27,5
(Dim 41 | 21,5 | 27,5h)
moq 2 | inner 2 | master 2



3. Cod 0202708
VASO VT ROTANG BLU COBALTO
H27,5 | ROTANG COBALT BLUE GL
VASE H27,5
(Dim 41 | 21,5 | 27,5h)
moq 2 | inner 2 | master 2



4. Cod 0202702
BOTTIGLIA VT ROTANG TRASP H42 |
ROTANG TRANSPARENT GL BOTTLE H42
(Dim Ø35,5 | 42h)
moq 4 | inner 4 | master 4



5. Cod 0202703
VASO VT ROTANG ROSA ANTICO H42 |
ROTANG ANTIQUE PINK GL VASE H42
(Dim Ø35,5 | 42h)
moq 4 | inner 4 | master 4



6. Cod 0202704
VASO VT ROTANG BLU COBALTO H42 |
ROTANG COBALT BLUE GL VASE H42
(Dim Ø35,5 | 42h)
moq 4 | inner 4 | master 4



7. Cod 0202694
BOTTIGLIA VT ROTANG TRASP H79 |
ROTANG TRANSPARENT GL BOTTLE H79
(Dim Ø27,5 | 79h)
moq 1 | inner 1 | master 1



8. Cod 0202695
VASO VT ROTANG ROSA ANTICO H79 |
ROTANG ANTIQUE PINK GL VASE H79
(Dim Ø27,5 | 79h)
moq 1 | inner 1 | master 1



9. Cod 0202696
VASO VT ROTANG BLU COBALTO H79 |
ROTANG COBALT BLUE GL VASE H79
(Dim Ø27,5 | 79h)
moq 1 | inner 1 | master 1

1, 2, 3, 4, 5, 6, 7, 8, 9, Vetro, carta kraft
| glass, kraft paper

Rotang



1. Cod 0202711
VASO VT ROTANG ROSA ANTICO H47,5 | ROTANG ANTIQUE
PINK GL VASE H47,5
(Dim Ø37 | 47,5h)
moq 1 | inner 1 | master 1



2. Cod 0202712
VASO VT ROTANG BLU COBALTO H47,5 | ROTANG COBALT BLUE
GL VASE H47,5
(Dim Ø37 | 47,5h)
moq 1 | inner 1 | master 1



3. Cod 0202714
VASO VT ROTANG TRASP H34,5 |
ROTANG TRANSPARENT GL VASE H34,5
(Dim Ø25 | 34,5h)
moq 1 | inner 1 | master 1




4. Cod 0202715
VASO VT ROTANG ROSA ANTICO H34,5 |
ROTANG ANTIQUE PINK GL VASE H34,5
(Dim Ø25 | 34,5h)
moq 1 | inner 1 | master 1



5. Cod 0202716
VASO VT ROTANG BLU COBALTO H34,5
| ROTANG COBALT BLUE GL VASE
H34,5
(Dim Ø25 | 34,5h)
moq 1 | inner 1 | master 1

1, 2, 3, 4, 5, Vetro, carta kraft | glass, kraft paper



Celebrate



1. Cod 0202683
BOTTIGLIA VT CELEBRATE GLAC AMBRA H51,5 | CELEBRATE
GLAC AMBER GL BOTTLE H51,5
(Dim Ø15 | 51,5h)
moq 2 | inner 1 | master 1



2. Cod 0202684
BOTTIGLIA VT CELEBRATE GLAC BLU H51,5 | CELEBRATE GLAC
BLUE GL BOTTLE H51,5
(Dim Ø15 | 51,5h)
moq 2 | inner 1 | master 1



3. Cod 0202682
BOTTIGLIA VT CELEBRATE TRASP
H51,5 | CELEBRATE TRANSPARENT GL
BOTTLE H51,5
(Dim Ø15 | 51,5h)
moq 2 | inner 1 | master 1



4. Cod 0202679
BOTTIGLIA VT CELEBRATE TRASP H77,5
| CELEBRATE TRANSPARENT GL BOTTLE
H77,5
(Dim Ø19 | 77,5h)
moq 2 | inner 1 | master 1



5. Cod 0202676
BOTTIGLIA VT CELEBRATE TRASP H105
| CELEBRATE TRANSPARENT GL BOTTLE
H105
(Dim Ø23,5 | 105h)
moq 1 | inner 1 | master 1

1, 2, 3, 4, 5, Vetro | Glass



Stack & Pandora



1. Cod 0202459
VASO STACK TRASP H18 | VASE STACK CLEAR H18
(Dim 15,5 | 15,5 | 18h)
moq 4 | inner 4 | master 4
D1



2. Cod 0202464
VASO STACK TRASP H32 | VASE STACK CLEAR H32
(Dim 15,5 | 15,5 | 32h)
moq 4 | inner 4 | master 4
D1



3. Cod 0202693
VASO VT PANDORA TRASP H21,5 |
PANDORA TRANSPARENT GL VASE H21,5
(Dim 34,5 | 17,5 | 21,5h)
moq 1 | inner 1 | master 1



4. Cod 0202692
VASO VT PANDORA TRASP H30,5 |
PANDORA TRANSPARENT GL VASE H30,5
(Dim Ø27 | 30,5h)
moq 2 | inner 2 | master 2



5. Cod 0202691
VASO VT PANDORA TRASP H37 |
PANDORA TRANSPARENT GL VASE H37
(Dim Ø38 | 37h)
moq 4 | inner 4 | master 4

1, 2, 3, 4, 5, Vetro | glass



Jayla, Jody & Julia



1. Cod 0202659
VASO VT JAYLA AMBRA H37 | JAYLA AMBER GL VASE H37
(Dim Ø35 | 37h)
moq 2 | inner 1 | master 1



2. Cod 0202658
VASO VT JAYLA VERDE FORESTA H37 | JAYLA FOREST
GREEN GL VASE H37
(Dim Ø35 | 37h)
moq 2 | inner 1 | master 1



3. Cod 0202660
VASO VT JAYLA TO AMBRA H40 | JAYLA RO AMBER GL
VASE H40
(Dim Ø21 | 40h)
moq 2 | inner 1 | master 1



4. Cod 0202661
VASO VT JAYLA TO VERDE FORESTA H40 | JAYLA RO
GREEN FOREST GL VASE H40
(Dim Ø21 | 40h)
moq 2 | inner 1 | master 1



5. Cod 0202662
VASO VT JAYLA TO AMBRA H31 | JAYLA RO AMBER GL
VASE H31
(Dim Ø20 | 31h)
moq 2 | inner 1 | master 1



6. Cod 0202663
VASO VT JAYLA TO VERDE FORESTA H31 | JAYLA RO
FOREST GREEN GL VASE H31
(Dim Ø20 | 31h)
moq 2 | inner 1 | master 1



1, 2, 3, 4, 5, 6, 7, 8, 9, 10, 11, 12, 13, 14, 15, 16, 17, Vetro
riciclato | recycled glass



7. Cod 0202651
CANDELABRO VT JODY AMBRA H30 | JODY AMBER GL
CANDELABRA H30
(Dim Ø13 | 30h)
moq 6 | inner 6 | master 6



8. Cod 0202655
CANDELABRO VT JODY AMBRA H40 | JODY AMBER GL
CANDELABRA H40
(Dim Ø17 | 40h)
moq 4 | inner 4 | master 4



9. Cod 0202646
CANDELABRO VT JULIA ROSA CIPRIA H22
| JULIA POWDER PINK GL CANDELABRA
H22
(Dim Ø9 | 22h)
moq 6 | inner 6 | master 6



10. Cod 0202650
CANDELABRO VT JODY ROSA CIPRIA
H30 | JODY POWDER PINK GL
CANDELABRA H30
(Dim Ø13 | 30h)
moq 6 | inner 6 | master 6



11. Cod 0202654
CANDELABRO VT JODY ROSA CIPRIA H40
| JODY POWDER PINK GL CANDELABRA
H40
(Dim Ø17 | 40h)
moq 4 | inner 4 | master 4



12. Cod 0202648
CANDELABRO VT JULIA VERDE GIADA H22
| JULIA JADE GREEN GL CANDELABRA
H22
(Dim Ø9 | 22h)
moq 6 | inner 6 | master 6



13. Cod 0202652
CANDELABRO VT JODY VERDE
GIADA H30 | JODY JADE GREEN GL
CANDELABRA H30
(Dim Ø13 | 30h)
moq 6 | inner 6 | master 6



14. Cod 0202656
CANDELABRO VT JODY VERDE
GIADA H40 | JODY JADE GREEN GL
CANDELABRA H40
(Dim Ø17 | 40h)
moq 4 | inner 4 | master 4



15. Cod 0202649
CANDELABRO VT JULIA BLU ZAFFIRO H22
| JULIA SAPPHIRE BLUE GL CANDELABRA
H22
(Dim Ø9 | 22h)
moq 6 | inner 6 | master 6



16. Cod 0202653
CANDELABRO VT JODY BLU ZAFFIRO
H30 | JODY SAPPHIRE BLUE GL
CANDELABRA H30
(Dim Ø13 | 30h)
moq 6 | inner 6 | master 6



17. Cod 0202657
CANDELABRO VT JODY BLU ZAFFIRO H40
| JODY SAPPHIRE BLUE GL CANDELABRA
H40
(Dim Ø17 | 40h)
moq 4 | inner 4 | master 4



Seta & Arleen



1. Cod 0202541
VASO SETA VT ROSA CIPRIA H38 | SILK POWDER PINK GLASS
VASE H38
(Dim Ø16 | 38h)
moq 2 | inner 1 | master 1



2. Cod 0202538
VASO SETA VT ROSA CIPRIA H59 | SILK POWDER PINK GLASS
VASE H59
(Dim Ø29 | 59h)
moq 1 | inner 1 | master 1



8. Cod 0202583
VASO ARLEEN ANFORA VT BLU MARE
H24 | ARLEEN SEA BLUE GLASS
AMPHORA VASE H24
(Dim Ø16 | 24h)
moq 6 | inner 6 | master 6



9. Cod 0202582
VASO ARLEEN ANFORA VT BLU MARE
H32 | ARLEEN SEA BLUE GLASS
AMPHORA VASE H32
(Dim Ø20 | 32h)
moq 2 | inner 1 | master 1



10. Cod 0202581
VASO ARLEEN BORDOLESE VT BLU
MARE H50 | ARLEEN BLUE SEA GLASS
BORDOLESE VASE H50
(Dim Ø14 | 50h)
moq 3 | inner 1 | master 1



3. Cod 0202536
BOTTIGLIA SETA VT OCRA H100 | SILK OCHRE GLASS DECOR
BOTTLE H100
(Dim Ø20 | 100h)
moq 1 | inner 1 | master 1



4. Cod 0202535
BOTTIGLIA SETA VT ROSA CIPRIA H100 | SILK POWDER PINK
GLASS DECOR BOTTLE H100
(Dim Ø20 | 100h)
moq 1 | inner 1 | master 1



11. Cod 0202580
VASO ARLEEN ANFORA VT GHIACCIO
H24 | ARLEEN ICE GLASS AMPHORA
VASE H24
(Dim Ø16 | 24h)
moq 6 | inner 6 | master 6



12. Cod 0202579
VASO ARLEEN ANFORA VT GHIACCIO
H32 | ARLEEN ICE GLASS AMPHORA
VASE H32
(Dim Ø20 | 32h)
moq 2 | inner 1 | master 1



13. Cod 0202578
VASO ARLEEN BORDOLESE VT
GHIACCIO H50 | ARLEEN ICE GLASS
BORDOLESE VASE H50
(Dim Ø14 | 50h)
moq 3 | inner 1 | master 1



5. Cod 0202576
VASO ARLEEN ANFORA VT ROSA
ANTICO H32 | ARLEEN ANTIQUE PINK
GL AMPHORA VASE H32
(Dim Ø20 | 32h)
moq 2 | inner 1 | master 1



6. Cod 0202577
VASO ARLEEN ANFORA VT ROSA
ANTICO H24 | ARLEEN ANTIQUE PINK
GL AMPHORA VASE H24
(Dim Ø16 | 24h)
moq 6 | inner 6 | master 6



7. Cod 0202575
VASO ARLEEN BORDOLESE VT ROSA
ANTICO H50 | ARLEEN ANTIQ. PINK GL
BORDOLESE VASE H50
(Dim Ø14 | 50h)
moq 3 | inner 1 | master 1



14. Cod 0202574
VASO ARLEEN ANFORA VT VERDE
SC H24 | ARLEEN DARK GREEN GL
AMPHORA VASE H24
(Dim Ø16 | 24h)
moq 6 | inner 6 | master 6



15. Cod 0202573
VASO ARLEEN ANFORA VT VERDE
SC H32 | ARLEEN DARK GREEN GL
AMPHORA VASE H32
(Dim Ø20 | 32h)
moq 2 | inner 1 | master 1



16. Cod 0202572
VASO ARLEEN BORDOLESE VT VERDE
SC H50 | ARLEEN DARK GREEN GL
BORDOLESE VASE H50
(Dim Ø14 | 50h)
moq 3 | inner 1 | master 1



1, 2, 3, 4, 5, 6, 7, 8, 9, 10, 11, 12, 13, 14,
15, 16. Vetro riciclato | recycled glass

Home decor

Ceramica

Materia e originalità

Ceramic
Material and originality



Canister & Twine



1. Cod 0160231
CANDELA C-COPERCHIO
CANISTER BIANCO Ø10 |
CANISTER WHITE CANDLE
W-LID Ø10
(Dim Ø10 | 11h)
moq 8 | inner 1 | master 8



2. Cod 0160233
CANDELA C-COPERCHIO
CANISTER BIANCO Ø14 |
CANISTER WHITE CANDLE
W-LID Ø14
(Dim Ø14 | 14h)
moq 3 | inner 1 | master 6



3. Cod 0160234
CANDELA C-COPERCHIO
TWINE BIANCO Ø9,5 | TWINE
WHITE CANDLE W-LID Ø9,5
(Dim Ø9,5 | 11h)
moq 4 | inner 1 | master 8



4. Cod 0160235
CANDELA C-COPERCHIO
TWINE BIANCO Ø14,5 |
TWINE WHITE CANDLE W-LID
Ø14,5
(Dim Ø14,5 | 14h)
moq 3 | inner 1 | master 6



5. Cod 0160232
CANDELA C-COPERCHIO
CANISTER NERO Ø10 |
CANISTER BLACK CANDLE
W-LID Ø10
(Dim Ø10 | 11h)
moq 8 | inner 1 | master 8



6. Cod 0160241
CANDELA C-COPERCHIO
CANISTER NERO Ø14 |
CANISTER BLACK CANDLE
W-LID Ø14
(Dim Ø14 | 14h)
moq 3 | inner 1 | master 6



7. Cod 0160236
CANDELA C-COPERCHIO
TWINE NERO Ø9,5 | TWINE
BLACK CANDLE W-LID Ø9,5
(Dim Ø9,5 | 11h)
moq 4 | inner 1 | master 8



8. Cod 0160237
CANDELA C-COPERCHIO
TWINE NERO Ø14,5 | TWINE
BLACK CANDLE W-LID Ø14,5
(Dim Ø14,5 | 14h)
moq 3 | inner 1 | master 6

1, 2, 3, 4, 5, 6, 7, 8, Ceramica, cera | ceramic, wax



Papyrus



1. Cod 0501445
VASO PAPHYRUS BIANCO H19,5 |
PAPHYRUS WHITE VASE H19,5
(Dim Ø15,8 | 19,5h)
moq 3 | inner 1 | master 12
D1



2. Cod 0501446
VASO PAPHYRUS BIANCO H25,3 |
PAPHYRUS WHITE VASE H25,3
(Dim Ø18 | 25,3h)
moq 2 | inner 1 | master 4
D1



3. Cod 0501459
VASO PAPHYRUS BIANCO H16,8 |
PAPHYRUS WHITE VASE H16,8
(Dim Ø25,5 | 16,8h)
moq 2 | inner 1 | master 8
D1



4. Cod 0501449
SET2 P.VASO PAPHYRUS BIANCO | SET2
PAPHYRUS WHITE VASE HOLDER
(Dim Ø15,5 | 12,8h; Ø22,5 | 16,2h)
moq 2 | inner 1 | master 4
D1



5. Cod 0183294
SET2 CIOTOLA DECORATIVA PAPHYRUS
BIANCO | SET2 PAPHYRUS WHITE
DECORATIVE BOWL
(Dim Ø24,3 | 10h; Ø29,3 | 9h)
moq 1 | inner 1 | master 4
D1



6. Cod 0501457
VASO PAPHYRUS BIANCO H29,8 | PAPHYRUS
WHITE VASE H29,8
(Dim Ø20 | 29,8h)
moq 1 | inner 1 | master 2
D1



7. Cod 0501458
VASO PAPHYRUS BIANCO H40,5 |
PAPHYRUS WHITE VASE H40,5
(Dim Ø26,4 | 40,5h)
moq 1 | inner 1 | master 2
D1



8. Cod 0501442
VASO PAPHYRUS CIL BIANCO H32,3 |
PAPHYRUS CYL WHITE VASE H32,3
(Dim Ø15 | 32,3h)
moq 2 | inner 1 | master 6
D1



9. Cod 0501443
VASO PAPHYRUS CIL BIANCO H40,5 |
PAPHYRUS CYL WHITE VASE H40,5
(Dim Ø17,7 | 40,5h)
moq 1 | inner 1 | master 4
D1

1, 2, 3, 4, 5, 6, 7, 8, 9, Ceramica | ceramic



10. Cod 0501452
VASO PAPHYRUS GRIGIO SCURO H19,5 | PAPHYRUS DARK GREY
VASE H19,5
(Dim Ø15,8 | 19,5h)
moq 3 | inner 1 | master 12
D1



11. Cod 0501453
VASO PAPHYRUS GRIGIO SCURO H25,3 | PAPHYRUS DARK GREY
VASE H25,3
(Dim Ø18 | 25,3h)
moq 2 | inner 1 | master 4
D1



12. Cod 0501456
SET2 P.VASO PAPHYRUS GRIGIO SCURO |
SET2 PAPHYRUS DARK GREY VASE HOLDER
(Dim Ø15,5 | 12,8h; Ø22,5 | 16,2h)
moq 1 | inner 1 | master 4
D1



13. Cod 0501450
VASO PAPHYRUS CIL GRIGIO SCURO
H32,3 | PAPHYRUS CYL DARK GREY
VASE H32,3
(Dim Ø15 | 32,3h)
moq 2 | inner 1 | master 6
D1



14. Cod 0501451
VASO PAPHYRUS CIL GRIGIO SCURO H40,5 |
PAPHYRUS CYL DARK GREY VASE H40,5
(Dim Ø17,7 | 40,5h)
moq 1 | inner 1 | master 4
D1

10, 11, 12, 13, 14, Ceramica | ceramic



Striped



1. Cod 0183580
PIATTO DECORATIVO STRIPED BIANCO
47X30 | STRIPED WHITE DECORATIVE
PLATE 47X30
(Dim 47 | 30 | 5,5h)
moq 2 | inner 2 | master 8
D1



2. Cod 0501432
VASO STRIPED BIANCO H36 | STRIPED
WHITE VASE H36
(Dim Ø15,5 | 36h)
moq 2 | inner 1 | master 8
D1



3. Cod 0501433
VASO STRIPED BIANCO H47 |
STRIPED WHITE VASE H47
(Dim Ø20,5 | 47h)
moq 1 | inner 1 | master 4
D1



4. Cod 0183292
SET2 CIOTOLA DECORATIVA STRIPED
BIANCO | SET2 STRIPED WHITE
DECORATIVE BOWL
(Dim 22 | 21 | 10,5h;28,5 | 27,5 |
11h)
moq 1 | inner 1 | master 4
D1



5. Cod 0501430
VASO STRIPED BIANCO H23 |
STRIPED WHITE VASE H23
(Dim Ø22 | 23h)
moq 2 | inner 1 | master 8
D1



6. Cod 0501434
VASO STRIPED BIANCO H35
| STRIPED WHITE VASE H35
(Dim Ø14,3 | 35h)
moq 2 | inner 1 | master 6
D1



7. Cod 0501435
VASO STRIPED BIANCO H45,5
| STRIPED WHITE VASE H45,5
(Dim Ø18,5 | 45,5h)
moq 1 | inner 1 | master 2
D1



8. Cod 0501436
VASO STRIPED BIANCO H57 |
STRIPED WHITE VASE H57
(Dim Ø23 | 57h)
moq 1 | inner 1 | master 1
D1

1, 2, 3, 4, 5, 6, 7, 8, Ceramica | ceramic



Mediterranean & Ridged



1. Cod 0501460
VASO RIDGED BOMB BIANCO H27 | RIDGED FAT WHITE VASE H27
(Dim Ø19 | 27h)
moq 2 | inner 1 | master 8
D1



2. Cod 0501461
VASO RIDGED BOMB BIANCO H38 | RIDGED FAT WHITE VASE H38
(Dim Ø27,5 | 38h)
moq 1 | inner 1 | master 1
D1



3. Cod 0183587
CIOTOLA DECORATIVA RIDGED BIANCO Ø20,5 | RIDGED WHITE DECOR BOWL Ø20,5
(Dim Ø20,5 | 9,5h)
moq 3 | inner 1 | master 12
D1



4. Cod 0183588
CIOTOLA DECORATIVA RIDGED BIANCO Ø26,3 | RIDGED WHITE DECOR BOWL Ø26,3
(Dim Ø26,3 | 11,5h)
moq 2 | inner 1 | master 6
D1



5. 0183589
CIOTOLA DECORATIVA RIDGED BIANCO Ø32 | RIDGED WHITE DECOR BOWL Ø32
(Dim Ø32 | 9h)
moq 2 | inner 1 | master 6
D1



6. Cod 0501439
VASO MEDITERRANEAN BIANCO H14,5 | MEDITERRANEAN WHITE VASE H14,5
(Dim Ø13,5 | 14,5h)
moq 6 | inner 1 | master 12
D1



7. Cod 0501437
VASO MEDITERRANEAN BOMB BIANCO H18,5 | MEDITERRANEAN FAT WHITE VASE H18,5
(Dim Ø19 | 18,5h)
moq 2 | inner 1 | master 8
D1



8. Cod 0501438
VASO MEDITERRANEAN BOMB BIANCO H25 | MEDITERRANEAN FAT WHITE VASE H25
(Dim Ø25,5 | 25h)
moq 1 | inner 1 | master 2
D1



9. Cod 0183293
SET2 CIOTOLA DECOR MEDITERRANEAN BIANCO | SET2 MEDITERRANEAN WHITE DECORATIVE BOWL
(Dim Ø27 | 13,5h; Ø34 | 13,5h)
moq 1 | inner 1 | master 2
D1



10. Cod 0501440
VASO MEDITERRANEAN BIANCO H33,5 | MEDITERRANEAN WHITE VASE H33,5
(Dim Ø13,5 | 33,5h)
moq 2 | inner 1 | master 6
D1



11. Cod 0501441
VASO MEDITERRANEAN BIANCO H41,5 | MEDITERRANEAN WHITE VASE H41,5
(Dim Ø16,8 | 41,5h)
moq 2 | inner 1 | master 6
D1



1, 2, 3, 4, 5, 6, 7, 8, 9, 10, 11, Ceramica | ceramic



Home decor

Vasi in metallo

I colori di tendenza

Metal vases
Trendy colors



Olpe, Kothon, Kylix, Pelike
& Pithos

1. Cod 0183072
P.CANDELA 1P OLPE 1M ROSA H10 | OLPE
1P 1H PINK CANDLE HOLDER H10
(Dim Ø10 | 10h)
moq 6 | inner 1 | master 24



2. Cod 0183071
P.CANDELA 1P OLPE 1M TERRACOTTA
H10 | OLPE 1P 1H TERRACOTTA
CANDLE HOLDER H10
(Dim Ø10 | 10h)
moq 6 | inner 1 | master 24



3. Cod 0183073
P.CANDELA 1P OLPE 1M MARRONE
H10 | OLPE 1P 1H BROWN CANDLE
HOLDER H10
(Dim Ø10 | 10h)
moq 6 | inner 1 | master 24



4. Cod 0183087
BOTTIGLIA DECORATIVA
KOTHON ROSA S H29,5 |
KOTHON PINK DECORATIVE
BOTTLE S H29,5
(Dim Ø12 | 29,5h)
moq 1 | inner 1 | master 8



5. Cod 0183079
ANFORA KYLIX 2M ROSA H35
| KYLIX 2H PINK AMPHORA
H35
(Dim Ø30,5 | 35h)
moq 1 | inner 1 | master 2



6. Cod 0183066
ANFORA PELIKE 2M
TERRACOTTA H42 | PELIKE 2H
TERRACOTTA AMPHORA H42
(Dim 26,5 | 18 | 42h)
moq 1 | inner 1 | master 6



7. Cod 0183065
ANFORA PITHOS 1M
MARRONE H40,5 | PITHOS
1H BROWN AMPHORA
H40,5
(Dim Ø15 | 40,5h)
moq 1 | inner 1 | master 8

1, 2, 3, 4, 5, 6, 7, Metallo, solo ad uso decorativo | metal, for decorative use only



Pyxis, Kothon, Kalathos,
Askos, Rhyton & Pelike

1. Cod 0183075
P.CANDELA 1P PYXIS 1M BEIGE H10 |
PYXIS 1P 1H BEIGE CANDLE HOLDER
H10
(Dim Ø12,5 | 10h)
moq 6 | inner 1 | master 24



2. Cod 0183077
P.CANDELA 1P PYXIS 1M VERDE SALVIA
H10 | PYXIS 1P 1H SAGE GREEN
CANDLE HOLDER H10
(Dim Ø12,5 | 10h)
moq 6 | inner 1 | master 24



3. Cod 0183078
P.CANDELA 1P PYXIS 1M VERDE SCURO
H10 | PYXIS 1P 1H DARK GREEN CANDLE
HOLDER H10
(Dim Ø12,5 | 10h)
moq 6 | inner 1 | master 24



12. Cod 0183086
BOTTIGLIA DECORATIV
KOTHON BIANC S H29,5 |
KOTHON WHITE DECORATIVE
BOTTLE S H29,5
(Dim Ø12 | 29,5h)
moq 2 | inner 1 | master 8



13. Cod 0183083
ANFORA ASKOS 1M TO
BIANCO H41,5 | ASKOS 1H
RO WHITE AMPHORA H41,5
(Dim Ø31 | 41,5h)
moq 1 | inner 1 | master 2



14. Cod 0183074
P.CANDELA 1P PYXIS 1M
AZZURRO H10 | PYXIS 1P 1H
LIGHT BLUE CANDLE HOLDER
H10
(Dim Ø12,5 | 10h)
moq 6 | inner 1 | master 24



15. Cod 0183076
P.CANDELA 1P PYXIS 1M BLU
H10 | PYXIS 1P 1H BLUE CANDLE
HOLDER H10
(Dim Ø12,5 | 10h)
moq 6 | inner 1 | master 24



4. Cod 0183088
BOTTIGLIA DECOR KOTHON
VERD SCUR S H29,5 |
KOTHON DARK GREEN
DECORAT BOTTLE S H29,5
(Dim Ø12 | 29,5h)
moq 1 | inner 1 | master 8



5. Cod 0183070
ANFORA KALATHOS 1M
TO VERDE SALVIA H29,5
| KALATHOS 1H RO SAGE
GREEN AMPHORA H29,5
(Dim Ø19 | 29,5h)
moq 1 | inner 1 | master 8



6. Cod 0183085
ANFORA ASKOS 1M TO
VERDE SCURO H41,5 |
ASKOS 1H RO DARK GREEN
AMPHORA H41,5
(Dim Ø31 | 41,5h)
moq 1 | inner 1 | master 2



7. Cod 0183082
ANFORA RHYTON 1M VERDE
SALVIA H37 | RHYTON 1H
SAGE GREEN AMPHORA H37
(Dim Ø25 | 37h)
moq 1 | inner 1 | master 4



16. Cod 0183089
BOTTIGLIA DECORATIV
KOTHON AZZUR L H36,5 |
KOTHON LIGHT BLUE DECOR
BOTTLE L H36,5
(Dim Ø14 | 36,5h)
moq 1 | inner 1 | master 6



17. Cod 0183067
ANFORA PELIKE 2M BLU H42
| PELIKE 2H BLUE AMPHORA
H42
(Dim 26,5 | 18 | 42h)
moq 1 | inner 1 | master 6



18. Cod 0183080
ANFORA KERNOS 1M TO
AZZURRO H29 | KERNOS 1H
RO LIGHT BLUE AMPHORA
H29
(Dim Ø15,5 | 29h)
moq 1 | inner 1 | master 8



19. Cod 0183069
ANFORA KALATHOS 1M TO
BLU H29,5 | KALATHOS 1H
RO BLUE AMPHORA H29,5
(Dim Ø19 | 29,5h)
moq 1 | inner 1 | master 8

12, 13, 14, 15, 16, 17, 18, 19, Alluminio, solo ad uso decorativo | aluminium, for decorative use only



8. Cod 0183090
BOTTIGLIA DECORATIV
KOTHON BEIGE L H36,5 |
KOTHON BEIGE DECORATIVE
BOTTLE L H36,5
(Dim Ø14 | 36,5h)
moq 1 | inner 1 | master 6



9. Cod 0183081
ANFORA RHYTON 1M NERO
H37 | RHYTON 1H BLACK
AMPHORA H37
(Dim Ø25 | 37h)
moq 1 | inner 1 | master 4



10. Cod 0183068
ANFORA PELIKE 2M NERO
H42 | PELIKE 2H BLACK
AMPHORA H42
(Dim 26,5 | 18 | 42h)
moq 1 | inner 1 | master 6



11. Cod 0183084
ANFORA ASKOS 1M TO NERO
H41,5 | ASKOS 1H RO BLACK
AMPHORA H41,5
(Dim Ø31 | 41,5h)
moq 1 | inner 1 | master 2

1, 2, 3, 4, 5, 6, 7, 8, 9, 10, 11, Alluminio, solo ad uso decorativo | aluminium, for decorative use only



Home decor

Lanterne

Un tocco di luce

Lanterns
Touch of light



Ceuta & Namid



1. Cod 0140368
SET3 LANTERNA CEUTA TO FIORE | SET3
CEUTA RO FLOWER LANTERN
(Dim Ø9 | 7h; Ø11,5 | 9h; Ø14,5 | 12h)
moq 4 | inner 1 | master 36



2. Cod 0140366
SET2 LANTERNA CEUTA 2M TO CERCHIO |
SET2 CEUTA 2H RO CIRCLE LANTERN
(Dim Ø22,5 | 18,5h; Ø29,5 | 26h)
moq 1 | inner 1 | master 8



3. Cod 0140367
SET3 LANTERNA CEUTA 2M TO FOGLIA |
SET3 CEUTA 2H RO LEAF LANTERN
(Dim Ø17,5 | 15,5h; Ø22 | 20h; Ø27 |
24,5h)
moq 1 | inner 1 | master 4



4. Cod 0141181
SET3 P.CANDELA NAMID CIL CHAMPAGNE | SET3 NAMID
CHAMPAGNE CYL CANDLE HOLDER
(Dim Ø10 | 12h, Ø12 | 18h, Ø15 | 23h)
moq 2 | inner 1 | master 12



5. Cod 0141182
SET3 LANTERNA NAMID BOMB CHAMPAGNE | SET3 NAMID
CHAMPAGNE FAT LANTERN
(Dim Ø15 | 17h, Ø20 | 22h, Ø26 | 28h)
moq 1 | inner 1 | master 4



6. Cod 0141179
LANTERNA NAMID TO CHAMPAGNE |
NAMID CHAMPAGNE ROUND LANTERN
(Dim Ø20 | 28h)
moq 4 | inner 1 | master 4




7. Cod 0141180
SET2 LANTERNA NAMID OV CHAMPAGNE |
SET2 NAMID CHAMPAGNE OVAL LANTERN
(Dim Ø21,5 | 41h, Ø26 | 51h)
moq 1 | inner 1 | master 4



8. Cod 0141183
SET3 LANTERNA NAMID QU
CHAMPAGNE | SET3 NAMID
CHAMPAGNE SQUARE LANTERN
(Dim 16 | 16 | 47h, 18 | 18 | 57h, 20 |
20 | 67h)
moq 1 | inner 1 | master 1

1, 2, 3, 4, 5, 6, 7, 8, Metallo | metal



Kaylie, Zaliki & Hamsi



1. Cod 0141198
SET3 LANTERNA KAYLIE BOMB BLU-ORO | SET3 KAYLIE BLUE-GOLD FAT LANTERN
(Dim Ø14,5 | 23,5h, Ø19,5 | 31h, Ø26 | 38,5h)
moq 1 | inner 1 | master 4



2. Cod 0141199
SET3 LANTERNA KAYLIE QU BLU-ORO | SET3 KAYLIE BLUE-GOLD SQUARE LANTERN
(Dim Ø16 | 47h, Ø18 | 57h, Ø20 | 67h)
moq 1 | inner 1 | master 1



3. Cod 0141200
SET3 LANTERNA ZALIKI TO | ZALIKI ROUND LANTERN SET3
(Dim Ø14,5 | 22,5h, Ø19,5 | 31h, Ø25 | 38,5h)
moq 1 | inner 1 | master 4

Metallo | metal



4. Cod 0141202
SET3 LANTERNA ZALIKI QU | ZALIKI SQUARE LANTERN SET3
(Dim 16 | 16 | 46h, 18 | 18 | 57h, 21 | 21 | 57h)
moq 1 | inner 1 | master 1



5. Cod 0141203
SET3 LANTERNA HAMISI TO | HAMISI ROUND LANTERN SET3
(Dim Ø14 | 26,5h, Ø18 | 32h, Ø19 | 38h)
moq 1 | inner 1 | master 4



6. Cod 0141205
SET3 LANTERNA HAMISI QU | HAMISI SQUARE LANTERN SET3
(Dim 16 | 16 | 46h, 18 | 18 | 57h, 21 | 21 | 57h)
moq 1 | inner 1 | master 1

1, 2, 3, 4, 5, 6, Acciaio e vetro. | Steel and glass.



Kalene, Zag, Temara, Mirleft, Salé,
Gil, Nucleos, Rombo, Svezia, Bluish,
Colorfully & Layla



1. Cod 0141206
SET3 LANTERNA KALENE TO | KALENE ROUND LANTERN SET3
(Dim Ø15 | 18h, Ø20 | 22h, Ø25 | 27h)
moq 1 | inner 1 | master 4

1, 2, Metallo | metal



2. Cod 0141207
SET3 P.CANDELA KALENE TO | KALENE ROUND CANDLE
HOLDER SET3
(Dim Ø10 | 12h, Ø12 | 18h, Ø15 | 23h)
moq 2 | inner 1 | master 12



3. Cod 0140354
LANTERNA ZAG 1M H38,5 |
ZAG 1H LANTERN H38,5
(Dim Ø25,5 | 38,5h)
moq 2 | inner 1 | master 4



4. Cod 0140355
LANTERNA ZAG CIL H28 |
ZAG CYL LANTERN H28
(Dim Ø26,5 | 28h)
moq 2 | inner 1 | master 4



5. Cod 0140356
LANTERNA TEMARA 1M
CIL H26 | TEMARA 1H CYL
LANTERN H26
(Dim Ø23 | 26h)
moq 2 | inner 1 | master 6



6. Cod 0140357
LANTERNA TEMARA 1M CIL
H33,5 | TEMARA 1H CYL
LANTERN H33,5
(Dim Ø23 | 33,5h)
moq 2 | inner 1 | master 4



Cod 0185519
SET3 LANTERNA NUCLEOS | NUCLEOS LANTERN SET3
(Dim Ø18 | 23h; Ø24 | 44h; Ø31 | 54h)
moq 1 | inner 1 | master 1

Acciaio e vetro. | Steel and glass.



10. Cod 0140731
LANTERNA ROMBO BIANCO
S | LANTERN RHOMBUS
WHITE S
(Dim 30.5 | 30.5 | 29.5h)
moq 2 | inner 2 | master 2



11. Cod 0140732
LANTERNA ROMBO BIANCO
L | LANTERN RHOMBUS
WHITE L
(Dim 33.5 | 33.5 | 32.5h)
moq 2 | inner 2 | master 2



12. Cod 0140751
LANTERNA SVEZIA GRIGIO S
| LANTERN SWEDEN WHITE S
(Dim 17.5 | 17.5 | 32h)
moq 3 | inner 3 | master 3



13. Cod 0140752
LANTERNA SVEZIA GRIGIO
M | LANTERN SWEDEN
WHITE M
(Dim 20.5 | 20.5 | 38h)
moq 2 | inner 2 | master 2



14. Cod 0140940
LANTERNA BLUSH C-MANICO
S | BLUSH LANTERN W-HANDLE S
(Dim Ø22 | 26h)
moq 8 | inner 8 | master 8



15. Cod 0140939
LANTERNA BLUSH C-MANICO L
| BLUSH LANTERN W-HANDLE L
(Dim Ø29 | 32h)
moq 6 | inner 6 | master 6

10, 11, 12, 13, Metallo, legno di abete, bamboo e vetro |
metal, fir wood, bamboo and glass

14, 15, Trucioli di legno, corda e vetro | chip wood, rope and
glass



7. Cod 0140364
LANTERNA MIRLEFT 1M
BOMB H24 | MIRLEFT 1H FAT
LANTERN H24
(Dim Ø27 | 24h)
moq 2 | inner 1 | master 4



8. Cod 0140347
LANTERNA SALÉ H61 | SALÉ
LANTERN H61
(Dim Ø20 | 61h)
moq 2 | inner 2 | master 2



9. Cod 0140348
LANTERNA SALÉ H78 | SALÉ
LANTERN H78
(Dim Ø23 | 78h)
moq 1 | inner 1 | master 1



Cod 0921779
LANTERNA GIL COPPER |
GIL COPPER LANTERN
(Dim Ø27 | 29h)
moq 1 | inner 1 | master 4

1, 2, 3, 4, 5, 6, 7, 8, 9, Metallo, vetro | metal, glass

Ferro e vetro | iron and glass



Cod 0140938
LANTERNA COLORFULLY
TREMPIEDE GIALLA |
COLORFULLY YELLOW TRIPOD
LANTERN
(Dim Ø18 | 30h)
moq 10 | inner 10 | master 10

Metallo e vetro | metal and
glass



16. Cod 0140862
LANTERNA LAYLA TO NAT-BLU
H60 | LAYLA ROUND NAT-BLUE
LANTERN H60
(Dim Ø17 | 60/81h)
moq 8 | inner 8 | master 8



17. Cod 0140861
LANTERNA LAYLA TO NAT-BLU
H80 | LAYLA ROUND NAT-BLUE
LANTERN H80
(Dim Ø20 | 80/103h)
moq 6 | inner 6 | master 6



18. Cod 0140860
LANTERNA LAYLA TO NAT-BLU
H100 | LAYLA ROUND NAT-BLUE
LANTERN H100
(Dim Ø20 | 100/123h)
moq 4 | inner 4 | master 4

16, 17, 18, Trucioli di legno 96%, corda 4% | chip wood 96%, rope 4%

Home decor

Illuminazione

Arredare con la luce

Lighting
Furnish with light



Reflect



1. Cod 0827340
LAMPADARIO 1LUCE
REFLECT TRASP-ARG |
REFLECT TRASP-SILVER
CHANDELIER 1LIGHT
(Dim Ø15 | 120h)
moq 1 | inner 1 | master 1



2. Cod 0827342
LAMPADARIO 4LUCI REFLECT
RETT TRASP-ARG | REFLECT
TRA-SILV RECT CHANDELIER
4LIGHTS
(Dim 75 | 15 | 120h)
moq 1 | inner 1 | master 1



3. Cod 0827344
LAMPADARIO 3LUCI
REFLECT TO TRASP-ARG
| REFLECT TRANS-SILV RO
CHANDELIER 3LIGHTS
(Dim Ø35 | 150h)
moq 1 | inner 1 | master 1




4. Cod 0827346
LAMPADARIO 7LUCI
REFLECT TO TRASP-ARG
| REFLECT TRASP-SILV RO
CHANDELIER 7LIGHTS
(Dim Ø45 | 120h)
moq 1 | inner 1 | master 1

1, 2, 3, 4. Acciaio finitura cromata e alluminio. Paralumi in vetro. Lamp. E14 max 40W, E14 8-11W comp. Fluor integr. Risp. En., E14 28W alog. Risp. En. Lampadina/e non inclusa/e. Lunghezza cavo: 1.2 mt. Da assemblare | chromed plated finishing steel and aluminium. Glass shades. Bulb: E14 max 40W, E14 8 - 11W en. Saving integr. Fluor. Comp., E14 28W en. Saving halogen. Bulb/s not included. Cable length 1.2 mt. To be assembled.



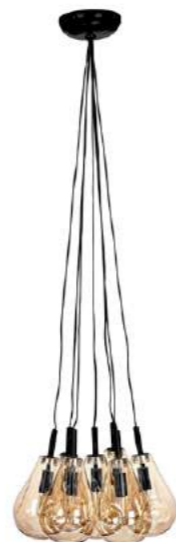
5. Cod 0827341
LAMPADARIO 1LUCE REFLECT
AMBRA-NERO | REFLECT
AMBER-BLACK CHANDELIER
1LIGHT
(Dim Ø15 | 120h)
moq 1 | inner 1 | master 1



6. Cod 0827343
LAMPADARIO 4LUCI REFLECT
RETT AMBRA-NERO | REFLECT
AMB-BLA RECT CHANDELIER
4LIGHTS
(Dim 75 | 15 | 120h)
moq 1 | inner 1 | master 1



7. Cod 0827345
LAMPADARIO 3LUCI
REFLECT TO AMBRA-NERO
| REFLECT AMBER-BLAC RO
CHANDELIER 3LIGHTS
(Dim Ø35 | 150h)
moq 1 | inner 1 | master 1



8. Cod 0827347
LAMPADARIO 7LUCI
REFLECT TO AMBRA-NERO
| REFLECT AMBER-BLAC RO
CHANDELIER 7LIGHTS
(Dim Ø45 | 120h)
moq 1 | inner 1 | master 1

5, 6, 7, 8. Acciaio finitura color nero e alluminio. Paralume in vetro. Lamp. E14 max 40W, E14 8-11W comp. Fluor integr. risp. en., E14 28W alog. risp. en. lampadina/e non inclusa/e. Lunghezza cavo: 1.2 mt. Da assemblare. | black colour finishing steel and aluminium. Glass shade. Bulb: E14 max 40W, E14 8 - 11W en. Saving integr. Fluor. Comp., E14 28W en. Saving halogen. Bulb/s not included. Cable length 1.2 mt. To be assembled.



Glaring

**1. Cod 0827348**

LAMPADARIO 1LUCE GLARING TRASP-
ARGENTO | GLARING TRASP-SILVER
CHANDELIER 1LIGHT
(Dim Ø18,5 | 130h)
moq 1 | inner 1 | master 1

**2. Cod 0827350**

LAMPADARIO 3LUCI GLARING TRASP-
ARGENTO | GLARING SMOKY GR-BLA
CHANDELIER 3LIGHTS
(Dim Ø43 | 160h)
moq 1 | inner 1 | master 1

**3. Cod 0827352**

LAMPADARIO 5LUCI GLARING TRASP-
ARGENTO | GLARING SMOKY GR-BLA
CHANDELIER 5LIGHTS
(Dim Ø48 | 180h)
moq 1 | inner 1 | master 1

1, 2, 3. Acciaio finitura cromata e alluminio. Paralume in vetro. Lamp. E27 max 60W, E27 11W comp. fluor integr. risp. en. , E27 42W alog. risp. en. lampadina/e non inclusa/e lunghezza cavo: 1.2 mt. Da assemblare. | chromed plated finishing steel and aluminium. glass shade. Bulb: E27 max 60W, E27 11W en. sav. integr. fluor. comp., E27 42W en. sav. halogen. bulb/s not included. cable length 1.2 mt. To be assembled

**4. Cod 0827349**

LAMPADARIO 1LUCE GLARING FUMÉ-
NERO | GLARING SMOKY GREY-BLA
CHANDELIER 1LIGHT
(Dim Ø18,5 | 130h)
moq 1 | inner 1 | master 1

**5. Cod 0827351**

LAMPADARIO 3LUCI GLARING FUMÉ-
NERO | GLARING SMOKY GR-BLA
CHANDELIER 3LIGHTS
(Dim Ø43 | 160h)
moq 1 | inner 1 | master 1

**6. Cod 0827353**

LAMPADARIO 5LUCI GLARING FUMÉ-
NERO | GLARING SMOKY GR-BLA
CHANDELIER 5LIGHTS
(Dim Ø48 | 180h)
moq 1 | inner 1 | master 1

4, 5, 6. Acciaio finitura color nero e alluminio. Paralume in vetro. Lamp. E27 max 60W, E27 11W comp. Fluor integr. Risp. En. , E27 42W alog. risp. en. Lampadina/e non inclusa/e. Lunghezza cavo: 1.2 mt. Da assemblare | black colour finishing steel and aluminium. Glass shade. Bulb: E27 max 60W, E27 11W en. sav. integr. fluor. comp., E27 42W en. sav. halogen. Bulb/s not included. Cable length 1.2 mt. To be assembled

Sparkle

**7. Cod 0826493**

LAMPADARIO 1LUCE SPARKLE SVAS | SPARKLE SHAPE
CHANDELIER 1LIGHT
(Dim Ø24 | 160h)
moq 1 | inner 1 | master 1

**8. Cod 0826494**

LAMPADARIO 1LUCE SPARKLE BOMB | SPARKLE FAT
CHANDELIER 1LIGHT
(Dim Ø25 | 160h)
moq 1 | inner 1 | master 1

7, 8. Acciaio e vetro. Lamp. E27 max 40w, E27 8-11W comp. Fluor. Integr. Risp. En., E27 28W alog. Risp. En. lampadina/e non inclusa/e. Lunghezza cavo: 1,8 mt. Da assemblare | steel and glass. Bulb: E27 max 40W, E27 8-11W en. Saving integr. fluor. Comp., E27 28W en. Saving halogen. Bulb/s not included. Cable length 1,8 mt. To be assembled



Showy



1. Cod 0827354
LAMPADARIO 1LUCE SHOWY TRASP-
ARGENTO | SHOWY TRANSP-SILVER
CHANDELIER 1LIGHT
(Dim Ø15 | 120h)
moq 1 | inner 1 | master 6



2. Cod 0827357
LAMPADARIO 3LUCI SHOWY RETT
TRASP-ARG | SHOWY TRANS-SILV RECT
CHANDELIER 3LIGHTS
(Dim 85 | 30 | 120h)
moq 1 | inner 1 | master 1



3. Cod 0827360
LAMPADARIO 3LUCI SHOWY TO
TRASP-ARG | SHOWY TRANS-SILV RO
CHANDELIER 3LIGHTS
(Dim Ø40 | 150h)
moq 1 | inner 1 | master 1

1, 2, 3. Acciaio finitura cromata. Paralume in vetro. Lamp. E27 max 60W, E27 11W comp. fluor integr. risp. en. , E27 42W alog. risp. en. Lampadina/e non inclusa/e. Lunghezza cavo: 1.2 mt. Da assemblare | chromed plated finishing steel. Glass shade. Bulb: E27 max 60W, E27 11W en. Sav. integr. fluor. comp., E27 42W en. sav. halogen. Bulb/s not included. Cable lenght 1.2 mt. To be assembled.



7. Cod 0827356
LAMPADARIO 1LUCE SHOWY TRASP-
NERO | SHOWY TRANSP-BLACK
CHANDELIER 1LIGHT
(Dim Ø15 | 120h)
moq 1 | inner 1 | master 6



8. Cod 0827359
LAMPADARIO 3LUCI SHOWY RETT TRASP-
NERO | SHOWY TRAS-BLACK RECT
CHANDELIER 3LIGHTS
(Dim 85 | 30 | 120h)
moq 1 | inner 1 | master 1



9. Cod 0827362
LAMPADARIO 3LUCI SHOWY TO TRASP-
NERO | SHOWY TRANSP-BLACK RO
CHANDELIER 3LIGHTS
(Dim Ø40 | 150h)
moq 1 | inner 1 | master 1

7, 8, 9. Acciaio finitura color nero. Paralume in vetro. Lamp. E27 max 60W, E27 11W comp. fluor integr. risp. en. , E27 42W alog. risp. en. Lampadina/e non inclusa/e. Lunghezza cavo: 1.2 mt. Da assemblare | Black colour finishing steel. Glass shade. Bulb: E27 max 60W, E27 11W en. sav. integr. fluor. comp., E27 42W en. sav. halogen. Bulb/s not included. Cable lenght 1.2 mt. To be assembled.



4. Cod 0827355
LAMPADARIO 1LUCE SHOWY FUMÉ-
NERO | SHOWY SMOKY GREY-BLACK
CHANDELIER 1LIGHT
(Dim Ø15 | 120h)
moq 1 | inner 1 | master 6



5. Cod 0827358
LAMPADARIO 3LUCI SHOWY RETT
FUMÉ-NERO | SHOWY FUMÉ-BLACK
RECT CHANDELIER 3LIGHTS
(Dim 85 | 30 | 120h)
moq 1 | inner 1 | master 1



6. Cod 0827361
LAMPADARIO 3LUCI SHOWY TO FUMÉ-
NERO | SHOWY FUMÉ-BLACK RO
CHANDELIER 3LIGHTS
(Dim Ø40 | 150h)
moq 1 | inner 1 | master 1

4, 5, 6. Acciaio finitura color nero. Paralume in vetro. Lamp. E27 max 60W, E27 11W comp. fluor integr. Risp. En. , E27 42W alog. Risp. En. Lampadina/e non inclusa/e. Lunghezza cavo: 1.2 Mt. Da assemblare | black colour finishing steel. Glass shade. Bulb: E27 max 60W, E27 11W en. Sav. Integr. Fluor. Comp., E27 42W en. Sav. Halogen. Bulb/s not included. Cable lenght 1.2 Mt. To be assembled

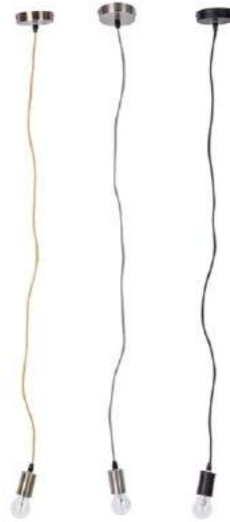


Oldish & Aglow



Cod 0827672
LAMPADARIO FILO ELETTRICO NERO | LIGHT
FITTING ELECTRIC CABLE BLACK
(Dim 120h)
moq 1 | inner 1 | master 12

PVC. Lunghezza filo 120 cm. Lamp: E27 max 40W, E27 8-11W comp. fluor. integr. risp. En., E27 28W alog. risp. en. Lampadina/e non inclusa/e. Da assemblare | PVC. Cable length 120 cm. Bulb: E27 max 40W, E27 8-11W en. saving integr. fluor. comp., E27 28W en. saving halogen. Bulb/s not included. To be assembled.



1. Cod 0827251
LAMPADARIO 1LUCE OLDISH LIGHT
MET ASS | LIGHT FITTING 1LIGHT OLDISH
LIGH ASS MET
(Dim 8 | 8 | 120h)
moq 12 | inner 12 | master 12

1, 2. Acciaio verniciato a polvere epossidica, filo tessuto. Assortito colori nero, argento, oro. Lamp: E27 max 60W, E27 11W comp. fluor. integr. risp. En., E27 42W alog. risp. En. Lampadina/e non inclusa/e. Lunghezza filo 120 cm. Da assemblare. | Epoxy powder coated steel, fabric cable. Assorted colours: black, silver, gold. Bulb: E27 max 60W, E27 11W en. saving integr. fluor. Comp., E27 42W en. saving halogen. Bulb/s not included. cable length: 1.2 mt. To be assembled.




2. Cod 0827252
LAMPADARIO 3LUCI OLDISH LIGHT
MET | LIGHT FITTING 1LIGHT OLDISH
LIGHT MET
(Dim 15 | 15 | 120h)
moq 4 | inner 4 | master 4



5. Cod 0827364
LAMPADARIO 1LUCE AGLOW FUMÉ-NERO | AGLOW SMOKY
GREY-BLACK CHANDELIER 1LIGHT
(Dim Ø11 | 130h)
moq 1 | inner 1 | master 8

5, 6, 7, 8. Acciaio finitura color nero e alluminio. Paralume in vetro. Lamp. E27 max 60W, E27 11W comp. Fluor integr. Risp. En. E27 42W alog. risp. en. Lampadina/e non inclusa/e. Lunghezza cavo: 1.2 mt. Da assemblare. | Black colour finishing steel and aluminium. Glass shade. Bulb: E27 max 60W, E27 11W en. sav. integr. fluor. comp., E27 42W en. sav. halogen. Bulb/s not included. Cable length 1.2 mt. To be assembled.




6. Cod 0827367
LAMPADARIO 3LUCI AGLOW RETT FUMÉ-NERO | AGLOW
SMOKY G-BL RECT CHANDELIER 3LIGHTS
(Dim 61 | 11 | 130h)
moq 1 | inner 1 | master 1



3. Cod 0827363
LAMPADARIO 1LUCE AGLOW TRASP-ARGENTO | AGLOW
TRANSP-SILVER CHANDELIER 1LIGHT
(Dim Ø11 | 130h)
moq 1 | inner 1 | master 8


3, 4. Acciaio finitura cromata e alluminio. Paralume in vetro. lamp. E27 max 60W, E27 11W comp. Fluor integr. Risp. En. , E27 42W alog. risp. en. Lampadina/e non inclusa/e. Lunghezza cavo: 1.2 mt. Da assemblare | Chromed plated finishing steel and aluminium. Glass shade. Bulb: E27 max 60W, E27 11W en. sav. integr. fluor. comp., E27 42W en. sav. halogen. Bulb/s not included. Cable length 1.2 mt. To be assembled



4. Cod 0827366
LAMPADARIO 3LUCI AGLOW RETT TRASP-ARG | AGLOW
TRAN-SILV RECT CHANDELIER 3LIGHTS
(Dim 61 | 11 | 130h)
moq 1 | inner 1 | master 1



7. Cod 0827365
LAMPADARIO 1LUCE AGLOW TRASP-NERO | AGLOW
TRANSP-BLACK CHANDELIER 1LIGHT
(Dim Ø11 | 130h)
moq 1 | inner 1 | master 8



8. Cod 0827368
LAMPADARIO 3LUCI AGLOW RETT TRASP-NERO | AGLOW
TRANSP-BLAC RECT CHANDELIER 3LIGHTS
(Dim 61 | 11 | 130h)
moq 1 | inner 1 | master 1

Etna

PER USO INTERNO
ED ESTERNO/
FOR INDOOR AND
OUTDOOR USE



ON/OFF
TOUCH
8 COLORI



Cod 0827482
LAMPADA TAV. LED MULTICO Etna BIANCO H38 | ETNA
MULTICOLOR LED TABLE LAMP WHIT H38
(Dim Ø12 | 38h)
moq 1 | inner 1 | master 9

Acciaio verniciato a polvere epossidica, lampada led, 8 colori, luce bianca dimmerabile, batteria ricaricabile con cavo usb 1 mt incluso. Tasto on/off e regolazione cambio colore touch. Per uso interno ed esterno, IP54. | Epoxy powder coated steel, led lamp, 8 colours, dimmable white light, rechargeable battery with 1 mt usb cable included. On/off and colour change regulation touch button. For indoor and outdoor use, IP54.



ON/OFF
TOUCH



1. Cod 0827483
LAMPADA TAV. LED ETNA BIANCO H38 |
ETNA LED TABLE LAMP WHITE H38
(Dim Ø12 | 38h)
moq 1 | inner 1 | master 9



2. Cod 0827484
LAMPADA TAV. LED ETNA NERO H38
| ETNA LED TABLE LAMP BLACK H38
(Dim Ø12 | 38h)
moq 1 | inner 1 | master 9



3. Cod 0827485
LAMPADA TAV. LED ETNA MARRONE
H38 | ETNA LED TABLE LAMP BROWN
H38
(Dim Ø12 | 38h)
moq 1 | inner 1 | master 9

1, 2, 3. Acciaio verniciato a polvere epossidica, lampada led, batteria ricaricabile con cavo usb 1 mt incluso. Tasto on/off touch. Per uso interno ed esterno, IP54. | Epoxy powder coated steel, led lamp, rechargeable battery with 1 mt usb cable included. On/off touch button. For indoor and outdoor use, IP54.



Loft



Cod 0827246

LAMPADA TAV. LOFT ORO H43 | LOFT GOLD TABLE LAMP H43
(Dim 14 | 20 | 43.2h)
moq 1 | inner 1 | master 1

Acciaio verniciato a polvere epossidica. Lamp:e14 max 60W, E14 11-13W comp. fluor. integr. risp. en. , E14 42W alog. risp. en. Lampadina/e non inclusa/e. Da assemblare. | Epoxy powder coated steel. Bulb: E14 max 60W, E14 11-13W en. saving integr. fluor. comp., E14 42W en. saving halogen. Bulb/s not included. To be assembled.



Cod 0827247

PIANTANA LOFT ORO H132 | LOFT GOLD FLOOR LAMP H132
(Dim 38 | 20 | 132.5h)
moq 1 | inner 1 | master 1

Acciaio verniciato a polvere epossidica. Lamp: E14 max 13W, E14 11w comp. Fluor. Integr. Risp. En. , E14 42W alog. risp. En. Lampadina/e non inclusa/e. Da assemblare. | Epoxy powder coated steel. Bulb: E14 max 13W, E14 11W en. saving integr. fluor. comp., E14 42W en. saving halogen. Bulb/s not included. To be assembled.

Small, Super Big & Big



1. Cod 0827205

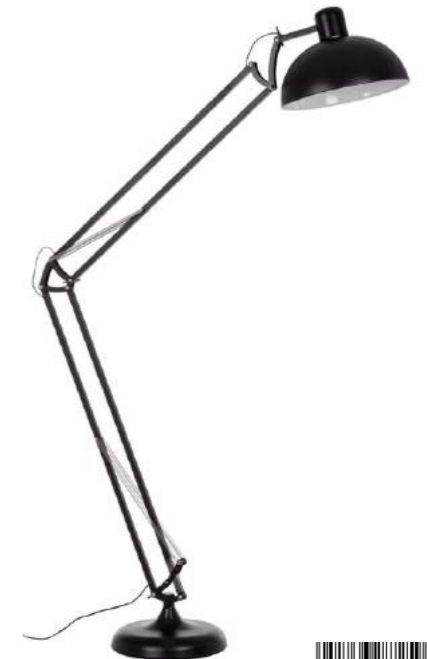
LAMPADA TAV. SMALL BIANCO OP H75 | TABLE LAMP SMALL WHITE OP H75
(Dim ø20;ø18;75h)
moq 1 | inner 1 | master 4

1, 2, Acciaio verniciato a polvere epossidica. Lamp. E27 max40W, E27 8 - 11W comp. fluor integr. risp. en. , E27 28W alog. risp. en. Lampadina/e non inclusa/e. Da assemblare. | Matt white painted metal. Bulb: E27 max 40W, E27 8 - 11W en. Saving integr. Fluor. Comp., E27 28W en. saving halogen. Bulb/s not included. To be assembled.



2. Cod 0827206

LAMPADA TAV. SMALL NERO OP H75 | TABLE LAMP SMALL BLACK OP H75
(Dim ø20;ø18;75h)
moq 1 | inner 1 | master 4



Cod 0827243

PIANTANA SUPER BIG NERO OP H230 | SUPER BIG MATT BLACK FLOOR LAMP H230
(Dim 110 | 42 | 230h)
moq 1 | inner 1 | master 1

Acciaio verniciato a polvere epossidica. Lamp. E27 max 75W, E27 16W comp. fluor. Integr. risp. en. , E27 53W alog. risp. en. Lampadina/e non inclusa/e. Da assemblare. | Epoxy powder coated steel. Bulb: E27 max 75W, E27 16W en. saving integr. fluor. comp., E27 53W en. saving halogen. Bulb/s not included. To be assembled.



3. Cod 0827241

PIANTANA BIG NERO OP H180 | BIG MATT BLACK FLOOR LAMP H180
(Dim 34 | 60 | 180h)
moq 1 | inner 1 | master 1

3, 4, 5, Acciaio verniciato a polvere epossidica. Lamp. E27 max 75W, E27 16W comp. fluor. integr. risp. en. , E27 53W alog. risp. en. Lampadina/e non inclusa/e. Da assemblare. | Epoxy powder coated steel. Bulb: E27 max 75W, E27 16W en. saving integr. fluor. comp., E27 53W en. saving halogen. Bulb/s not included. To be assembled.



4. Cod 0827240

PIANTANA BIG ACCIAIO SATINATO H180 | BIG SATIN FINISHED STEEL FLOOR LAMP H180
(Dim 34 | 60 | 180h)
moq 1 | inner 1 | master 1



5. Cod 0827242

PIANTANA BIG OTTONE H180 | BIG BRASS FLOOR LAMP H180
(Dim 34 | 60 | 180h)
moq 1 | inner 1 | master 1

Essential
& Atmosphere

Cod 0827141
PIANTANA ESSENTIAL GRIGIO | FLOOR LAMP ESSENTIAL GREY
(Dim 75 | 32 | 195h ma |)
moq 1 | inner 1 | master 1

Metallo verniciato lamp. E14 max40W, E14 8 - 11W comp. fluor integr. risp. en., E14 28W alog. Risp. En. Lampadina/e non inclusa/e. Prodotto da assemblare. | Painted metal, bulb: E14 max 40W, E14 8 - 11W en. saving integr. fluor. comp., E14 28W en. Saving halogen. Bulb/s not included. To be assembled.



Class



3. Cod 0826223
PIANTANA CLASS MARMO NERO RAGGIO220 | CLASS BLACK
MARBLE FLOOR LAMP RADIUS220
(Dim ø220 | 230h)
moq 1 | inner 1 | master 1



4. Cod 0826224
PIANTANA CLASS MARMO BIANCO RAGGIO220 | FLOOR
LAMP CLASS MARMO WHITE RADIUS220
(Dim ø220 | 230h)
moq 1 | inner 1 | master 1



1. Cod 0827248
PIANTANA ATMOSPHERE
ARGENTO H180 | ATMOSPHERE
SATIN SILVER LAMP H180
(Dim 180h)
moq 1 | inner 1 | master 1



2. Cod 0827249
PIANTANA ATMOSPHERE ORO
H180 | ATMOSPHERE BLACK
FLOOR LAMP H180
(Dim 180h)
moq 1 | inner 1 | master 1



1, 2, Acciaio verniciato a polvere epossidica. Lamp. E27 max 60W, E27 11W comp. fluor integr. risp. en., E27 42W alog. risp. en. Lampadina/e non inclusa/e. Lunghezza totale cavo 1.75 mt. Distanza tra lampada e interruttore: 50cm. Prodotto da assemblare. | Epoxy powder coated steel. Bulb: E27 max 60W, E27 11W en. sav. integr. fluor. comp., E27 42W en. sav. halogen. Bulb/s not included. Cable length 1.75 mt. Distance between lamp and switch 50 cm. To be assembled.



5. Cod 0826495
PIANTANA CLASS ORO MARMO BIA RAGGIO220 | CLASS WH
MARBLE GOLD FLOOR LAMP RADIUS22
(Dim 220 | 33 | 220h)
moq 1 | inner 1 | master 1



6. Cod 0826496
PIANTANA CLASS NERO MARMO BIA RAGGIO220 | CLASS
WHIMARBLE BLA FLOOR LAMP RADIUS220
(Dim 220 | 33 | 220h)
moq 1 | inner 1 | master 1



3, 4, 5, 6, Marmo, acciaio. Altezza braccio regolabile. Lamp: E27 max 60W, E27 11W comp. fluor. integr. risp. en., E27 42W alog. risp. en. Lampadina/e non inclusa/e. Prodotto da assemblare. | Marble, steel. Adjustable arm height. Bulb: E27 max 60W, E27 11W en. saving integr. fluor. comp., E27 42W en. Saving halogen. Bulb/s not included. To be assembled.

Arese, Basiglio, Paullo,
Kenya & Zambia

1. Cod 0827821
LAMPADARIO LED ARESE LEGNO | PENDANT
LED LAMP ARESE WOODEN
(Dim 9 | 9 | 10.5h)
moq 2 | inner 1 | master 8



2. Cod 0827823
LAMPADARIO LED BASIGLIO LEGNO |
PENDANT LED LAMP BASIGLIO WOODEN
(Dim Ø9 | 10.5h)
moq 2 | inner 1 | master 12



3. Cod 0827824
LAMPADARIO LED PAULLO LEGNO
| PENDANT LED LAMP PAULLO
WOODEN
(Dim Ø10 | 11.5h)
moq 2 | inner 1 | master 12

1, 2, 3. Faggio. Lunghezza filo 120 cm. Led max 3W. Prodotto da assemblare. | Beech wood. Cable lenght 120 cm. Led max 3W. To be assembled.



Cod 0827958
LAMPADA TAV. KENYA NAT H44 |
KENYA NATURAL TABLE LAMP H44
(Dim Ø31 | 44.5h)
moq 2 | inner 1 | master 4

Metallo e giacinto d'acqua.
Lamp E27 max 40W, E27 8-11W
comp. fluor. integr. risp. En., E27
28W alog. Risp. En. Lampadina/e
non inclusa/e. Lunghezza
totale cavo 1.8 mt. Distanza tra
lampada e interruttore 150 cm |
Metal and water hyacinth. Bulb:
E27 max 40W, E27 8- 11W en.
Saving integr. fluor. comp., E27
28W en. saving halogen. Bulb/s
not included. Cable lenght 1.8
mt. Distance between lamp and
switch 150 cm.



Cod 0827956
LAMPADARIO KENYA TO
NAT D40 | KENYA ROUND
NATURAL LIGHT FITTING D40
(Dim Ø40 | 37h)
moq 1 | inner 1 | master 3

Metallo e giacinto
d'acqua. Lunghezza filo 90
cm. Lamp E27 max 40W, E27
8-11W comp. fluor.
integr. risp. En., E27 28W
alog. Risp. En. Lampadina/e
non inclusa/e. | Metal and
water hyacinth. Cable
lenght 90 cm. Bulb: E27 max
40W, E27 8- 11W en. saving
integr. fluor. comp., E27 28W
en. Saving halogen. Bulb/s
not included.



Cod 0827961
LAMPADA TAV. ZAMBIA NAT H35
| ZAMBIA NATURAL TABLE LAMP
H35
(Dim Ø30.5 | 35.5h)
moq 2 | inner 1 | master 6

Metallo e carta. Lamp
E27 max 40W, E27 8-11W
comp. Fluor. Integr. Risp.
En., E27 28W alog. risp. en.
Lampadina/e non inclusa/e.
Lunghezza totale cavo 1.8
mt. Distanza tra lampada e
interruttore 150 cm. | Metal
and paper. Bulb: E27 max
40W, E27 8- 11W en. saving
integr. Fluor. Comp., E27 28W
en. Saving halogen. Bulb/s
not included. Cable lenght
1.8 mt. Distance between
lamp and switch 150 cm.



Cod 0827960
LAMPADARIO ZAMBIA NAT
H42 | ZAMBIA NATURAL LIGHT
FITTING H42
(Dim Ø38 | 42h)
moq 1 | inner 1 | master 4

Metallo e carta.
Lunghezza filo 90 cm.
Lamp E27 max 40W, E27
8-11W comp. Fluor. Integr.
Risp. En., E27 28W alog.
risp. en. Lampadina/e non
inclusa/e. | Metal and
paper. Cable lenght 90
cm. Bulb: E27 max 40W,
E27 8-11W en. saving
integr. fluor. comp., E27
28W en. Saving halogen.
Bulb/s not included.



Pending, Luxur & Atlas



1. Cod 0827973
LAMPADARIO PENDING BIANCO H41 | PENDING WHITE
PENDANT LAMP H41
(Dim 41 | 14 | 41h)
moq 2 | inner 1 | master 8



2. Cod 0827974
LAMPADARIO PENDING BIANCO H51 | PENDING WHITE
PENDANT LAMP H51
(Dim 51 | 15.5 | 51h)
moq 2 | inner 1 | master 4

1, 2, Acciaio e carta. Lunghezza filo 120 cm. Lamp. E27 max40W, E27 8-11W comp. Fluor. Integr. risp. En., E27 28W alog. risp. En. Lampadina/e non inclusa/e. Da assemblare. | Steel and paper. Cable length 120 cm. Bulb E27 max 40W, E27 8-11W en. Saving integr. Fluor. Comp., E27 28W en. Saving halogen. Bulb/s not included. To be assembled.



Cod 0827972
LAMPADA TAV. LUXOR BIANCO D26 | LUXOR WHITE TABLE LAMP
D26
(Dim Ø26 | 32h)
moq 2 | inner 1 | master 8

Acciaio e legno di faggio. Lamp. E27 max40W, E27 8-11W comp. fluor. integr. risp. En., E27 28W alog. risp. en. Lampadina/e non inclusa/e. Da assemblare. | Steel and beech wood. Bulb E27 max 40W, E27 8-11W en. Saving integr. fluor. comp., E27 28W en. saving halogen. Bulb/s not included. To be assembled.



Cod 0827933
LAMPADA TAV. ATLAS RATTAN SBIANCATO H36 | TABLE
LAMP ATLAS RATTAN WHITE WASH. H36
(Dim Ø24 | 36h)
moq 2 | inner 1 | master 12

Metallo, rattan. Lamp. E27 max 40W, E27 8-11W comp. fluor integr. risp. En., E27 28W alog. risp. en. Lampadina/e non inclusa/e. | Metal, rattan. Bulb: E27 max 40W, E27 8-11W en. saving integr. fluor. comp., E27 28W en. saving halogen. Bulb/s not included.



Astro
& Grid

1. Cod 0827935
LAMPADARIO ASTRO SAGOMATO GRIGIO D50 | ASTRO GREY
SHAPED LIGHT FITTING D50
(Dim Ø50 | 27h)
moq 4 | inner 4 | master 4



2. Cod 0827934
LAMPADARIO ASTRO SAGOMATO BIANCO D50 | ASTRO
WHITE SHAPED LIGHT FITTING D50
(Dim Ø50 | 27h)
moq 4 | inner 4 | master 4

1, 2. Metallo, paralume in bamboo. Lunghezza filo 100 cm. Lamp E27 max 40W, E27 8-11W comp. fluor. integr. risp. en., E27 28W alog. risp. en. Lampadina/e non inclusa/e. Prodotto da assemblare. | Metal, bamboo shade. Cable length 100 cm. Bulb: E27 max 40W, E27 8-11W en. Saving integr. fluor. Comp., E27 28W en. saving halogen. Bulb/s not included. To be assembled.



3. Cod 0827811
LAMPADARIO GRID NERO D60 | PENDANT LAMP GRID BLACK
D60
(Dim Ø62 | 36h)
moq 1 | inner 1 | master 1



4. Cod 0827812
LAMPADARIO GRID NERO D50 | PENDANT LAMP GRID BLACK
D50
(Dim Ø50 | 29h)
moq 1 | inner 1 | master 2

3, 4. Metallo, rattan e materiale vegetale. Lunghezza filo 120 cm. Lamp. E27 max40W,E27 8-11w comp. fluor integr. risp.En.,E27 28W alog. risp. en. Lampadina/e non inclusa/e. Prodotto da assemblare. | Metal, rattan and sea grass. Cable length 120 cm. Bulb E27 max 40W, E27 8-11W en. saving integr. fluor. comp., E27 28W en. saving halogen. Bulb/s not included. To be assembled.

Shantel, Malawi, Jazar,
Siwa & Suez

Cod 0827983
LAMPADA TAV. SHANTEL NAT D31 | SHANTEL NATURAL TABLE LAMP
D31
(Dim Ø31 | 35h)
moq 2 | inner 1 | master 6

Metallo, sisal e giacinto d'acqua. Lamp E27 max 40W, E27 8-11W comp. fluor. integr. risp. En., E27 28W alog. risp. en. Lampadina/e non inclusa/e. Lunghezza totale cavo 2 mf. Distanza tra lampada e interruttore 30 cm. | Metal, sisal and water hyacinth. Bulb: E27 max 40W, E27 8-11W en. Saving integr. fluor. comp., E27 28W en. saving halogen. Bulb/s not included. Cable length 2 mf. Distance between lamp and switch 30 cm.



Cod 0827962
LAMPADARIO MALAWI NAT D45 | MALAWI NATURAL
LIGHT FITTING D45
(Dim Ø45.5 | 50h)
moq 1 | inner 1 | master 2

Metallo e giacinto d'acqua. Lunghezza filo 85 cm. Lamp E27 max 40W, E27 8-11W comp. Fluor. Integr. Risp. En., E27 28W alog. Risp. En. Lampadina/e non inclusa/e | metal and water hyacinth. Cable length 85 cm. Bulb: E27 max 40W, E27 8-11W en. Saving integr. Fluor. Comp., E27 28W en. Saving halogen. Bulb/s not included.



Cod 0827971
LAMPADA TAV. JAZAR NATURALE D31 |
JAZAR NATURAL TABLE LAMP D31
(Dim Ø31 | 63h)
moq 1 | inner 1 | master 4

Acciaio, rattan e legno di faggio. Lamp. E27 max40W, E27 8-11W comp. fluor. integr. risp. En., E27 28W alog. Risp. en. Lampadina/e non inclusa/e. Da assemblare. | Steel, rattan and beech wood. Bulb E27 max 40W, E27 8-11W en. saving integr. fluor. comp., E27 28W en. Saving halogen. Bulb/s not included. To be assembled.



5. Cod 0827969
LAMPADARIO SIWA NATURALE D53 |
SIWA NATURAL PENDANT LAMP D53
(Dim Ø53 | 48.5h)
moq 2 | inner 2 | master 2

5, 6. Acciaio e rattan. Lunghezza filo 120 cm. Lamp. E27 max 40W, E27 8-11W comp. Fluor. Integr. Risp. En., E27 28W alog. Risp. En. Lampadina/e non inclusa/e. Da assemblare | steel and rattans. Cable length 120 cm. Bulb E27 max 40w, E27 8-11W en. Saving integr. Fluor. Comp., E27 28W en. Saving halogen. Bulb/s not included. To be assembled.



6. Cod 0827970
LAMPADARIO SUEZ SVAS NATURALE
D31 | SUEZ SHAPED NATURAL PENDANT
LAMP D31
(DIM Ø31.5 | 40H)
MOQ 1 | INNER 1 | MASTER 6

Cupola, Cappello,
Altek & Egitto

1. Cod 0827944
LAMPADARIO ARVID CUPOLA BIANCO H35.5 | ARVID WHITE
CUPOLA LIGHT FITTING H35.5
(Dim 62.5 | 53.5 | 35.5h)
moq 4 | inner 4 | master 4



2. Cod 0827945
LAMPADARIO CAPPELLO NAT H28 | HAT NATURAL LIGHT
FITTING H28
(Dim 61 | 60 | 28h)
moq 4 | inner 4 | master 4

1, 2, Metallo, paralume in vimini. Lunghezza filo 100 cm. Lamp E27 max 40W, E27 8-11W comp. Fluor. Integr. Risparmio. En., E27 28W alog. Risparmio. En. Lampadina/e non inclusa/e. Prodotto da assemblare. | Metal, rattan shade. Cable length 100 cm. Bulb: E27 max 40W, E27 8-11W en. Saving integr. Fluor. Comp., E27 28W en. Saving halogen. Bulb/s not included. To be assembled.



Cod 0827941
LAMPADARIO ALTEK CIL BIANCO D28.5 | ALTEK WHITE CYL LIGHT
FITTING D28.5
(Dim Ø28.5 | 29.5h)
moq 4 | inner 1 | master 8

Metallo, paralume in vimini. Lunghezza filo 100 cm. Lamp E27 max 40W, E27 8-11W comp. Fluor. Integr. Risparmio. En., E27 28W alog. Risparmio. En. Lampadina/e non inclusa/e. Prodotto da assemblare. | Metal, rattan shade. Cable length 100 cm. Bulb: E27 max 40W, E27 8-11W en. Saving integr. Fluor. Comp., E27 28W en. Saving halogen. Bulb/s not included. To be assembled.



Cod 0827959
LAMPADARIO EGITTO NAT H52 | EGITTO NATURAL
LIGHT FITTING H52
(Dim Ø43 | 52h)
moq 1 | inner 1 | master 2

Carta. Lunghezza filo 80 cm. Lamp E27 max 40W, E27 8-11W comp. Fluor. Integr. Risparmio. En., E27 28W alog. Risparmio. En. Lampadina/e non inclusa/e | paper. Cable length 80 cm. Bulb: E27 max 40W, E27 8-11W en. Saving integr. Fluor. Comp., E27 28W en. Saving halogen. Bulb/s not included.

Doson,
Sun & Sky

3. Cod 0827831
PARALUME DOSON 548 | DOSON
LAMP SHADE 548
(Dim 40 | 40 | 51h)
moq 1 | inner 1 | master 1



4. Cod 0827832
PARALUME DOSON 550 | DOSON
LAMP SHADE 550
(Dim 43 | 43 | 54h)
moq 1 | inner 1 | master 1



5. Cod 0827833
PARALUME DOSON 552 | DOSON
LAMP SHADE 552
(Dim 50 | 50 | 48h)
moq 1 | inner 1 | master 1

3, 4, 5, Struttura in acciaio verniciato a polvere epossidica, intreccio in rattan kuku. | Steel frame epoxy powder coated, rattan kuku weaving.



Cod 0827931
LAMPADA TAV. SUN RATTAN
GIALLO-ARANCIO | TABLE
LAMP SUN RATTAN YELLOW-
ORANGE
(Dim Ø28 | 47,5h)
moq 2 | inner 1 | master 6

Metallo, rattan. Lamp. E27 max 40W, E27 8-11W comp. Fluor integr. Risparmio. En., E27 28W alog. risp. en. Lampadina/e non inclusa/e. | Metal, rattan. Bulb: E27 max 40W, E27 8-11W en. saving integr. fluor. Comp., E27 28W en. saving halogen. Bulb/s not included.



Cod 0827928
LAMPADARIO SUN RATTAN
GIALLO-ARANCIO | PENDANT
SUN RATTAN
YELLOW-ORANGE
(Dim Ø25 | 49h)
moq 2 | inner 1 | master 6

Metallo, rattan. Lunghezza filo 120 cm. Lamp. E27 max 40W, E27 8-11W comp. Fluor integr. Risparmio. En., E27 28W alog. risp. en. Lampadina/e non inclusa/e. Prodotto da assemblare. | Metal, rattan. Cable length 120 cm. Bulb: E27 max 40W, E27 8-11W en. saving integr. fluor. comp., E27 28W en. Saving halogen. Bulb/s not included. To be assembled.



Cod 0827930
LAMPADA TAV. SKY RATTAN
BLU-AZZURRO | TABLE LAMP
SKY RATTAN BLUE-LIGHT BLUE
(Dim Ø34 | 47,5h)
moq 2 | inner 1 | master 4

Metallo, rattan. lamp. E27 max 40W, E27 8-11W comp. fluor. integr. risp. en., E27 28W alog. risp. en. Lampadina/e non inclusa/e. | Metal, rattan. Bulb: E27 max 40W, E27 8-11W en. saving integr. fluor. comp., E27 28W en. saving halogen. Bulb/s not included.



Cod 0827929
LAMPADARIO SKY RATTAN
BLU-AZZURRO | PENDANT
SKY RATTAN BLUE-LIGHT BLUE
(Dim Ø37 | 52h)
moq 2 | inner 1 | master 2

Metallo, rattan. Lunghezza filo 120 cm. Lamp. E27 max 40W, E27 8-11W comp. fluor. integr. risp. en., E27 28W alog. risp. en. Lampadina/e non inclusa/e. Prodotto da assemblare. | Metal, rattan. Cable length 120 cm. Bulb: E27 max 40W, E27 8-11W en. saving integr. fluor. comp., E27 28W en. Saving halogen. Bulb/s not included. To be assembled.

Tubo
& Treppiede


Cod 0826429
PIANTANA LED TUBO BAMBOO H200 | BAMBOO LED TUBE
FLOOR LAMP H200
(Dim 200 | 4.5 | 4.5h)
moq 2 | inner 1 | master 4

Bamboo. Con striscia 78 LED, 7.8W/12V trasformatore incluso. Lunghezza totale cavo 1.5 mt. | Bamboo. With 78 LED string, 7.8W/12V transformer included. Cable length 1.5 mt.




Cod 0826430
PIANTANA LED TREMPIEDE BAMBOO H109 | BAMBOO LED
TRIPOD FLOOR LAMP H109
(Dim 51 | 47 | 109h)
moq 2 | inner 1 | master 4

Bamboo. Con striscia 90 LED, 9W/12V trasformatore incluso. Lunghezza totale cavo 1.5 Mt. Da assemblare. | Bamboo. With 90 LED string, 9W/12V transformer included. Cable length 1.5 mt. To be assembled.

Solid
& Ellinor

1. Cod 0827676
LAMPADARIO SOLID NATURALE D38 | SOLID NATURAL
PENDANT LAMP D38
(Dim Ø38 | 102h)
moq 1 | inner 1 | master 1

1, 2. Legno di paulonia ed acciaio verniciato a polvere epossidica. Lamp. E27 max 40W, E27 8-11W comp. Fluor. Integr. Resp. En., E27 28W alog. Resp. En. Lampadina/e non inclusa/e. Lunghezza cavo: 0.95 m. Da assemblare. | Paulownia wood and epoxy powder coated steel. Bulb: E27 max 40W, E27 8-11W en. Saving integr. Fluor. Comp., E27 28W en. Saving halogen. Bulb/s not included. Cable length 0.95 m. To be assembled.



2. Cod 0827675
LAMPADARIO SOLID NATURALE D53 | SOLID NATURAL
PENDANT LAMP D53
(Dim Ø53 | 102h)
moq 1 | inner 1 | master 1



Cod 0827673
LAMPADA TAV. ELLINOR TREMPIEDE H65.5 | ELLINOR TRIPOD
TABLE LAMP H65.5
(Dim Ø35 | 65.5h)
moq 3 | inner 3 | master 3

Legno di quercia ed acciaio verniciato a polvere epossidica. Paralume in cotone. Lamp. E27 max 40W, E27 8-11W comp. Fluor integr. Resp. En., E27 28W alog. Resp. En. Lampadina/e non inclusa/e. Lunghezza cavo: 1.45 m. Distanza tra lampada ed interruttore 1 m. Da assemblare | Oak wood and epoxy powder coated steel, cotton shade. Bulb: E27 max 40W, E27 8-11W en. Saving integr. Fluor. Comp., E27 28W en. Saving halogen. Bulb/s not included. Cable length 1.45 m. Distance between lamp and switch: 1 m. To be assembled.



Cod 0827674
PIANTANA ELLINOR TREMPIEDE H166 | ELLINOR TRIPOD FLOOR
LAMP H166
(Dim Ø48 | 166h)
moq 2 | inner 2 | master 2

Legno di quercia ed acciaio verniciato a polvere epossidica. Paralume in cotone. Lamp. E27 max 40W, E27 8-11W comp. Fluor integr. Resp. En., E27 28W alog. Resp. En. Lampadina/e non inclusa/e. Lunghezza cavo: 2.2 m. Distanza tra lampada ed interruttore 1.45 m. Da assemblare. | Oak wood and epoxy powder coated steel, cotton shade. Bulb: E27 max 40W, E27 8-11W en. Saving integr. Fluor. Comp., E27 28W en. Saving halogen. Bulb/s not included. Cable length 2.2 m. Distance between lamp and switch: 1.45 m. To be assembled.

Wallas



1. Cod 0827655
LAMPADA TAV. WALLAS TREMPIEDE H69 BIANCO | WALLAS
WHITE TRIPOD TABLE LAMP H69
(Dim Ø33 | 69h)
moq 4 | inner 4 | master 4



2. Cod 0827661
PIANTANA WALLAS TREMPIEDE H152 BIANCO | WALLAS WHITE
TRIPOD FLOOR LAMP H152
(Dim Ø52 | 152h)
moq 2 | inner 2 | master 2



3. Cod 0827679
LAMPADA TAV. WALLAS
TREMPIEDE GRIGIO H69 |
WALLAS GREY TRIPOD TABLE
LAMP H69
(Dim Ø33 | 69h)
moq 4 | inner 4 | master 4



4. Cod 0827683
PIANTANA WALLAS
TREMPIEDE GRIGIO H152
| WALLAS GREY TRIPOD
FLOOR LAMP H152
(Dim Ø52 | 152h)
moq 2 | inner 2 | master 2




5. Cod 0827678
LAMPADA TAV. WALLAS
TREMPIEDE NERO H69 |
WALLAS BLACK TRIPOD TABLE
LAMP H69
(Dim Ø33 | 69h)
moq 4 | inner 4 | master 4



6. Cod 0827682
PIANTANA WALLAS TREMPIEDE
NERO H152 | WALLAS BLACK
TRIPOD FLOOR LAMP H152
(Dim Ø52 | 152h)
moq 2 | inner 2 | master 2

1, 2, Legno di quercia, paralume in teril e cotone. Lamp. E27 max40W, E27 8-11W comp. Fluor integr. Risp. En., E27 28W alog. Risp. En. Lampadina/e non inclusa/e. Lunghezza cavo: 1.6 m. Da assemblare. | Oak wood, mixed terylene and cotton shade. Bulb: E27 max40W, E27 8-11W en. Saving integr. Fluor. Comp., E27 28W en. Saving halogen. Bulb/s not included. Cable lenght 1.6 m. To be assembled.

3, 4, 5, 6, Legno di quercia, paralume in teril e cotone. Lamp. E27 max 40W, E27 8-11W comp. Fluor integr. Risp. En., E27 28W alog. Risp. En. Lampadina/e non inclusa/e. Lunghezza cavo: 1.6 m. Da assemblare. | Oak wood, mixed terylene and cotton shade. Bulb: E27 max40W, E27 8-11W en. Saving integr. Fluor. Comp., E27 28W en. Saving halogen. Bulb/s not included. Cable lenght 1.6 m. To be assembled.



7. Cod 0827680
LAMPADA TAV.WALLAS
TREMPIEDE ROSA VE H69 |
WALLAS VELVET PINK TRIPOD
TABLE LAMP H69
(Dim Ø33 | 69h)
moq 4 | inner 4 | master 4



8. Cod 0827684
PIANTANA WALLAS TREMPIEDE
ROSA VELL H152 | WALLAS
VELV PINK TRIPOD FLOOR LAMP
H152
(Dim Ø52 | 152h)
moq 2 | inner 2 | master 2



9. Cod 0827681
LAMPADA TAV.WALLAS
TREMPIEDE GRIG VE H69 |
WALLAS VELVET GREY TRIPOD
TABLE LAMP H69
(Dim Ø33 | 69h)
moq 4 | inner 4 | master 4



10. Cod 0827685
PIANTANA WALLAS
TREMPIEDE GRIGIO VE
H152 | WALLAS VELV GREY
TRIPOD FLOOR LAMP H152
(Dim Ø52 | 152h)
moq 2 | inner 2 | master 2

7, 8, 9, 10, Legno di quercia, paralume in teril effetto velluto. Lamp. E27 max 40W, E27 8-11W comp. Fluor integr. Risp. En., E27 28W alog. Risp. En. Lampadina/e non inclusa/e. Lunghezza cavo: 1.6 m. Da assemblare. | Oak wood, terylene shade velvet effect. Bulb: E27 max40W, E27 8-11W en. Saving integr. Fluor. Comp., E27 28W en. Saving halogen. Bulb/s not included. Cable lenght 1.6 m. To be assembled.

Mathis
& Queer

1. Cod 0826431
PIANTANA MATHIS NERO H156 | MATHIS
BLACK FLOOR LAMP H156
(Dim Ø40 | 156h)
moq 1 | inner 1 | master 1



2. Cod 0826432
PIANTANA MATHIS BIANCO H156 | MATHIS
WHITE FLOOR LAMP H156
(Dim Ø40 | 156h)
moq 1 | inner 1 | master 1



3. Cod 0826433
PIANTANA MATHIS GRIGIO ANTICATO
H156 | MATHIS ANTIQUE GREY FLOOR
LAMP H156
(Dim Ø40 | 156h)
moq 1 | inner 1 | master 1

1, 2, 3. Acciaio verniciato a polvere, paralume in cotone. Lamp. E27 max 60W, E27 11W comp. Fluor. Integr. Risp. En., E27 42W alog. Risp. En. Lampadina/e non inclusa/e. Lunghezza totale cavo 3 mt. Distanza tra lampada e interruttore 2 mt. Da assemblare. | Powder coated steel frame, cotton shade. Bulb: E27 max 60W, E27 11W en. Sav. Integr. Fluor. Comp., E27 42W en. Sav. Halogen. Bulb/s not included. Cable length 3 mt. Distance between lamp and switch 2 mt. To be assembled.



4. Cod 0827996
LAMPADA TAV. QUEER NERO H38 |
QUEER BLACK TABLE LAMP H30.5
(Dim Ø22.5 | 38h)
moq 2 | inner 1 | master 2



5. Cod 0827994
LAMPADA TAV. QUEER ORO H30.5 | QUEER
GOLD TABLE LAMP H30.5
(Dim Ø18.5 | 30.5h)
moq 2 | inner 1 | master 4



6. Cod 0827995
PIANTANA QUEER ORO H141 | QUEER
GOLD FLOOR LAMP H141
(Dim Ø28 | 141h)
moq 1 | inner 1 | master 1

4, 5, 6. Struttura in acciaio, paralume in vetro. Lamp. E27 max 40W, E27 8-11W comp. Fluor. Integr. Risp. En., E27 28W alog. Risp. En. Lampadina/e non inclusa/e. Lunghezza tot del filo 1.8mt. Lunghezza filo tra lampada e interruttore 0.67mt. Da assemblare | steel frame and glass shade. Bulb: E27 max 40W, E27 8-11W en. Saving integr. Fluor. Comp., E27 28W en. Saving halogen. Bulb/s not included. Wire length: 1.8mt. Distance between lamp and switch: 0.67 mt. To be assembled.

Sphere
& Derek

Cod 0826497
LAMPADA TAV. SPHERE H43 | SPHERE
TABLE LAMP H43
(Dim Ø25 | 43h)
moq 1 | inner 1 | master 1

Acciaio e vetro. Base in marmo. Lamp. E27 max 40W, E27 8-11W comp. Fluor. Integr. Risp. En., E27 28W alog. Risp. En. Lampadina/e non inclusa/e. Lunghezza totale cavo 1,8mt. Distanza tra lampada e interruttore: 1mt. Da assemblare | steel and glass. Marble base. Bulb: E27 max 40W, E27 8-11W en. Saving integr. Fluor. Comp., E27 28W en. Saving halogen. Bulb/s not included. Wire length: 1,8mt. Distance between lamp and switch: 1mt. To be assembled.



Cod 0826498
PIANTANA SPHERE H170 | SPHERE FLOOR
LAMP H43
(Dim Ø30 | 170h)
moq 1 | inner 1 | master 1

Acciaio e vetro. Lamp. E27 max 40W, E27 8-11W comp. Fluor. Integr. Risp. En., E27 28W alog. Risp. En. Lampadina/e non inclusa/e. Lunghezza totale cavo 4mt. Distanza tra lampada e interruttore: 1,9mt. Da assemblare | steel and glass. Bulb: E27 max 40W, E27 8-11W en. Saving integr. Fluor. Comp., E27 28W en. Saving halogen. Bulb/s not included. Wire length: 4mt. Distance between lamp and switch: 1,9mt. To be assembled.



Cod 0826499
LAMPADARIO 1LUCE SPHERE | SPHERE
CHANDELIER 1LIGHT
(Dim Ø25 | 160h)
moq 1 | inner 1 | master 1

Acciaio e vetro. Lamp. E27 max 40W, E27 8-11W comp. Fluor. Integr. Risp. En., E27 28W alog. Risp. En. Lampadina/e non inclusa/e. Lunghezza cavo: 1,8 mt. Da assemblare | steel and glass. Bulb: E27 max 40W, E27 8-11W en. Saving integr. Fluor. Comp., E27 28W en. Saving halogen. Bulb/s not included. Wire length: 1,8 mt. To be assembled.



Cod 0826362
LAMPADA TAV. DEREK BIANCO | DEREK
WHITE TABLE LAMP
(Dim 10 | 10 | 11.5h)
moq 3 | inner 1 | master 12

MDF. Lamp. E27 max 60W, E27 11W comp. Fluor. Integr. Risp. En., E27 42W alog. Risp. En. Lampadina non inclusa. Lunghezza totale cavo 1.1mt. Distanza tra lampada e interruttore: 30cm | MDF. Bulb: E27 max 60W, E27 11W comp. Fluor. Integr. En.Sav., E27 42W hal. En. Sav. Bulb not included. Wire length: 1.1mt. Distance between lamp and switch: 30cm.

Shine, Chic
& Modish

Cod 0826434
PIANTANA SHINE BULB VT H78 | SHINE BULB GLASS FLOOR LAMP H78
(Dim Ø30 | 78h)
moq 1 | inner 1 | master 1

Metallo e vetro. Lamp. E27 max 40W, E27 8-11W comp. Fluor integr. Risp. En., E27 28W alog. Risp. En. Lampadina non inclusa. Lunghezza totale cavo 2,5mt. Distanza tra lampada e interruttore: 1mt. Da assemblare | metal and glass. Bulb: E27 max 40W, E27 8-11W en. Sav. Integr. Fluor. Comp., E27 28W en. Sav. Halogen. Bulb/s not included. Cable length 2.5 mt. Distance between lamp and switch 1 mt. To be assembled.



Cod 0827250
PIANTANA CHIC TREMPIEDE H117 | CHIC TRIPOD FLOOR LAMP H117
(Dim 117h)
moq 1 | inner 1 | master 4

Acciaio verniciato a polvere epossidica. Lamp. E27 max 40W, E27 8 - 11W comp. Fluor integr. Risp. En., E27 28W alog. Risp. En. Lampadina/e non inclusa/e. Lunghezza cavo 2.3 mt. Distanza tra lampada ed interruttore 1.10 mt. Da assemblare | epoxy powder coated steel. Bulb: E27 max 40W, E27 8 - 11W en. Saving integr. Fluor. Comp., E27 28W en. Saving halogen. Bulb/s not included. Cable length: 2.30 mt. Distance between lamp and switch: 1.0 mt. To be assembled.



1. Cod 0828001
LAMPADA TAV. MODISH H52 | MODISH TABLE LAMP H52
(Dim Ø30 | 52h)
moq 2 | inner 2 | master 2

1, 2. Acciaio. Lamp. E27 max 40W, E27 8-11W comp. Fluor. Integr. Risp. En., E27 28W alog. Risp. En. Lampadina/e non inclusa/e. Lunghezza tot del filo 1.8mt. Lunghezza filo tra lampada e interruttore 0.45mt. Da assemblare. | Steel. Bulb: E27 max 40W, E27 8-11W en. Saving integr. Fluor. Comp., E27 28W en. Saving halogen. Bulb/s not included. Wire length: 1.8mt. Distance between lamp and switch: 0.45mt. To be assembled.




2. Cod 0828002
LAMPADA TAV. MODISH TREMPIEDE H60 | MODISH TRIPOD TABLE LAMP H60
(Dim Ø35 | 60h)
moq 1 | inner 1 | master 3



Belleville
& Modern

1. Cod 0826453
LAMPADARIO BELLEVILLE 3LUCI | BELLEVILLE PENDANT LAMP
3LIGHTS
(Dim 110 | 20 | 25h)
moq 1 | inner 1 | master 1



2. Cod 0826454
LAMPADARIO BELLEVILLE 5LUCI | BELLEVILLE PENDANT
LAMP 5LIGHTS
(Dim 110 | 20 | 25h)
moq 1 | inner 1 | master 1

1, 2, Acciaio verniciato a polvere epossidica. Lamp. E27 max 60W, E27 11W comp. Fluor. Integr. Resp. En., E27 42W alog. Resp. En. Lampadina/e non inclusa/e. Lunghezza cavo: 1.25 mt. Da assemblare | epoxy powder coated steel. Bulb: E27 max 60W, E27 11W en. Saving integr. Fluor. Comp., E27 42W en. Saving halogen. Bulb/s not included. Cable length 1.25 mt. To be assembled.



3. Cod 0826461
LAMPADA TAV. MODERN BIANCO
H36.5 | MODERN WHITE TABLE LAMP
H36.5
(Dim Ø22 | 36,5h)
moq 2 | inner 2 | master 2



4. Cod 0826459
LAMPADA TAV. MODERN ORO H36.5
| MODERN GOLD TABLE LAMP
H36.5
(Dim Ø22 | 36,5h)
moq 2 | inner 2 | master 2



5. Cod 0826460
LAMPADA TAV. MODERN NERO H36.5 |
MODERN BLACK TABLE LAMP H36.5
(Dim Ø22 | 36,5h)
moq 2 | inner 2 | master 2

3, 4, 5, Acciaio verniciato a polvere epossidica. Lamp. E14 max 25W, E14 5W comp. Fluor integr. Resp. En., E14 18W alog. Resp. En. Lampadina/e non inclusa/e. Lunghezza totale cavo 1.5mt. Distanza tra lampada e interruttore: 30cm. Da assemblare | Epoxy powder coated steel. Bulb: E14 max 25W, E14W en. Saving integr. Fluor. Comp., E14W en. Saving halogen. Bulb/s not included. Wire length: 1.5mt. Distance between lamp and switch: 30cm. To be assembled.

Design



6. Cod 0826456
LAMPADA TAV. DESIGN BIANCO-ORO H46 | DESIGN
WHITE-GOLD TABLE LAMP H46
(Dim 30 | 17,5 | 46h)
moq 2 | inner 2 | master 2



7. Cod 0826458
PIANTANA DESIGN TREMPIEDE BIA-ORO H156 | DESIGN WHITE-
GOLD FLOOR LAMP H156
(Dim 87 | 56 | 155h)
moq 1 | inner 1 | master 1



8. Cod 0826455
LAMPADA TAV. DESIGN NERO-ORO H46 | DESIGN BLACK-
GOLD TABLE LAMP H46
(Dim 30 | 17,5 | 46h)
moq 2 | inner 2 | master 2



9. Cod 0826457
PIANTANA DESIGN TREMPIEDE NERO-ORO H156 | DESIGN BLACK-
GOLD FLOOR LAMP H156
(Dim 87 | 56 | 155h)
moq 1 | inner 1 | master 1

6, 7, 8, 9, Acciaio verniciato a polvere epossidica. Lamp. E27 max 60W, E27 11W comp. Fluor integr. Resp. En., E27 42W alog. Resp. En. Lampadina/e non inclusa/e. Lunghezza totale cavo 1.5mt. Distanza tra lampada e interruttore: 40cm. Da assemblare. | Epoxy powder coated steel. Bulb: E27 max 60W, E27 11W en. Saving integr. Fluor. Comp., E27 42W en. Saving halogen. Bulb/s not included. Wire length: 1.5mt. Distance between lamp and switch: 40cm. To be assembled.

Amish



1. Cod 0826377
LAMPADARIO AMISH LONG | AMISH PENDAT LAMP LONG
(Dim 70 | 70 | 90h)
moq 1 | inner 1 | master 1




2. Cod 0826378
LAMPADARIO AMISH LOP | AMISH PENDAT LAMP LOP
(Dim 100 | 100 | 62h)
moq 1 | inner 1 | master 1



5. Cod 0826382
LAMPADARIO AMISH LONG BRASS | AMISH PENDAT LAMP
LONG BRASS
(Dim 70 | 70 | 90h)
moq 1 | inner 1 | master 1



6. Cod 0826383
LAMPADARIO AMISH LOP BRASS | AMISH PENDAT LAMP LOP
BRASS
(Dim 100 | 100 | 62h)
moq 1 | inner 1 | master 1



3. Cod 0826375
LAMPADARIO AMISH FLAT | AMISH PENDAT LAMP FLAT
(Dim 42 | 42 | 69h)
moq 1 | inner 1 | master 4



4. Cod 0826376
LAMPADARIO AMISH CIRCLE | AMISH PENDAT LAMP
CIRCLE
(Dim 62 | 62 | 64h)
moq 1 | inner 1 | master 1



7. Cod 0826380
LAMPADARIO AMISH FLAT BRASS |
AMISH PENDAT LAMP FLAT BRASS
(Dim 42 | 42 | 69h)
moq 1 | inner 1 | master 4



8. Cod 0826381
LAMPADARIO AMISH CIRCLE BRASS |
AMISH PENDAT LAMP CIRCLE BRASS
(Dim 62 | 62 | 64h)
moq 1 | inner 1 | master 1



9. Cod 0826384
LAMPADA TAVOLO AMISH BRASS |
AMISH TABLE LAMP BRASS
(Dim 30 | 30 | 38.5h)
moq 2 | inner 2 | master 4

1, 2, 3, 4, Acciaio. Lamp: E27 max 25W, E27 5W comp. Fluor. Integr. Risp. En. , E27 18W alog. Risp. En. Lampadina non inclusa. | Steel. Bulb: E27 max 25W, E27 5W comp. Fluor. Integr. En. Sav. , E27 18W hal. En. Sav. Bulb not included.

5, 6, 7, 8, 9, Acciaio. Lamp.: E27 max 25W, E27 5W comp. Fluor. Integr. Risp. En. , E27 18W alog. Risp. En. Lampadina non inclusa. | Steel. Bulb.: E27 max 25W, E27 5W comp. Fluor. Integr. En. Sav. , E27 18W hal. En. Sav. Bulb not included.

Carter, Forest
& Emotion

1. Cod 0826367
LAMPADA TAV. CARTER
NERO H50 | CARTER BLACK
TABLE LAMP H50
(Dim 45 | 8 | 50h)
moq 2 | inner 1 | master 6

2. Cod 0826368
PIANTANA CARTER NERO
H150 | CARTER BLACK
FLOOR LAMP H150
(Dim 80 | 14.5 | 150h)
moq 1 | inner 1 | master 2

3. Cod 0826422
LAMPADA TAV. FOREST
NATURALE H46.5 | FOREST
NATURAL TABLE LAMP H46
(Dim 23 | 18 | 46.5h)
moq 2 | inner 2 | master 2

4. Cod 0826421
PIANTANA FOREST NATURALE
H135 | FOREST NATURAL
FLOOR LAMP H135
(Dim 40 | 28 | 135h)
moq 2 | inner 2 | master 2

1, 2. Acciaio verniciato a polvere epossidica. Lamp: E27 max 60W, E27 11W comp. Fluor integr. Risp. En., E27 42W alog. Risp. En. Lampadina/e non inclusa/e. Lunghezza totale cavo 1.1mt. Distanza tra lampada e interruttore: 30cm. Da assemblare. | Epoxy powder coated steel. Bulb: E27 max 60W, E27 11W en. Saving integr. Fluor. Comp., E27 42W en. Saving halogen. Bulb/s not included. Wire length: 1.1mt. Distance between lamp and switch: 30cm. To be assembled.

3, 4. Legno di pino. Lamp: E27 max 60W, E27 11W comp. Fluor. Integr. Risp. En., E27 42W alog. Risp. En. Lampadina/e non inclusa/e. Lunghezza totale cavo 3 mt. Distanza tra interruttore e spina 0.9 mt. Da assemblare | pine wood. Bulb: E27 max 60W, E27 11W en. Sav. Integr. Fluor. Comp., E27 42W en. Sav. Halogen. Bulb/s not included. Cable length 3 mt. Distance between switch and plug 0.9 mt. To be assembled.



5. Cod 0826426
LAMPADA TAV. EMOTION
ORO H48 | EMOTION GOLD
TABLE LAMP H48
(Dim Ø13 | 48.5h)
moq 6 | inner 1 | master 6

6. Cod 0826424
PIANTANA EMOTION ORO
H150 | EMOTION GOLD
TABLE LAMP H150
(Dim Ø25 | 150h)
moq 2 | inner 1 | master 4

7. Cod 0826425
LAMPADA TAV. EMOTION
NERO H48 | EMOTION
BLACK TABLE LAMP H48
(Dim Ø13 | 48.5h)
moq 6 | inner 1 | master 6

8. Cod 0826423
PIANTANA EMOTION NERO
H150 | EMOTION BLACK
TABLE LAMP H150
(Dim Ø25 | 150h)
moq 2 | inner 1 | master 4

5, 6, 7, 8. Acciaio verniciato a polvere epossidica. Lamp: E27 max 60W, E27 11W comp. Fluor. Integr. Risp. En., E27 42W alog. Risp. En. Lampadina/e non inclusa/e. Lunghezza totale cavo 1.2 mt. Distanza tra lampada e interruttore 0.3 mt. Da assemblare | Epoxy powder coated steel. Bulb: E27 max 60W, E27 11W en. Sav. Integr. Fluor. Comp., E27 42W en. Sav. Halogen. Bulb/s not included. Cable length 1.2 mt. Distance between lamp and switch 0.3 mt. To be assembled.



Blaze
& Balls

1. Cod 0827999
LAMPADA TAV. BLAZE 2LUCI
H78 | BLAZE LAMP TABLE
2LIGHTS H78
(Dim 37,5 | 20 | 78h)
moq 1 | inner 1 | master 1

2. Cod 0828000
PIANTANA BLAZE 3LUCI H161
| BLAZE FLOOR TABLE 3LIGHTS
H161
(Dim Ø35 | 161h)
moq 1 | inner 1 | master 1



1, 2. Acciaio. Lamp. E27 max 40w, E27 8-11W comp. Fluor. Integr. Risp. En. , E27 28W alog. Risp. En. Lampadina/e non inclusa/e. Lunghezza tot del filo 1.8mt. Lunghezza filo tra lampada e interruttore 0.78mt. Da assemblare | steel. Bulb: E27 max 40W, E27 8-11W en. Saving integr. Fluor. Comp., E27 28W en. Saving halogen. Bulb/s not included. Wire lenght: 1.8mt. Distance between lamp and switch: 0.78mt. To be assembled.



3. Cod 0826450
LAMPADA TAV. BALLS 2LUCI
ORO H54 | BALLS GOLD TABLE
LAMP 2BULBS H54
(Dim 31 | 17,5 | 54h)
moq 2 | inner 2 | master 2

4. Cod 0826448
PIANTANA BALLS 5LUCI ORO
H156 | BALLS GOLD FLOOR
LAMP 5BULBS H156
(Dim 25 | 25 | 156.5h)
moq 2 | inner 2 | master 2

5. Cod 0826449
LAMPADA TAV. BALLS 2LUCI
NERO H54 | BALLS BLACK
TABLE LAMP 2BULBS H54
(Dim 31 | 17,5 | 54h)
moq 2 | inner 2 | master 2

6. Cod 0826447
PIANTANA BALLS 5LUCI NERO
H156 | BALLS BLACK FLOOR
LAMP 5BULBS H156
(Dim 25 | 25 | 156.5h)
moq 2 | inner 2 | master 2

3, 4, 5, 6. Acciaio verniciato a polvere epossidica e vetro satinato. Lamp. (2x) G9 max 3W. Lampadina/e incluse. Lunghezza totale cavo 1.5mt. Distanza tra lampada e interruttore: 60cm. Da assemblare. | epoxy powder coated steel and frosted glass. Bulb: (2x) G9 max 3W. Bulb/s included. Wire lenght: 1.5mt. Distance between lamp and switch: 60cm. To be assembled.



Fiaccola



1. Cod 0826452
LAMPADA TAV. FIACCOLA 3LUCI NERO H45 | TORCH BLACK
TABLE LAMP 3BULBS H45
(Dim 17 | 15 | 45h)
moq 2 | inner 2 | master 2



2. Cod 0826451
PIANTANA FIACCOLA 5LUCI NERO H155 | TORCH BLACK FLOOR
LAMP 5BULBS H155
(Dim 34 | 30 | 155h)
moq 1 | inner 1 | master 1



3. Cod 0826463
LAMPADA TAV. FIACCOLA 3LUCI ARGENTO H45 | TORCH
SILVER TABLE LAMP 3BULBS H45
(Dim 17 | 15 | 45h)
moq 2 | inner 2 | master 2



4. Cod 0826462
PIANTANA FIACCOLA 5LUCI ARGENTO H155 | TORCH SILVER
FLOOR LAMP 5BULBS H155
(Dim 34 | 30 | 155h)
moq 1 | inner 1 | master 1

1, 2, 3, 4. Acciaio verniciato a polvere epossidica. Lamp. E27 max 60W, E27 11W comp. Fluor integr. Resp. En., E27 42W alog. Resp. En. Lampadine non incluse. Lunghezza totale cavo 1.5mf. Distanza tra lampada e interruttore: 60cm. | Epoxy powder coated steel. Bulb: E27 max 60W, E27 11W en. Saving integr. Fluor. Comp., E27 42W en. Saving halogen. Bulb/s not included. Wire length: 1.5mf. Distance between lamp and switch: 60cm.



Air, Vintage, Odd
& Voguish

Cod 0826365
PIANTANA AIR 5L TREPIEDE NERO H167 | AIR BLACK TRIPOD
FLOOR LAMP 5BULBS H167
(Dim 69 | 56 | 167h)
moq 1 | inner 1 | master 1



Acciaio verniciato a polvere epossidica e legno di abete.
Lamp. (5x) E27 max60W, E27 11w comp. Fluor integr. Risp. En.
, E27 42W alog. Risp. En. Lampadine non incluse. Lunghezza
totale cavo 1.3mt. Distanza tra lampada e interruttore: 40cm.
Altezza regolabile. Da assemblare | epoxy powder coated
steel and fir wood. Bulb: (5x) E27 max 60W, E27 11W en. Saving
integr. Fluor. Comp., E27 42W en. Saving halogen. Bulb/s not
included. Wire length: 1.3mt. Distance between lamp and
switch: 40cm. Adjustable height. To be assembled.



1. Cod 0828004
PIANTANA VINTAGE C-MENSOLA H143 |
VINTAGE W-SHELF FLOOR LAMP H143
(Dim 37 | 38,5 | 143h)
moq 1 | inner 1 | master 1



2. Cod 0827998
PIANTANA ODD C-MENSOLA H141 |
ODD FLOOR LAMP W-SHELF H141
(Dim Ø38 | 141h)
moq 1 | inner 1 | master 2



3. Cod 0828003
PIANTANA VOGUISH C-MENSOLA H145 |
VOGUISH W-SHELF FLOOR LAMP H145
(Dim 37 | 42 | 145,5h)
moq 1 | inner 1 | master 1

1, 2, 3. Acciaio. Lamp. E27 max 40W, E27 8-11W comp. Fluor. Integr. Risp. En., E27 28W alog. Risp. En. Lampadina/e non
inclusa/e. Lunghezza tot del filo 3.5mt. Lunghezza filo tra lampada e interruttore 0.55mt. Da assemblare | Steel. Bulb: E27 max
40W, E27 8-11W en. Saving integr. Fluor. Comp., E27 28W en. Saving halogen. Bulb/s not included. Wire length: 3.5mt. Distance
between lamp and switch: 0.55mt. To be assembled.



Ileana



1. Cod 0826395
LAMPADARIO ILEANA | ILEANA PENDANT LAMP
(Dim Ø52 | 35h)
moq 1 | inner 1 | master 1



2. Cod 0826396
PIANTANA ILEANA | ILEANA FLOOR LAMP
(Dim 30 | 75 | 147h)
moq 1 | inner 1 | master 1

1, 2, Acciaio. Lamp.: E27 max 25W, E27 5W comp. Fluor. Integr. Risp. En. , E27 28W alog. Risp. En. Lampadina non inclusa. Lunghezza cavo: 120cm. | Steel. Bulb.: E27 max 25W, E27 5W comp. Fluor. Integr. En. Sav. , E27 28W hal. En. Sav. Bulb not included. Wire lenght: 120cm.

Zurine



5. Cod 0826394
LAMPADARIO ZURINE | ZURINE PENDANT LAMP
(Dim Ø41 | 45h)
moq 1 | inner 1 | master 1



6. Cod 0826397
PIANTANA ZURINE | ILEANA GOLD FLOOR LAMP
(Dim 30 | 28 | 132h)
moq 1 | inner 1 | master 1

5, 6, Acciaio. Lamp.: E27 max 25W, E27 5W comp. Fluor. Integr. Risp. En. , E27 28W alog. Risp. En. Lampadina non inclusa. Lunghezza cavo: 120cm | Steel. Bulb.: E27 max 25W, E27 5W comp. Fluor. Integr. En. Sav. , E27 28W hal. En. Sav. Bulb not included. Wire lenght: 120cm.



3. Cod 0826390
LAMPADA APPLIQUE 1LUCE ILEANA | ILEANA APPLIQUE LAMP 1LIGHT
(Dim 18 | 18 | 27h)
moq 1 | inner 1 | master 1



4. Cod 0826392
LAMPADA APPLIQUE 2LUCI ILEANA | ILEANA APPLIQUE LAMP 2LIGHTS
(Dim 51 | 18 | 27h)
moq 1 | inner 1 | master 1

3, 4, Base in legno di mango, paralume in acciaio. Lamp.: E27 max 25W, E27 5W comp. Fluor. Integr. Risp. En. , E27 28W alog. Risp. En. Lampadina non inclusa. | Base in mango wood, lampshade in steel. Bulb.: E27 max 25W, E27 5W comp. Fluor. Integr. En. Sav. , E27 28W hal. En. Sav. Bulb not included.



7. Cod 0826391
LAMPADA APPLIQUE 1LUCE ZURINE | ZURINE APPLIQUE LAMP 1LIGHT
(Dim 18 | 18 | 27h)
moq 1 | inner 1 | master 1




8. Cod 0826393
LAMPADA APPLIQUE 2LUCI ZURINE | ZURINE APPLIQUE LAMP 2LIGHTS
(Dim 51 | 18 | 27h)
moq 1 | inner 1 | master 1

7, 8, Base in legno di mango, paralume in acciaio. Lamp.: E27 max 25W, E27 5W comp. Fluor. Integr. Risp. En. , E27 28W alog. Risp. En. Lampadina non inclusa. | Base in mango wood, lampshade in steel. Bulb.: E27 max 25W, E27 5W comp. Fluor. Integr. En. Sav. , E27 28W hal. En. Sav. Bulb not included.

Maribel & Arlington



1. Cod 0826443
LAMPADARIO MARIBEL ANTRACITE | MARIBEL CHARCOAL
PENDANT LAMP
(Dim Ø28 | 25h)
moq 1 | inner 1 | master 1



2. Cod 0826442
LAMPADARIO MARIBEL ORO | MARIBEL GOLD PENDANT LAMP
(Dim Ø28 | 25h)
moq 1 | inner 1 | master 1

1, 2. Acciaio. Lamp.: E27 max 40W, E27 8-11Wcomp. Fluor. Integr. Risp. En., E27 28W alog. Risp. En. Lampadina non inclusa. Lunghezza cavo 1.2m. | Steel. Bulb: E27 max 40W, E27 8-11W en. Saving integr. Fluor. Comp., E27 28w en. Saving halogen. Bulb not included. Wire lenght 1.2m.



3. Cod 0826469
LAMPADARIO 1LUCE ARLINGTON S | ARLINGTONPENDANT
LAMP 1S
(Dim Ø31 | 168h)
moq 0 | inner 1 | master 1



4. Cod 0826468
LAMPADARIO 1LUCE ARLINGTON L | ARLINGTONPENDANT
LAMP 1LL
(Dim Ø41 | 168h)
moq 1 | inner 1 | master 1

3, 4. Acciaio effetto ottonato e legno di mango.Lamp: E27 max25W, E27 5W,comp.Fluor integr.Risp.En., E27 18W alog.Risp. En.Lampadina/e non inclusa/e lunghezza cavo:1.68mt | Steel with brass effect and mango wood.Lamp: E27max2 5W, E27 5W, en. Saving integr. Fluor. Comp.,E27 18W en.Saving halogen. Bulb/s not included. Cable lenth: 1.68mt.

Odessa



5. Cod 0826466
LAMPADARIO 1LUCE ODESSA BIANCO | ODESSA PENDANT
LAMP 1L WHITE
(Dim Ø51 | 178h)
moq 1 | inner 1 | master 1



6. Cod 0826467
LAMPADARIO 2LUCI ODESSA BIANCO | ODESSA PENDANT
LAMP 2L WHITE
(Dim Ø30 | 140h)
moq 1 | inner 1 | master 1



7. Cod 0826464
LAMPADARIO 1LUCE ODESSA ANTRACITE | ODESSA PENDANT
LAMP 1L ANTHRACITE
(Dim Ø51 | 178h)
moq 1 | inner 1 | master 1



8. Cod 0826465
LAMPADARIO 2LUCI ODESSA ANTRACITE | ODESSA PENDANT
LAMP 2L ANTHRACITE
(Dim Ø30 | 140h)
moq 1 | inner 1 | master 1

5, 6, 7, 8. Acciaio effetto anticatoe legno di mango. Lamp: E27 max 25W, E27 5W,comp.Fluor integr.Risp.En., E27 18W alog.Risp. En.Lampadina/e non inclusa/e lunghezza cavo:1.78mt | Steel with antique effect and mango wood. Lamp: E27 max2 5W, E27 5W, en. Saving integr. Fluor. Comp.,E27 18W en. Saving halogen. Bulb/s not included. Cable lenth: 1.78mt.

Zalika & Ishan



Cod 0826444
LAMPADARIO ZALIKA | ZALIKA PENDANT LAMP
(Dim Ø41 | 30h)
moq 1 | inner 1 | master 1



Acciaio e legno di mango. Lamp.: E27 max 40W, E27 8-11W comp. Fluor. Integr. Risp. En., E27 28W alog. Risp. En. Lampadina non inclusa. Lunghezza cavo 1.2m. | Steel and mango wood. Bulb: E27 max 40W, E27 8-11W en. Saving integr. Fluor. Comp., E27 28W en. Saving halogen. Bulb not included. Wire length 1.2m.



1. Cod 0826385
LAMPADA TAVOLO ISHAN
ORO S | ISHAN TABLE LAMP
GOLD S
(Dim Ø21.5 | 22h)
moq 1 | inner 1 | master 4



2. Cod 0826387
LAMPADA TAVOLO ISHAN
ORO L | ISHAN TABLE LAMP
GOLD L
(Dim Ø28 | 24.5h)
moq 1 | inner 1 | master 1




3. Cod 0826386
LAMPADA TAVOLO ISHAN
NERO S | ISHAN TABLE LAMP
BLACK S
(Dim Ø21.5 | 22h)
moq 1 | inner 1 | master 4



4. Cod 0826388
LAMPADA TAVOLO ISHAN
NERO L | ISHAN TABLE LAMP
BLACK L
(Dim Ø28 | 24.5h)
moq 1 | inner 1 | master 1

1, 2, 3, 4. Acciaio. Lamp.: E27 max 25W, E27 5W comp. Fluor. Integr. Risp. En., E27 18W alog. Risp. En. Lampadina non inclusa. | Steel. Bulb.: E27 max 25W, E27 5W comp. Fluor. Integr. En. Sav., E27 18W hal. En. Sav. Bulb not included.



Ranting, Florent & Naga



1. Cod 0826471
LAMPADARIO 6LUCI RANTING BIANCO | RANTING WHITE
CHANDELIER 6LIGHTS
(Dim Ø130 | 35h)
moq 1 | inner 1 | master 1



2. Cod 0826470
LAMPADARIO 6LUCI RANTING NERO | RANTING BLACK
CHANDELIER 6LIGHTS
(Dim Ø130 | 35h)
moq 1 | inner 1 | master 1



1, 2. Legno di teak riciclato, finitura a base d'acqua. Paralume in cotone. Catena in acciaio. Forma e misura sono indicativi. Tutti i prodotti saranno diversi l'uno dall'altro. Lamp: E27 max 60W, E27 11W comp. Fluor. Integr. Risp. En., E27 42W alog. Risp. En. Lampadina/e non inclusa/e. Lunghezza cavo: 5.10 mt. Da assemblare | Recycled teak wood, water base finishing. Cotton shade. Steel chain. Shape and size are only indicative. All items will be different from each other. Bulb: E27 max 60W, E27 11W en. Saving integr. Fluor. Comp., E27 42W en. Saving halogen. Bulb/s not included. Cable length 5.10 mt. To be assembled.



Cod 0826472
LAMPADARIO 3LUCI FLORENT | FLORENT CHANDELIER 3LIGHTS
(Dim 130 | 30 | 28h)
moq 1 | inner 1 | master 1



3. Cod 0826474
LAMPADA APPLIQUE NAGA
BIANCO | NAGA WHITE
APPLIQUE LAMP
(Dim Ø70 | 22h)
moq 1 | inner 1 | master 1



4. Cod 0826473
LAMPADA APPLIQUE NAGA
NERO | NAGA BLACK
APPLIQUE LAMP
(Dim Ø70 | 22h)
moq 1 | inner 1 | master 1




Legno di teak riciclato, finitura a base d'acqua. Catena in acciaio. Forma e misura sono indicativi. Tutti i prodotti saranno diversi l'uno dall'altro. Lamp: E27 max 60W, E27 11W comp. Fluor. Integr. Risp. En., E27 42Walog. Risp. En. Lampadina/e non inclusa/e. Lunghezza cavo: 3 mt. Da assemblare | Recycled teak wood, water base finishing. Steel chain. Shape and size are only indicative. All items will be different from each other. Bulb: E27 max 60W, E27 11W en. Saving integr. Fluor. Comp., E27 42W en. Saving halogen. Bulb/s not included. Cable length 3 mt. To be assembled.

3, 4. Legno di teak riciclato, finitura a base d'acqua. Paralume in cotone. Forma e misura sono indicativi. Tutti i prodotti saranno diversi l'uno dall'altro. Lamp: E27 max 60W, E27 11W comp. Fluor. Integr. Risp. En., E27 42W alog. Risp. En. Lampadina/e non inclusa/e. Lunghezza cavo: 0.85 mt. Da assemblare | recycled teak wood, water base finishing. Cotton shade. Shape and size are only indicative. All items will be different from each other. Bulb: E27 max 60W, E27 11W en. Saving integr. Fluor. Comp., E27 42W en. Saving halogen. Bulb/s not included. Cable length 0.85 mt. To be assembled




Lumen & Bion



 **1. Cod 0826476**
LAMPADA TAV. LUMEN
BIANCO H40 | LUMEN WHITE
TABLE LAMP H40
(Dim Ø35 | 40h)
moq 1 | inner 1 | master 1


 **2. Cod 0826475**
LAMPADA TAV. LUMEN NERO
H40 | LUMEN BLACK TABLE
LAMP H40
(Dim Ø35 | 40h)
moq 1 | inner 1 | master 1


 **3. Cod 0826480**
LAMPADA TAV. BION
BIANCO H70 | BION WHITE
TABLE LAMP H70
(Dim 55 | 40 | 80h)
moq 1 | inner 1 | master 1


 **4. Cod 0826479**
LAMPADA TAV. BION NERO
H70 | BION BLACK TABLE
LAMP H70
(Dim 55 | 40 | 80h)
moq 1 | inner 1 | master 1

1, 2, 3, 4, Legno di teak riciclato, finitura a base d'acqua. Paralume in cotone. Forma e misura sono indicativi. Tutti i prodotti saranno diversi l'uno dall'altro. Lamp: E27 max 60W, E27 11W comp. Fluor. Integr. Risp. En., E27 42W alog. Risp. En. Lampadina/e non inclusa/e. Lunghezza cavo: 1.90 mt. Distanza tra lampada e interruttore: 120 cm. Da assemblare | Recycled teak wood, water base finishing. Cotton shade. Shape and size are only indicative. All items will be different from each other. Bulb: E27 max 60W, E27 11W en. Saving integr. Fluor. Comp., E27 42W en. Saving halogen. Bulb/s not included. Cable length 1.9 mt. Distance between lamp and switch: 120 cm. To be assembled.


Naga & Kleta




 **5. Cod 0826482**
LAMPADA TAV. NAGA BIANCO H55 | NAGA WHITE TABLE
LAMP H55
(Dim 60 | 20 | 55h)
moq 1 | inner 1 | master 1


 **6. Cod 0826481**
LAMPADA TAV. NAGA NERO H55 | NAGA BLACK TABLE
LAMP H55
(Dim 60 | 20 | 55h)
moq 1 | inner 1 | master 1



 **7. Cod 0826484**
LAMPADA TAV. KLETA BIANCO H55 | KLETA WHITE TABLE
LAMP H55
(Dim 75 | 25 | 55h)
moq 1 | inner 1 | master 1

 **8. Cod 0826483**
LAMPADA TAV. KLETA NERO H55 | KLETA BLACK TABLE LAMP
H55
(Dim 75 | 25 | 55h)
moq 1 | inner 1 | master 1

5, 6, 7, 8 Legno di teak riciclato, finitura a base d'acqua. Paralume in cotone. Base in acciaio. Forma e misura sono indicativi. Tutti i prodotti saranno diversi l'uno dall'altro. Lamp: E27 max 60W, E27 11W comp. Fluor. Integr. Risp. En., E27 42W alog. Risp. En. Lampadina/e non inclusa/e. Lunghezza cavo: 1.9 mt. Distanza tra lampada e interruttore: 72 cm. Da assemblare | Recycled teak wood, water base finishing. Cotton shade. Steel base. Shape and size are only indicative. All items will be different from each other. Bulb: E27 max 60W, E27 11W en. Saving integr. Fluor. Comp., E27 42W en. Saving halogen. Bulb/s not included. Cable length 1.9 mt. Distance between lamp and switch: 72 cm. To be assembled.



Bluma, Hugo
& Cocoon

Cod 0826478
LAMPADA TAV. BLUMA H82 | BLUMA TABLE LAMP H82
(Dim Ø35 | 82h)
moq 1 | inner 1 | master 1



Legno di teak riciclato, finitura a base d'acqua. Paralume in cotone. Base in acciaio. Forma e misura sono indicativi. Tutti i prodotti saranno diversi l'uno dall'altro. Lamp: e27 max 60w, e27 11w comp. Fluor. Integr. Risp. En., E27 42w alog. Risp. En. Lampadina/e non inclusa/e. Lunghezza cavo: 1.9 Mt. Distanza tra lampada e interruttore: 25 cm. Da assemblare | recycled teak wood, water base finishing. Cotton shade. Steel base. Shape and size are only indicative. All items will be different from each other. Bulb: e27 max 60w, e27 11w en. Saving integr. Fluor. Comp., E27 42w en. Saving halogen. Bulb/s not included. Cable length 1.9 Mt. Distance between lamp and switch: 25 cm. To be assembled



1. Cod 0826477
LAMPADA TAV. HUGO OTTONE-BIANCO
H85 | HUGO BRASS-WHITE TABLE LAMP
H85
(Dim 45 | 30 | 85h)
moq 1 | inner 1 | master 1



2. Cod 0826485
PIANTANA HUGO OTTONE-BIANCO
H155 | HUGO BRASS-WHITE FLOOR
LAMP H155
(Dim 45 | 30 | 155h)
moq 1 | inner 1 | master 1



3. Cod 0826486
PIANTANA COCOON OTTONE-BIANCO
H200 | COCOON BRASS-WHITE FLOOR
LAMP H200
(Dim 30 | 35 | 200h)
moq 1 | inner 1 | master 1



1, 2, 3, Legno di teak riciclato, finitura a base d'acqua. Paralume in cotone. Base in acciaio. Forma e misura sono indicativi. Tutti i prodotti saranno diversi l'uno dall'altro. Lamp: E27 max 60W, E27 11W comp. Fluor. Integr. Risp. En., E27 42W alog. Risp. En. Lampadina/e non inclusa/e. Lunghezza cavo: 1.9 mt. Distanza tra lampada e interruttore: 25 cm. Da assemblare | Recycled teak wood, water base finishing. Cotton shade. Steel base. Shape and size are only indicative. All items will be different from each other. Bulb: E27 max 60W, E27 11W en. Saving integr. Fluor. Comp., E27 42W en. Saving halogen. Bulb/s not included. Cable length 1.9 mt. Distance between lamp and switch: 25 cm. To be assembled.



Kleta
& Bluma

1. Cod 0826487
PIANTANA KLETA NERO H180 | KLETA
BLACK FLOOR LAMP H180
(Dim Ø55 | 180h)
moq 1 | inner 1 | master 1



2. Cod 0826488
PIANTANA KLETA NERO H120 | KLETA
BLACK FLOOR LAMP H120
(Dim Ø55 | 120h)
moq 1 | inner 1 | master 1



3. Cod 0826489
PIANTANA BLUMA NERO H180 | BLUMA
BLACK FLOOR LAMP H180
(Dim Ø55 | 180h)
moq 1 | inner 1 | master 1

1, 2, 3. Legno di teak riciclato, finitura a base d'acqua. Paralume in cotone. Base in acciaio. Forma e misura sono indicativi. Tutti i prodotti saranno diversi l'uno dall'altro. Lamp: E27 max 60W, E27 11W comp. Fluor. Integr. Risp. En., E27 42W alog. Risp. En. Lampadina/e non inclusa/e. Lunghezza cavo: 1.9 mt. Distanza tra lampada e interruttore: 25 cm. Da assemblare | Recycled teak wood, water base finishing. Cotton shade. Steel base. Shape and size are only indicative. All items will be different from each other. Bulb: E27 max 60W, E27 11W en. Saving integr. Fluor. Comp., E27 42W en. Saving halogen. Bulb/s not included. Cable length 1.9 mt. Distance between lamp and switch: 25 cm. To be assembled.



Talcy, Blois
& Beads

1. Cod 0827306
LAMPADARIO 6LUCE TALCY ACR.BIANCO | LIGHT FITTING
6LIGHTS TALCY ACR WHITE
(Dim 54 | 54 | 54,5h;filo: 120cm)
moq 1 | inner 1 | master 1



2. Cod 0827304
LAMPADARIO 12LUCE BLOIS ACR.BIANCO | LIGHT FITTING
12LIGHTS BLOIS ACR WHITE
(Dim 75 | 75 | 56h;filo: 120cm)
moq 1 | inner 1 | master 1

1, 2, Ferro battuto verniciato a polvere epossidica, acrilico. Lunghezza filo 120cm. Lamp:(6x) E14 max 40W, E14 8-11W comp. Fluor. Integr. Risp. En., E14 28W alog. Risp. En. Lampadina/e non inclusa/e. Prodotto da assemblare | Epoxy powder coated wrought iron, acrylic. Wire length 120cm. Bulb: (6x) E14 max40W, E14 8-11W en. Saving integr. Fluor. Comp., E14 28W en. Saving halogen. Bulb/s not included. To be assembled.



3. Cod 0827329
LAMPADARIO 8LUCI BEADS BIANCO | BEADS WHITE
CHANDELIER 8LIGHTS
(Dim Ø65 | 53h)
moq 1 | inner 1 | master 1



4. Cod 0827328
LAMPADARIO 12LUCI BEADS BIANCO | BEADS WHITE
CHANDELIER 12LIGHTS
(Dim Ø75 | 59h)
moq 1 | inner 1 | master 1

3, 4, Ferro battuto verniciato a polvere epossidica e legno d'acero. Lunghezza filo: 90 cm. Lamp.(8x) e14 max40w, e14 8-11w comp. Fluor integr. Risp. En., E14 28W alog. Risp. En. Lampadina/e non inclusa/e. Prodotto da assemblare | Epoxy powder coated wrought iron and maple wood. Cable length: 90 cm. Bulb: (8x) E14 max 40W, E14 8-11W en. Saving integr. Fluor. Comp., E14 28W en. Saving halogen. Bulb/s not included. To be assembled.



Pearl, Corona
& Ajaccio

1. Cod 0827332
LAMPADARIO 1LUCE PEARL BIANCO
D35 | PEARL WHITE CHANDELIER
1LIGHT D35
(Dim Ø35 | 31,5h)
moq 1 | inner 1 | master 4



2. Cod 0827334
LAMPADARIO CORONA 2LUCI GEM
BIANCO D30 | GEM WHITE CORONA
CHANDELIER 2LIGHTS D30
(Dim Ø30 | 51h)
moq 1 | inner 1 | master 1



3. Cod 0827333
LAMPADARIO CORONA 3LUCI DROP
BIA ANT | DROP WHITE WAS CORONA
CHANDELIER 3LIGHTS
(Dim Ø35 | 61h)
moq 1 | inner 1 | master 1



4. Cod 0827335
LAMPADARIO CORONA 3LUCI GEM
BIANCO D40 | GEM WHITE CORONA
CHANDELIER 3LIGHTS D40
(Dim Ø40 | 60h)
moq 1 | inner 1 | master 1



5. Cod 0827578
LAMPADA TAV. AJACCIO QU LEGNO
BIANCO H52 | TABLE LAMP AJACCIO
SQU WOOD WHITE H52
(Dim 12 | 12 | 52h)
moq 4 | inner 4 | master 4



6. Cod 0827577
LAMPADA TAV. AJACCIO QU LEGNO
NATURA H52 | TABLE LAMP AJACCIO
SQU WOOD NATURE H52
(Dim 12 | 12 | 52h)
moq 4 | inner 4 | master 4

1, 2, 3, 4. Acciaio e MDF. Lamp: E14 max 40W, E14 8-11W comp. Fluor. Integr. Resp. En., E14 28W alog. Resp. En. Lampadina/e non inclusa/e. Da assemblare | MDF, mixed cotton and linen shade. Bulb: E14 max 40W, E14 8-11W en. Saving integr. Fluor. Comp., E14 28W en. Saving halogen. Bulb/s not included. Cable length 75 cm. To be assembled.

5, 6. MDF, paralume in cotone e lino. Lamp. E14 max 40W, E14 8-11W comp. Fluor. Integr. Resp. En., E14 28W alog. Resp. En. Lampadina/e non inclusa/e. Da assemblare | MDF, mixed cotton and linen shade. Bulb: E14 max 40W, E14 8-11W en. Saving integr. Fluor. Comp., E14 28W en. Saving halogen. Bulb/s not included. To be assembled.

Stylish
& Bastia

7. Cod 0827326
LAMPADARIO 6LUCI STYLISH BIANCO | STYLISH WHITE
CHANDELIER 12LIGHTS
(Dim Ø62 | 44,5h)
moq 1 | inner 1 | master 1



8. Cod 0827327
LAMPADARIO 6LUCI STYLISH TORTORA | STYLISH TAUPE
CHANDELIER 12LIGHTS
(Dim Ø62 | 44,5h)
moq 1 | inner 1 | master 1



9. Cod 0827583
LAMPADARIO 5LUCI BASTIA LEGNO NATURA | PENDANT
5LIGHTS BASTIA WOOD NATURE
(Dim Ø62 | 103h)
moq 1 | inner 1 | master 1
D1



10. Cod 0827584
LAMPADARIO 5LUCI BASTIA LEGNO BIANCO | PENDANT
5LIGHTS BASTIA WOOD WHITE
(Dim Ø62 | 103h)
moq 1 | inner 1 | master 1
D1

7, 8, 9, 10. Ferro battuto verniciato a polvere epossidica. Paralumi in lino. Lunghezza filo: 90 cm. Lamp.(6x) E14 max 40W, E14 8-11W comp. Fluor integr. Resp. En., E14 28W alog. Resp. En. Lampadina/e non inclusa/e. Prodotto da assemblare | Epoxy powder coated wrought iron. Linen shades. Cable length: 90 cm. Bulb: (6x) E14 max40W, e14 8-11W en. Saving integr. Fluor. Comp., E14 28W en. Saving halogen. Bulb/s not included. To be assembled.

Tarfaya, Gleaming, Nappa
& Honey

1. Cod 0826001
LAMPADA TAV. TARFAYA
H26,5 | TARFAYA TABLE
LAMP H26,5
(Dim Ø16,5 | 26,5h)
moq 2 | inner 1 | master 4



2. Cod 0826000
LAMPADA TAV. TARFAYA
H32,5 | TARFAYA TABLE
LAMP H32,5
(Dim Ø19,5 | 32,5h)
moq 2 | inner 1 | master 1

1, 2. Struttura in metallo. Lamp. E27 max 40W, E27 8-11W comp. Fluor integr. Resp. En., E27 28W alog. Resp. En. Lampadina non inclusa. Funziona a batteria 2xaa non include. | Metal structure. Bulb E27 max 40W, E27 8-11W en. Sav. Integr. Fluor. Comp., E27 28W en. Sav. Halogen. Bulb not included. It works with 2xAA batteries not included.



3. Cod 0826490
LAMPADA TAV. GLEAMING
MARRONE | GLEAMING
BROWN TABLE LAMP
(Dim Ø31 | 62h)
moq 1 | inner 1 | master 1



4. Cod 0826492
LAMPADA TAV. GLEAMING
VERDE H62 | GLEAMING
GREEN TABLE LAMP H62
(Dim Ø31 | 45h)
moq 1 | inner 1 | master 1

3, 4. Acciaio e vetro. Paralume in terilene. Lamp. E27 max 40W, E27 8-11W comp. Fluor. Integr. Resp. En., E27 28W alog. Resp. En. Lampadina/e non inclusa/e. Lunghezza totale cavo 2,2mt. Distanza tra lampada e interruttore: 1mt. Prodotto da assemblare. | Steel and glass. Terylene shade. Bulb E27 max 40W, E27 8-11w en. Saving integr. Fluor. Comp., E27 28W en. Saving halogen. Bulb/s not included. Wire lenght: 2,2mt. Distance between lamp and switch: 1mt. To be assembled.



Cod 0821071
LAMPADA TAV. NAPPA PORC H63 | TASSEL PORCELAIN TABLE
LAMP H63
(Dim Ø18 | 63h)
moq 1 | inner 1 | master 1
D1

Porcellana decalcomania, paralume in poliester. Lamp. E27 max 60W, E27 11W comp. Fluor. Integr. Resp. En., E27 42W alog. Resp. En. Lampadina/e non inclusa/e. Lunghezza tot del filo 2.5mt. Lunghezza filo tra lampada e interruttore 30cm. Da assemblare | Porcelain with transfer, polyester shade. Bulb: E27 max 60W, E27 11W en. Saving integr. Fluor. Comp., E27 42W en. Saving halogen. Bulb/s not included. Total lenght wire 2.5mt. Lenght wire 30cm between lamp/switch. To be assembled.



Cod 0821069
LAMPADA TAV. HONEY PORC BIA-ORO H63 | HONEY WH-
GOLDPORCELAIN TABLE LAMP H63
(Dim Ø18 | 63h)
moq 1 | inner 1 | master 1
D1

Porcellana placcatura color oro, paralume in poliester. Lamp. E27 max 60W, E27 11W comp. Fluor. Integr. Resp. En., E27 42W alog. Resp. En. Lampadina/e non inclusa/e. Lunghezza tot del filo 2.5mt. Lunghezza filo tra lampada e interruttore 30cm. Da assemblare | Gold-colored plating porcelain, polyester shade. Bulb: E27 max 60W, E27 11W en. Saving integr. Fluor. Comp., E27 42W en. Saving halogen. Bulb/s not included. Total lenght wire 2.5mt. Lenght wire 30cm between lamp/switch. To be assembled.

Tropic, Leaf, Congo
& Wilds

Cod 0821060
LAMPADA TAV. TROPIC PORC H63 | TROPIC PORCELAIN
TABLE LAMP H63
(Dim Ø18 | 63h)
moq 1 | inner 1 | master 1
D1

Porcellana, paralume in poliester. Disegno e colore fatto a mano. Lamp. E27 max 60W, E27 11W comp. Fluor integr. Resp. En., E27 42W alog. Resp. En. Lampadine non incluse. Lunghezza tot del filo 2.2mt. Lunghezza filo tra lampada e interruttore 1.5mt. Da assemblare | Porcelain, shade made of polyester. Bulb: E27 max60w,E27 11W integrated fluoescet compact (save energy), E27 42W halogen (save energy). Bulbs not included. Total lenght wire 2.2mt. Lenght wire 1.5mt between lamp/switch. To be assembled.



Cod 0821063
LAMPADA TAV. LEAF PORC H64 | LEAF PORCELAIN TABLE LAMP
H64
(Dim Ø24 | 64h)
moq 1 | inner 1 | master 2
D1

Porcellana. Doppia cottura, decalcomania, dipinto a mano. Paralume in poliester. Lamp. E27 max 60W, E27 11W comp. Fluor integr. Resp. En., E27 42W alog. Resp. En. Lampadina/e non inclusa/e. Da assemblare | double fired porcelain. With transfer, hand painted. Polyester shade. Bulb: E27 max 60W, E27 11W en. Saving integr. Fluor. Comp., E27 42W en. Saving halogen. Bulb/s not included. To be assembled.



5. Cod 0821064
LAMPADA TAV. CONGO PORC H63 | CONGO PORCELAIN
TABLE LAMP H63
(Dim Ø18 | 63h)
moq 1 | inner 1 | master 1
D1

5, 6. Porcellana, decalcomania. Paralume in poliester. Lamp. E27 max 60W, E27 11W comp. Fluor integr. Resp. En., E27 42W alog. Resp. En. Lampadina/e non inclusa/e. Lunghezza tot del filo 2.2mt. Lunghezza filo tra lampada e interruttore 1.5mt. Da assemblare | Porcelain with transfer. Polyester shade. Bulb: E27 max 60W, E27 11W en. Saving integr. Fluor. Comp., E27 42W en. Saving halogen. Bulb/s not included. Total lenght wire 2.2mt. Lenght wire 1.5mt between lamp/switch. To be assembled.



6. Cod 0821068
LAMPADA TAV. WILDS PORC H63 | WILDS PORCELAIN TABLE
LAMP H63
(Dim Ø18 | 63h)
moq 1 | inner 1 | master 1
D1



Whatever



1. Cod 0182341
OROLOGIO PARETE WHATEVER 114 D50 |
WHATEVER 114 WALL CLOCK D50
(Dim Ø50 | 5h)
moq 1 | inner 1 | master 4



2. Cod 0182347
OROLOGIO PARETE WHATEVER 121 D50
| WHATEVER 121 WALL CLOCK D50
(Dim Ø50 | 5h)
moq 1 | inner 1 | master 4



3. Cod 0182353
OROLOGIO PARETE WHATEVER 129 D50 |
WHATEVER 129 WALL CLOCK D50
(Dim Ø50 | 5h)
moq 1 | inner 1 | master 4



4. Cod 0182323
OROLOGIO PARETE WHATEVER 094 D50
| WHATEVER 094 WALL CLOCK D50
(Dim Ø50 | 5h)
moq 1 | inner 1 | master 4



5. Cod 0182333
OROLOGIO PARETE WHATEVER 124
D50 | WHATEVER 124 WALL CLOCK
D50
(Dim Ø50 | 5h)
moq 1 | inner 1 | master 4



6. Cod 0182339
OROLOGIO PARETE WHATEVER 089 D50 |
WHATEVER 089 WALL CLOCK D50
(Dim Ø50 | 5h)
moq 1 | inner 1 | master 4

1, 2, 3, 4, 5, 6. Plastica e vetro. Funziona a batteria 1x1.5V AA non inclusa. | Plastic and glass. It works with 1x1.5V AA battery not included.



Engrenage



7. Cod 0182086
OROLOGIO PARETE ENGRENGE M21
| ENGRENGE WALL CLOCK M21
(Dim Ø46 | 5.8)
moq 1 | inner 1 | master 4



8. Cod 0182088
OROLOGIO PARETE ENGRENGE M42
| ENGRENGE WALL CLOCK M42
(Dim Ø46 | 5.8)
moq 1 | inner 1 | master 4



9. Cod 0182090
OROLOGIO PARETE ENGRENGE M39 D54
| ENGRENGE WALL CLOCK M39 D54
(Dim Ø54.5 | 7.5)
moq 1 | inner 1 | master 1



10. Cod 0182091
OROLOGIO PARETE ENGRENGE
M36 D52 | ENGRENGE WALL
CLOCK M36 D52
(Dim Ø52.5 | 8.7)
moq 1 | inner 1 | master 1



11. Cod 0182092
OROLOGIO PARETE ENGRENGE M05
D50 | ENGRENGE WALL CLOCK M05
D50
(Dim Ø50 | 8.5)
moq 1 | inner 1 | master 1



12. Cod 0182093
OROLOGIO PARETE ENGRENGE M06
D50 | ENGRENGE WALL CLOCK M06
D50
(Dim Ø50 | 8.5)
moq 1 | inner 1 | master 1



13. Cod 0182079
OROLOGIO PARETE ENGRENGE
D59 | ENGRENGE WALL CLOCK
D59
(Dim Ø59.5 | 7.8h)
moq 1 | inner 1 | master 1



14. Cod 0181988
OROLOGIO PARETE ENGRENGE D42
| ENGRENGE WALL CLOCK D42
(Dim Ø42.5 | 8.5h)
moq 1 | inner 1 | master 1



15. Cod 0181989
OROLOGIO PARETE ENGRENGE M18
D52 | ENGRENGE WALL CLOCK M18
D52
(Dim Ø52.5 | 8.5h)
moq 1 | inner 1 | master 1

7, 8, 9, 10, 11, 12, 13, 14, 15. Acciaio e vetro. Funziona a batteria 3x1.5V AA non inclusa | steel and glass. It works with 3x1.5V AA battery not included.

Engrenage



1. Cod 0181974
 OROLOGIO PARETE ENGREPAGE NERO
 | ENGREPAGE BLACK WALL CLOCK
 (Dim 40 | 6.7 | 50h)
 moq 1 | inner 1 | master 1



2. Cod 0181979
 OROLOGIO PARETE ENGREPAGE
 M057 D52 | ENGREPAGE M057 WALL
 CLOCK D52
 (Dim 52.5 | 7.5 | 61.5h)
 moq 1 | inner 1 | master 1



3. Cod 0181978
 OROLOGIO PARETE ENGREPAGE M010 D52
 | ENGREPAGE M010 WALL CLOCK D52
 (Dim Ø52.5 | 8.7h)
 moq 1 | inner 1 | master 1



4. Cod 0181981
 OROLOGIO PARETE ENGREPAGE D60
 | ENGREPAGE WALL CLOCK D60
 (Dim Ø60 | 10.5h)
 moq 1 | inner 1 | master 1



5. Cod 0181975
 OROLOGIO PARETE ENGREPAGE
 GRIGIO D40 | ENGREPAGE GREY WALL
 CLOCK D40
 (Dim 40 | 6.7 | 50h)
 moq 1 | inner 1 | master 1



6. Cod 0181971
 OROLOGIO TAVOLO ENGREPAGE D28 |
 ENGREPAGE TABLE CLOCK D28
 (Dim 28 | 7.5 | 39h)
 moq 2 | inner 2 | master 2

1, 2, 3, 4, 5, 6. Acciaio e vetro. Funziona a batteria 3x1.5V AA non inclusa | steel and glass. It works with 3x1.5V AA battery not included.



Engrenage, Adamant
& Charles

1. Cod 0181970
OROLOGIO TAVOLO ENGRENAJE D26 |
ENGRENAJE TABLE CLOCK D26
(Dim 26 | 8 | 33.5h)
moq 2 | inner 2 | master 2



2. Cod 0181977
OROLOGIO PARETE ENGRENAJE M037
| ENGRENAJE M037 WALL CLOCK
(Dim Ø46.5 | 10.5h)
moq 1 | inner 1 | master 1



3. Cod 0181973
OROLOGIO PARETE ENGRENAJE
M039 D46 | ENGRENAJE M039 WALL
CLOCK D46
(Dim Ø46.5 | 11h)
moq 1 | inner 1 | master 1



4. Cod 0181980
OROLOGIO PARETE ENGRENAJE 49X49 |
ENGRENAJE WALL CLOCK 49X49
(Dim 49.5 | 7.5 | 49.5h)
moq 1 | inner 1 | master 1



Cod 0180701
OROLOGIO ADAMANT D91.5 | CLOCK
ADAMANT D91.5
(Dim Ø91.5 | 4.2)
moq 1 | inner 1 | master 1



Acciaio. Funziona con batteria
1xAA non include | steel. Works
with 1xAA battery not included

1, 2, 3, 4. Acciaio e vetro. Funziona a
batteria 3x1.5V AA non inclusa | steel and
glass. It works with 3x1.5V AA battery not
included.



5. Cod 0182225
OROLOGIO TAVOLO CHARLES
TELEFONO 065-3 | CHARLES PHONE
TABLE CLOCK 065-3
(Dim 26 | 9 | 24.5h)
moq 1 | inner 1 | master 6



6. Cod 0182223
OROLOGIO PARETE CHARLES
CARRUCOLA 398-1 | CHARLES PULLEY
WALL CLOCK 398-1
(Dim 23 | 9 | 53h)
moq 1 | inner 1 | master 8



7. Cod 0182224
OROLOGIO PARETE CHARLES
CARRUCOLA 399-1 | CHARLES
PULLEY WALL CLOCK 399-1
(Dim 33 | 7 | 60h)
moq 1 | inner 1 | master 6

5, 6, 7. Struttura in acciaio e vetro. Quadrante in MDF e carta. Funziona a batteria 1xAA 1.5V non inclusa. | Steel and glass frame. MDF an paper back board. It works by battery 1xAA 1.5V not included.

Charles



8. Cod 0182230
OROLOGIO PARETE CHARLES CIAK 059-1
| CHARLES CIAK WALL CLOCK 059-1
(Dim 33 | 5 | 34h)
moq 1 | inner 1 | master 8



9. Cod 0182231
OROLOGIO TAVOLO CHARLES CINEMA
078-1 | CHARLES CINEMA TABLE CLOCK
078-1
(Dim 39 | 8 | 38.5h)
moq 1 | inner 1 | master 6



10. Cod 0182232
OROLOGIO TAVOLO CHARLES CINEMA
259-1 | CHARLES CINEMA TABLE
CLOCK 259-1
(Dim 33 | 16 | 45h)
moq 1 | inner 1 | master 6



11. Cod 0182226
OROLOGIO TAVOLO CHARLES
MOTO 007-2 | CHARLES
MOTORCYCLE TABLE CLOCK
007-2
(Dim 32 | 10.5 | 18h)
moq 1 | inner 1 | master 10



12. Cod 0182227
OROLOGIO TAVOLO
CHARLES MOTO 006-2 |
CHARLES MOTORCYCLE
TABLE CLOCK 006-2
(Dim 39 | 12.5 | 16.5h)
moq 1 | inner 1 | master 8



13. Cod 0182228
OROLOGIO TAVOLO
CHARLES MOTO 139-2 |
CHARLES MOTORCYCLE
TABLE CLOCK 139-2
(Dim 39.5 | 14.54 | 23.5h)
moq 1 | inner 1 | master 6



14. Cod 0182234
OROLOGIO TAVOLO
CHARLES MOTO 180-1 |
CHARLES MOTORCYCLE
TABLE CLOCK 180-1
(Dim 45 | 13.5 | 28h)
moq 1 | inner 1 | master 4



15. Cod 0182293
OROLOGIO PARETE CHARLES MOTO 089-1
| CHARLES MOTO WALL CLOCK 089-1
(Dim 44 | 8 | 21h)
moq 1 | inner 1 | master 10



16. Cod 0182294
OROLOGIO PARETE CHARLES MOTO 090-1
| CHARLES MOTO WALL CLOCK 090-1
(Dim 45 | 7.5 | 21h)
moq 1 | inner 1 | master 10



17. Cod 0182235
OROLOGIO PARETE CHARLES
CARRUCOLA 334-1 | CHARLES PULLEY
WALL CLOCK 334-1
(Dim 34 | 9 | 52h)
moq 1 | inner 1 | master 4

8, 9, 10, 11, 12, 13, 14, 15, 16, 17. Struttura in acciaio e vetro. Quadrante in MDF e carta. Funziona a batteria 1xAA 1.5V non inclusa. | Steel and glass frame. MDF an paper back board. It works by battery 1xAA 1.5V not included.

Charles



1. Cod 0182302
 OROLOGIO TAVOLO CHARLES RADIUS 054-1 | CHARLES
 RADIUS TABLE CLOCK 054-1
 (Dim 20 | 10.5 | 49.5h)
 moq 1 | inner 1 | master 8



2. Cod 0182307
 OROLOGIO TAVOLO CHARLES RADIUS 199-1 | CHARLES
 RADIUS TABLE CLOCK 199-1
 (Dim 31 | 8.5 | 45.5h)
 moq 1 | inner 1 | master 10



3. Cod 0182238
 OROLOGIO PARETE CHARLES AEREO 129-1 | CHARLES WALL
 CLOCK PLANE 129-1
 (Dim 143 | 20 | 46h)
 moq 1 | inner 1 | master 1



4. Cod 0182290
 OROLOGIO TAVOLO CHARLES SPACE 005-1 | CHARLES
 SPACE TABLE CLOCK 005-1
 (Dim 39 | 25 | 26h)
 moq 1 | inner 1 | master 4



5. Cod 0182236
 OROLOGIO PARETE CHARLES C-APPENDINI 8G | CHARLES
 WALL CLOCK WITH 8 HOOKS
 (Dim 95 | 17.5 | 34h)
 moq 1 | inner 1 | master 2



6. Cod 0182237
 OROLOGIO PARETE CHARLES C-APPENDINI 9G | CHARLES
 WALL CLOCK WITH 9 HOOKS
 (Dim 129 | 22 | 40h)
 moq 1 | inner 1 | master 1



7. Cod 0182220
 OROLOGIO TAVOLO CHARLES AEREO
 154-6 | CHARLES AEREO TABLE CLOCK
 154-6
 (Dim 26.5 | 19.5 | 15h)
 moq 1 | inner 1 | master 8



8. Cod 0182221
 OROLOGIO TAVOLO CHARLES AEREO
 311-2 | CHARLES AEREO TABLE CLOCK
 311-2
 (Dim 36 | 19 | 16h)
 moq 1 | inner 1 | master 6



9. Cod 0182222
 OROLOGIO TAVOLO CHARLES AEREO
 150-3 | CHARLES AEREO TABLE
 CLOCK 150-3
 (Dim 28.5 | 22 | 17h)
 moq 1 | inner 1 | master 6

1, 2, 3, 4, 5, 6, 7, 8, 9. Struttura in acciaio e vetro. Quadrante in MDF e carta. Funziona a batteria 1xAA 1.5V non inclusa. | Steel and glass frame. MDF an paper back board. It works by battery 1xAA 1.5V not included.



10. Cod 0182298
 OROLOGIO PARETE CHARLES
 SYSTEM 120-1 | CHARLES
 SYSTEM WALL CLOCK 120-1
 (Dim 46 | 13 | 58h)
 moq 1 | inner 1 | master 3



11. Cod 0182299
 OROLOGIO PARETE CHARLES
 SYSTEM 059-1 | CHARLES
 SYSTEM WALL CLOCK 059-1
 (Dim 47.5 | 10.5 | 92h)
 moq 1 | inner 1 | master 2



12. Cod 0182296
 OROLOGIO PARETE
 CHARLES SYSTEM 118-1 |
 CHARLES SYSTEM WALL
 CLOCK 118-1
 (Dim 30 | 8.5 | 55.5h)
 moq 1 | inner 1 | master 4



13. Cod 0182297
 OROLOGIO PARETE
 CHARLES SYSTEM 119-1 |
 CHARLES SYSTEM WALL
 CLOCK 119-1
 (Dim 50 | 9 | 54h)
 moq 1 | inner 1 | master 4

10, 11, 12, 13. Struttura in acciaio e vetro. Quadrante in MDF e carta. Funziona a batteria 1xAA 1.5V non inclusa. | Steel and glass frame. MDF an paper back board. It works by battery 1xAA 1.5V not included.



Home decor

Intrecci

L'arte del manufatto

Intertwining
The art of the artifact



Islas



1. Cod 0184242
 VASSOIO ISLAS TO BIANCO ASS5 D30 | ISLAS ROUND WHITE TRAY ASST5 D30
 (Dim Ø30)
 moq 10 | inner 10 | master 10



2. Cod 0184247
 VASSOIO ISLAS TO BIANCO ASS5 D40 | ISLAS ROUND WHITE TRAY ASST5 D40
 (Dim Ø40)
 moq 10 | inner 10 | master 10



3. Cod 0184246
 VASSOIO ISLAS TO VERDE ASS5 D40 | ISLAS ROUND GREEN TRAY ASST5 D40
 (Dim Ø40)
 moq 10 | inner 10 | master 10



4. Cod 0184245
 VASSOIO ISLAS TO NERO ASS5 D40 | ISLAS ROUND BLACK TRAY ASST5 D40
 (Dim Ø40)
 moq 10 | inner 10 | master 10



1, 2, 3, 4, Materiale vegetale e carta. Vassoio anche con gancio a parete | seagrass and paper. Tray with wall hook



Islas, Priscilla, Alma & Celestial



1. Cod 0184252
VASSOIO ISLAS TO BIANCO ASS5 D50 | ISLAS ROUND WHITE TRAY ASST5 D50
(Dim Ø50)
moq 10 | inner 10 | master 10



2. Cod 0184251
VASSOIO ISLAS TO VERDE ASS5 D50 | ISLAS ROUND GREEN TRAY ASST5 D50
(Dim Ø50)
moq 10 | inner 10 | master 10



3. Cod 0184253
VASSOIO ISLAS TO MARRONE ASS5 D50 | ISLAS ROUND BROWN TRAY ASST5 D50
(Dim Ø50)
moq 10 | inner 10 | master 10



4. Cod 0184250
VASSOIO ISLAS TO NERO ASS5 D50 | ISLAS ROUND BLACK TRAY ASST5 D50
(Dim Ø50)
moq 10 | inner 10 | master 10



1, 2, 3, 4, Materiale vegetale e carta. Vassoio anche con gancio a parete | seagrass and paper. Tray with wall hook



5. Cod 0680490
CESTO DECO PRISCILLA NERO S | PRISCILLA BLACK DECO BASKET S
(Dim 36a | 36b | 45h)
moq 1 | inner 1 | master 1



6. Cod 0680492
CESTO DECO PRISCILLA NERO L | PRISCILLA BLACK DECO BASKET L
(Dim 43a | 46b | 48h)
moq 1 | inner 1 | master 1



7. Cod 0680491
CESTO DECO PRISCILLA BIANCO S | PRISCILLA WHITE DECO BASKET S
(Dim 36a | 36b | 45h)
moq 1 | inner 1 | master 1



8. Cod 0680493
CESTO DECO PRISCILLA BIANCO L | PRISCILLA WHITE DECO BASKET L
(Dim 43a | 46b | 48h)
moq 1 | inner 1 | master 1

5, 6, 7, 8, Struttura in bambù' con intreccio superiore in banana, manici in corda. | Bamboo frame with upper wicker in banana, rope handle.



9. Cod 0411056
SET3 CESTA C-COPERCHIO ALMA TO | SET3 ALMA ROUND BASKET W-LID
(Dim Ø17 | 15h;Ø23 | 17h;Ø28 | 19h)
moq 4 | inner 4 | master 8



10. Cod 0411057
SET3 CESTA ALMA RETT | SET3 ALMA RECT BASKET
(Dim 26 | 13 | 10h;29 | 16 | 12h;31 | 21 | 14h)
moq 4 | inner 4 | master 8



11. Cod 0411053
SET3 CESTA 2M ALMA SVAS | SET3 ALMA SHAPED BASKET 2HANDLES
(Dim Ø32 | 30h;Ø36 | 32h;Ø40 | 35h)
moq 2 | inner 2 | master 2



12. Cod 0411054
SET3 CESTA 2M ALMA BOMB | SET3 ALMA FAT BASKET 2HANDLES
(Dim Ø21/23 | 17h;Ø28/31 | 20h;Ø35/40 | 24h)
moq 2 | inner 2 | master 2



13. Cod 0411055
SET2 CESTA 2M ALMA TO | SET2 ALMA ROUND BASKET 2HANDLES
(Dim Ø18 | 23h;Ø25 | 27h)
moq 4 | inner 4 | master 4

9, 10, 11, 12, 13, Materiale vegetale e decorazioni in cotone 100% | seagrass and 100% cotton decorations



14. Cod 0411285
SET3 CESTA 2M CELESTIAL SVAS | SET3 CELESTIAL SHAPED BASKET 2HANDLES
(Dim 32 | 25 | 28h;36 | 29 | 31h;40 | 33 | 34h)
moq 3 | inner 3 | master 3



15. Cod 0411286
SET3 CESTA 2M CELESTIAL BOMB | SET3 CELESTIAL FAT BASKET 2HANDLES
(Dim 25 | 16 | 16h;30 | 22 | 20h;36 | 29 | 23h)
moq 3 | inner 3 | master 3



16. Cod 0411287
SET2 CESTA 2M CELESTIAL TO | SET2 CELESTIAL ROUND BASKET 2HANDLES
(Dim 19 | 12 | 22h;24 | 19 | 25h)
moq 3 | inner 3 | master 3

14, 15, 16, Cotone e materiale vegetale | cotton and seagrass

Thelma, Quiet & Flow



1. Cod 0411291
SET3 CESTA 2M THELMA VERDE SVAS | SET3 THELMA GREEN SHAPED BASKET 2HANDLES
(Dim 32 | 25 | 28h;36 | 29 | 31h;40 | 33 | 34h)
moq 3 | inner 3 | master 3



2. Cod 0411292
SET3 CESTA 2M THELMA VERDE BOMB | SET3 GREEN THELMA FAT BASKET 2HANDLES
(Dim 25 | 16 | 16h;30 | 22 | 20h;36 | 29 | 23h)
moq 3 | inner 3 | master 3



3. Cod 0411293
SET2 CESTA 2M THELMA VERDE TO | SET2 GREEN THELMA ROUND BASKET 2HANDLES
(Dim 19 | 12 | 22h;24 | 19 | 25h)
moq 3 | inner 3 | master 3



4. Cod 0411288
SET3 CESTA 2M THELMA MARRONE SVAS | SET3 BROWN THELMA SHAPED BASKET 2HANDLES
(Dim 32 | 25 | 28h;36 | 29 | 31h;40 | 33 | 34h)
moq 3 | inner 3 | master 3



5. Cod 0411289
SET3 CESTA 2M THELMA MARRONE BOMB | SET3 BROWN THELMA FAT BASKET 2HANDLES
(Dim 25 | 16 | 16h;30 | 22 | 20h;36 | 29 | 23h)
moq 3 | inner 3 | master 3



6. Cod 0411290
SET2 CESTA 2M THELMA MARRONE TO | SET2 BROWN THELMA ROUND BASKET 2HANDLES
(Dim 19 | 12 | 22h;24 | 19 | 25h)
moq 3 | inner 3 | master 3

1, 2, 3, 4, 5, 6, Mais, carta e cotone | maize, paper and cotton



7. Cod 0411294
CESTA 2M QUIET TO NATURALE-BIANCO | QUIET RO NATURAL-WHITE BASKET 2H
(Dim Ø38 | 46h)
moq 3 | inner 3 | master 6



8. Cod 0411295
CESTA 2M QUIET TO NATURALE-GRIGIO | QUIET RO NATURAL-GREY BASKET 2H
(Dim Ø38 | 46h)
moq 3 | inner 3 | master 6



9. Cod 0411297
SET2 CESTA FLOW 2M RETT NATURALE-BIANCO | SET2 FLOW RECT NAT-WHITE BASKET 2H
(Dim 33 | 23 | 29h;37 | 27 | 33h)
moq 2 | inner 2 | master 4



10. Cod 0411298
SET2 CESTA FLOW 2M RETT NATURALE-GRIGIO | SET2 FLOW RECT NAT-GREY BASKET 2H
(Dim 33 | 23 | 29h;37 | 27 | 33h)
moq 2 | inner 2 | master 4

7, 8, 9, 10, Cotone. Inner senza cartone | cotton. Inner without inner box

Pigment, Abode & Lisette



11. Cod 0411301
SET2 CESTA PIGMENT TO NATURALE-VERDE | SET2 PIGMENT RO NAT-GREEN BASKET
(Dim Ø30 | 26h;Ø33 | 29h)
moq 2 | inner 2 | master 4



12. Cod 0411303
SET3 CESTA ABODE TO NATURALE-BIANCO | SET3 ABODE RO NAT-WHITE BASKET
(Dim Ø27 | 23h;Ø30 | 28h;Ø38 | 34h)
moq 2 | inner 2 | master 6



13. Cod 0411304
SET3 CESTA ABODE TO NATURALE-VERDE | SET3 ABODE RO NAT-GREEN BASKET
(Dim Ø27 | 23h;Ø30 | 28h;Ø38 | 34h)
moq 2 | inner 2 | master 6

11, 12, 13, Cotone. Inner senza cartone | cotton. Inner without inner box



14. Cod 0411270
SET3 CESTA 2M LISETTE RETT MARRONE | SET3 LISETTE BROWN RECT BASKET 2H
(Dim 39 | 27 | 36h;48 | 34 | 39h;56 | 42 | 41h)
moq 1 | inner 1 | master 1



15. Cod 0411271
SET3 CESTA 2M LISETTE RETT VERDE | SET3 LISETTE GREEN RECT BASKET 2H
(Dim 39 | 27 | 36h;48 | 34 | 39h;56 | 42 | 41h)
moq 1 | inner 1 | master 1



16. Cod 0411264
SET3 CESTA 2M LISETTE TO MARRONE | SET3 LISETTE BROWN ROUND BASKET 2H
(Dim Ø31 | 36h;Ø41 | 39h;Ø48 | 41h)
moq 1 | inner 1 | master 1



17. Cod 0411265
SET3 CESTA 2M LISETTE TO VERDE | SET3 LISETTE GREEN ROUND BASKET 2H
(Dim Ø31 | 36h;Ø41 | 39h;Ø48 | 41h)
moq 1 | inner 1 | master 1



18. Cod 0411266
SET3 CESTA 2M LISETTE TO GRIGIO | SET3 LISETTE GREY ROUND BASKET 2H
(Dim Ø31 | 36h;Ø41 | 39h;Ø48 | 41h)
moq 1 | inner 1 | master 1

14, 15, 16, 17, 18, Legno d'abete | fir wood

Warna & Narra



1. Cod 0380090
CESTO BASSO WARNA | LOW BASKET
WARNA
(Dim 48 | 35 | 13)
moq 1 | inner 1 | master 1



2. Cod 0380091
CESTO WARNA | BASKET WARNA
(Dim 37 | 38 | 18)
moq 1 | inner 1 | master 1



3. Cod 0380092
SET2 CESTO C-RUOTE WARNA | SET2
BASKET W-WHEELS WARNA
(Dim 50 | 50 | 50/60;60 | 60 | 60/70)
moq 1 | inner 1 | master 1

1, 2, 3, Kubu bianco decapato | bleached white kubu



4. Cod 0380375
CESTO NARRA | NARRA
BASKET
(Dim 51 | 35 | 18h)
moq 5 | inner 1 | master 1



5. Cod 0380376
CESTO 1M NARRA | NARRA
BASKET 1-HAND.
(Dim 49 | 31 | 21h)
moq 2 | inner 1 | master 1



6. Cod 0380377
CESTO 2M NARRA OVALE
| NARRA OVAL BASKET
2-HAND.
(Dim 59 | 48 | 26h)
moq 2 | inner 1 | master 1



7. Cod 0380378
CESTO 2M NARRA SVAS
| NARRA FLARED BASKET
2-HAND.
(Dim 60 | 47 | 32h)
moq 2 | inner 1 | master 1



8. Cod 0380379
CESTO P.LEGNA NARRA | NARRA
WOOD BASKET
(Dim 54 | 40 | 32h)
moq 2 | inner 1 | master 1



9. Cod 0380380
SET2 CESTO P.LEGNA NARRA | NARRA
WOOD BASKET SET2
(Dim 51 | 28 | 21h;56 | 38 | 24h)
moq 1 | inner 1 | master 1



10. Cod 0380381
SET2 CESTO 2M NARRA S | NARRA
BASKET SET2 2-HAND. S
(Dim 43 | 30 | 34h;50 | 37 | 37h)
moq 1 | inner 1 | master 1

4, 5, 6, 7, 8, 9, 10, Rattan kubu. | Kubu rattan.



11. Cod 0380386
SET4 CESTO 2M NARRA TO | NARRA ROUND BASKET SET4
2-HAND.
(Dim Ø30 | 34h;Ø38 | 40h;Ø45 | 46h;Ø53 | 52h)
moq 1 | inner 1 | master 1



12. Cod 0380387
SET4 CESTO 2M NARRA QU | NARRA SQUARE BASKET SET4
2-HAND.
(Dim 28 | 28 | 36h;38 | 38 | 43h;48 | 48 | 50h;59 | 59 | 57h)
moq 1 | inner 1 | master 1



13. Cod 0380382
SET2 CESTO 2M NARRA M | NARRA BASKET
SET2 2-HAND. M
(Dim 58 | 38 | 37h;65 | 45 | 40h)
moq 1 | inner 1 | master 1



14. Cod 0380383
SET2 CESTO 2M NARRA L | NARRA
BASKET SET2 2-HAND. L
(Dim 62 | 37 | 39h;70 | 45 | 42h)
moq 1 | inner 1 | master 1



15. Cod 0380385
SET3 CESTO 2M NARRA QU | NARRA
SQUARE BASKET SET3 2-HAND.
(Dim 31 | 31 | 28h;38 | 38 | 31h;48 |
48 | 35h)
moq 1 | inner 1 | master 1

11, 12, 13, 14, 15, Rattan kubu. | Kubu rattan.



16. Cod 0380388
SET2 P.BIANCHERIA NARRA NAT. | NARRA NAT. LAUNDRY
BASKET SET2
(Dim Ø40 | 54h;Ø50 | 64h)
moq 1 | inner 1 | master 1



17. Cod 0380389
SET2 P.BIANCHERIA NARRA BIANCO | NARRA WHITE LAUNDRY
BASKET SET2
(Dim Ø40 | 54h;Ø50 | 64h)
moq 1 | inner 1 | master 1


16, 17, Struttura in rattan kubu. Tessuto interno in cotone. | Kubu rattan frame. Cotton lining.

Home decor

Piante

Il verde di tendenza

Plants
Trendy green





Cod 0172496
PIANTA CALLA C-VASO 15FOGLIE X3F H68 | CALLA PLANT
15LEAVES X3F H68 W-VASE
(Dim 68h)
moq 2 | inner 2 | master 2



Cod 0172497
PIANTA CALLA C-VASO 27FOGLIE X3F H100 | CALLA PLANT
27LEAVES X3F H100 W-VASE
(Dim 100h)
moq 2 | inner 2 | master 2



Cod 0172419
FOGLIA DIEFFENBACHIA VERDE H52CM
| DIEFFENBACHIA GREEN LEAF H52CM
(Dim 3 | 17,5 | 52h)
moq 24 | inner 12 | master 240



Cod 0172403
FOGLIA FILODENDRO H52CM |
PHILODENDRON LEAF H52CM
(Dim 3 | 23 | 52h)
moq 24 | inner 24 | master 240



Cod 0172404
FOGLIA FILODENDRO ZIGRINATO |
MILLED PHILODENDRON LEAF
(Dim 3 | 26 | 53h)
moq 12 | inner 12 | master 240



Cod 0172395
PIANTA CALADIO VARIEGATO
C-V 30F H45CM | CALADIO
VARIEG PLANT 30LEAVES H45
W-VASE
(Dim 30 | 30 | 45h)
moq 6 | inner 6 | master 12



Cod 0172394
PIANTA CALADIO VERDE
C-VASO 30FOGLIE H45 |
CALADIO GREEN PLANT
30LEAVES H45CM W-VAS
(Dim 30 | 30 | 45h)
moq 6 | inner 6 | master 12



Cod 0172397
PIANTA DIEFFENBACHIA
C-VASO 30FOGLIE H45 |
DIEFFENBACHIA PLANT
30LEAVES H45CM W-VAS
(Dim 30 | 30 | 45h)
moq 6 | inner 6 | master 12



Cod 0172390
PIANTA DIEFFENBACHIA
C-VASO 9F H60CM |
DIEFFENBACHIA PLANT
9LEAVES H60CM W-VASE
(Dim 60 | 60 | 60h)
moq 4 | inner 4 | master 4



Cod 0172384
PIANTA BAMBOO C-VASO H130CM |
H130CM BAMBOO PLANT W-POT
(Dim 60 | 60 | 130h)
moq 2 | inner 2 | master 4



Cod 0172385
PIANTA BAMBOO C-VASO H155CM |
H155CM BAMBOO PLANT W-POT
(Dim 70 | 70 | 155h)
moq 2 | inner 2 | master 4



Cod 0172386
PIANTA BAMBOO C-VASO H185CM |
H185CM BAMBOO PLANT W-POT
(Dim 70 | 70 | 185h)
moq 2 | inner 2 | master 2



Cod 0172562
PIANTA DIEFFENBACHIA C-VASO
7FOGLIE H78 | DIEFFENBACHIA PLANT
7LEAVES H78 W-VASE
(Dim Ø70 | 78h)
moq 4 | inner 4 | master 4



Cod 0172727
PIANTA DIEFFENBACHIA C-VASO 31FOGL
H120 | DIEFFENBACHIA PLANT W-VASE
31LEAVES H120
(Dim Ø90 | 120h)
moq 2 | inner 2 | master 4



Cod 0172561
PIANTA DIEFFENBACHIA C-V 10FOGLIE
H134 | DIEFFENBACHIA PLANT 10LEAVES
H134 W-VASE
(Dim Ø100 | 134h)
moq 2 | inner 2 | master 2



Cod 0172728
PIANTA DRACANEA C-VASO 24FOGLIE
H65 | DRACANEA PLANT W-VASE
24LEAVES H65
(Dim Ø40 | 65h)
moq 2 | inner 2 | master 4



Cod 0172431
PIANTA DRACANEA C-VASO 43FOGLIE
H88CM | DRACANEA PLANT 43LEAVES
H88CM W-VASE
(Dim 88h)
moq 2 | inner 2 | master 2



Cod 0172729
PIANTA DRACANEA C-VASO 65FOGLIE
H110 | DRACANEA PLANT W-VASE
65LEAVES H110
(Dim Ø80 | 110h)
moq 2 | inner 2 | master 4





Cod 0172638
PIANTA FICUS LYRATA C-VASO 32FOGLIE
H100 | FICUS LYRATA PLANT W-VASE
32LEAVES H100
(Dim 100h)
moq 4 | inner 4 | master 4



Cod 0172637
PIANTA FICUS LYRATA C-VASO 153FOGL
H190 | FICUS LYRATA PLANT W-VASE
153LEAVES H190
(Dim 190h)
moq 1 | inner 1 | master 1



Cod 0172636
PIANTA FICUS VARIEGATO C-VASO
X760F H120 | VARIEGATED FICUS
PLANT W-VASE X760F H120
(Dim 120h)
moq 2 | inner 2 | master 2



Cod 0172389
PIANTA FILODENDRO
C-VASO 8FOGLIE H60CM
| PHILODENDRON PLANT
8LEAVES H60CM W-VASE
(Dim 60 | 60 | 60h)
moq 4 | inner 4 | master 8



Cod 0172388
PIANTA FILODENDRO
C-VASO 24FOGLIE H65CM
| PHILODENDRON PLANT
24LEAVES H65CM W-VASE
(Dim 60 | 60 | 65h)
moq 2 | inner 2 | master 2



Cod 0172434
PIANTA FILODENDRO
ZIGRINATO C-V 12F H90 |
MILLED PHILODENDRON
PLANT W-V 12F H90
(Dim 90h)
moq 2 | inner 2 | master 2



Cod 0172387
PIANTA FILODENDRO
C-VASO 23FOGLIE H120CM
| PHILODENDRON PLANT
23LEAVES H120 W-VASE
(Dim 60 | 60 | 120h)
moq 2 | inner 2 | master 4



Cod 0172479
PIANTA ZAMIIFOLIA C-VASO 114FOGLIE
H64 | ZAMIIFOLIA PLANT 114LEAVES
W-VASE H64
(Dim Ø66 | 64h)
moq 4 | inner 4 | master 4



Cod 0172481
PIANTA STERLITZIA C-V 25FOGLIE X3F
H150 | STERLITZIA PLANT 30LEAVES-
3FLOW W-V H150
(Dim 70 | 70 | 150h)
moq 2 | inner 2 | master 2



Cod 0172433
PIANTA RUSCACEAE C-VASO 28FOGLIE
H90CM | RUSCACEAE PLANT 28LEAVES
H90CM W-VASE
(Dim 90h)
moq 2 | inner 2 | master 2



Cod 0172400
PIANTA FELCE C-VASO 24FOGLIE H45CM
| FERN PLANT 24LEAVES H45CM W-VASE
(Dim 40 | 40 | 45h)
moq 2 | inner 2 | master 4



Cod 0172498
PIANTA FELCE C-VASO 75FOGLIE |
FERN PLANT 75LEAVES W-VASE
(Dim 108h)
moq 2 | inner 2 | master 2



Cod 0172630
PIANTA AGAVE C-VASO 25FOGLIE H60
| AGAVE PLANT W-VASE 25LEAVES H60
(Dim 60h)
moq 2 | inner 2 | master 2



Cod 0172470
PIANTA BANANO C-VASO 7FOGLIE |
BANANO PLANT 7LEAVES W-VASE
(Dim Ø95 | 113h)
moq 4 | inner 2 | master 2



Cod 0172471
PIANTA BANANO C-VASO 14FOGLIE |
BANANO PLANT 14LEAVES W-VASE
(Dim 135h)
moq 2 | inner 2 | master 2



Cod 0172429
PIANTA BANANO C-VASO 16FOGLIE |
BANANO PLANT 16LEAVES W-VASE
(Dim 170h)
moq 2 | inner 2 | master 2



Cod 0172499
PIANTA KENZIA C-VASO 18FOGLIE |
KENZIA PLANT 18LEAVES W-VASE
(Dim 72h)
moq 4 | inner 4 | master 4



Cod 0172472
PIANTA KENZIA C-VASO 15FOGLIE |
KENZIA PLANT 15LEAVES W-VASE
(Dim 140h)
moq 2 | inner 2 | master 2



Cod 0172473
PIANTA KENZIA C-VASO 17FOGLIE |
KENZIA PLANT 17LEAVES W-VASE
(Dim 160h)
moq 2 | inner 2 | master 2



Cod 0172619
PIANTA PALMA CYCAS C-VASO 28FOGLIE H120 | CYCAS
PLANT 28LEAVES H120CM W-VASE
(Dim 120h)
moq 1 | inner 1 | master 1



Cod 0172628
PIANTA PALMA C-VASO 36FOGLIE 2TR H150 | PALMA PLANT
W-VASE 36LEAVES 2TR H150
(Dim 150h)
moq 2 | inner 2 | master 2



Cod 0172616
PIANTA LIMONE C-VASO 198FOGLIE H120
| LEMON PLANT 198LEAVES H120CM
W-VASE
(Dim 120h)
moq 2 | inner 2 | master 2



Cod 0172613
PIANTA ULIVO C-VASO 492FOGLIE H120
| OLIVE PLANT 492LEAVES H120CM
W-VASE
(Dim 120h)
moq 2 | inner 2 | master 2



Cod 0172614
PIANTA ULIVO C-VASO 984FOGLIE H156
| OLIVE PLANT 984LEAVES H156CM
W-VASE
(Dim 156h)
moq 1 | inner 1 | master 1



Cod 0172480
PIANTA PALMA CYCAS C-VASO
30FOGLIE H100 | PALMA CYCAS PLANT
30LEAVES W-VASE H100
(Dim 80 | 80 | 100h)
moq 2 | inner 2 | master 2



Cod 0172725
PIANTA PALMA C-VASO 18FOGLIE H210 |
PALMA PLANT 18LEAVES W-VASE H210
(Dim 210h)
moq 1 | inner 1 | master 1



Cod 0172726
PIANTA PALMA C-VASO 21FOGLIE H300
| PALMA PLANT 21LEAVES W-VASE
H300
(Dim 300h)
moq 1 | inner 1 | master 1



Cod 0172476
PIANTA DESERTO PAGLIA
C-VASO X4F H90 | DESERTO
STRAW PLANT X4F H90CM
W-VASE
(Dim 90h)
moq 6 | inner 6 | master 6



Cod 0172477
PIANTA DESERTO PAGLIA
C-VASO X7F H120 | DESERTO
STRAW PLANT X7F H120CM
W-VASE
(Dim 120h)
moq 4 | inner 4 | master 4



Cod 0172474
PIANTA DESERTO VERDE
C-VASO X7F H90 | DESERTO
GREEN PLANT X7F H90CM
W-VASE
(Dim 90h)
moq 6 | inner 6 | master 6



Cod 0172475
PIANTA DESERTO VERDE
C-VASO X9F H120 | DESERTO
GREEN PLANT X9F H120CM
W-VASE
(Dim 120h)
moq 4 | inner 4 | master 4

Home decor

Decorazioni e coprivasi

Lo stile della qualità

Decorations and Pot cover
The style of quality



Pattaya
& Chess

1. Cod 0790656
DECORAZIONE PATTAYA TESTA BUDDHA BIANCO | PATTAYA
WHITE BUDDHA HEAD DECORATION
(Dim 22,5a | 21b | 35,5h)
moq 4 | inner 4 | master 4



2. Cod 0790657
DECORAZIONE PATTAYA TESTA BUDDHA ANTRAC | PATTAYA
ANTR BUDDHA HEAD DECORATION
(Dim 22,5a | 21b | 35,5h)
moq 4 | inner 4 | master 4



3. Cod 0790650
DECORAZIONE CHESS RE-REGINA BIANCO ASS2 | CHESS
KING-QUEEN WHITE DECORATION ASST2
(Dim Ø16,5a | 38,5h; Ø16,5a | 40,5h)
moq 6 | inner 6 | master 6



4. Cod 0790651
DECORAZIONE CHESS RE-REGINA ANTR ASS2 | CHESS
KING-QUEEN ANTR DECORATION ASST2
(Dim Ø16,5a | 38,5h; Ø16,5a | 40,5h)
moq 6 | inner 6 | master 6



5. Cod 0790652
DECORAZIONE CHESS
PEDONE BIANCO | CHESS
WHITE PAWN DECORATION
(Dim Ø16a | 36h)
moq 6 | inner 6 | master 6



6. Cod 0790653
DECORAZIONE CHESS
PEDONE ANTRACITE |
CHESS ANTHRACITE PAWN
DECORATION
(Dim Ø16a | 36h)
moq 6 | inner 6 | master 6



7. Cod 0790654
DECORAZIONE CHESS
3FIGURE BIANCO ASS3 |
CHESS 3FIGURES WHITE
DECORATION ASST3
(Dim Ø16,5a | 36h; Ø16a |
36h; Ø16a | 36h)
moq 6 | inner 6 | master 6



8. Cod 0790655
DECORAZIONE CHESS
3FIGURE ANTRACITE ASS3
| CHESS 3FIGURES ANTHR
DECORATION ASST3
(Dim Ø16,5a | 36h; Ø16a |
36h; Ø16a | 36h)
moq 6 | inner 6 | master 6

1, 2, 3, 4, 5, 6, 7, 8, Fibra di vetro e argilla colorata. Da esterno. | Fiber glass and coloured clay. For outdoor.

Cement
& Graffiti

9. Cod 0790503
P.VASO CEMENT CLASSICO SABBIA H38
| CLASSIC SAND CEMENT VASE HOLDER
H38
(Dim ø37a | 38h)
moq 1 | inner 1 | master 81



10. Cod 0790565
SET2 P.VASO CEMENT TO ALTO SABBIA
| SET2 SAND HIGH ROUND CEMENT
VASE HOLDER
(Dim 32a | 32b | 62h/ 42a | 42b |
78h/)
moq 1 | inner 1 | master 1



11. Cod 0790566
SET2 P.VASO CEMENT TO BASSO SABBIA
| SET2 SAND SMALL ROUND CEMENT
VASE HOLDER
(Dim 32,5a | 32,5b | 27,5h/ 40a | 40b
| 33h/)
moq 1 | inner 1 | master 1



12. Cod 0790554
P.VASO CEMENT CLASSICO GRIGIO H38 |
CLASSIC GREY CEMENT VASE HOLDER H38
(Dim Ø37a | 38h)
moq 1 | inner 1 | master 81



13. Cod 0790560
SET2 P.VASO CEMENT TO ALTO GRIGIO
| SET2 GREY ROUND HIGH CEMENT
VASE HOLDER
(Dim 32a | 32b | 62h/ 42a | 42b |
78h/)
moq 1 | inner 1 | master 1



14. Cod 0790561
SET2 P.VASO CEMENT TO BASSO GRIGIO
| SET2 GREY ROUND SMALL CEMENT
VASE HOLDER
(Dim Ø32,5a | 27,5h/ Ø40a | 33h)
moq 1 | inner 1 | master 1



15. Cod 0790575
SET2 P.VASO GRAFFITI CIOTOLA BIANCO
| SET2 GRAFFITI WHITE BOWL VASE
HOLDER
(Dim Ø42,5a | 21h/ Ø53,5 | 25,5h)
moq 1 | inner 1 | master 1



16. Cod 0790577
SET2 P.VASO GRAFFITI BOMB BIANCO
| SET2 GRAFFITI WHITE FAT VASE
HOLDER
(Dim Ø34,5a | 39h/ Ø46,5a | 51,5h)
moq 1 | inner 1 | master 1



17. Cod 0790578
SET3 P.VASO GRAFFITI TO BIANCO ALTO
| SET3 GRAFFITI WHITE RO HIGH VASE
HOLDER
(Dim Ø30a | 50,5h/ Ø40a | 56,5h/
Ø49,5a | 69,5h)
moq 1 | inner 1 | master 1

9, 10, 11, 12, 13, 14, 15, 16, 17, Fibra di vetro e argilla colorata. Foro con tappo sul fondo. Da esterno. | Fiber glass and coloured clay, hole with cap, for outdoor.

Tressage

**1. Cod 0790645**

SET3 P.VASO TRESSAGE TO TERRACOTTA | SET3 TRESSAGE RO
TERRACOTTA VASE HOLDER
(Dim Ø24a | 16h;Ø34,5a | 24h;Ø50a | 36h)
moq 1 | inner 1 | master 1

**2. Cod 0790646**

SET3 P.VASO TRESSAGE TO BIANCO | SET3 TRESSAGE ROUND
WHITE VASE HOLDER
(Dim Ø24a | 16h;Ø34,5a | 24h;Ø50a | 36h)
moq 1 | inner 1 | master 1

**3. Cod 0790643**

SET4 P.VASO TRESSAGE CIL BIANCO |
SET4 TRESSAGE CYL WHITE VASE HOLDER
(Dim Ø24a | 24h;Ø30a | 30h;Ø36a |
36h;Ø43a | 43h)
moq 1 | inner 1 | master 1

**4. Cod 0790644**

SET4 P.VASO TRESSAGE CIL
ANTRACITE | SET4 TRESSAGE CYL
ANTHRACITE VASE HOLDER
(Dim Ø24a | 24h;Ø30a | 30h;Ø36a |
36h;Ø43a | 43h)
moq 1 | inner 1 | master 1

**5. Cod 0790642**

SET4 P.VASO TRESSAGE CIL
TERRACOTTA | SET4 TRESSAGE CYL
TERRACOTTA VASE HOLDER
(Dim Ø24a | 24h;Ø30a | 30h;Ø36a |
36h;Ø43a | 43h)
moq 1 | inner 1 | master 1

1, 2, 3, 4, 5, Fibra di vetro e argilla colorata. Foro con tappo sul fondo. Da esterno. | Fiber glass and coloured clay, hole with cap, for outdoor.



Home decor

Quadri e stampe

Colori e forme di tendenza

Paintings and prints
Trendy colors and shapes




Texture



1. Cod 0240681
DIPINTO TEXTURE 031A D90 | TEXTURE
031A PAINTING D90
(Dim Ø90 | 2,4)
moq 1 | inner 1 | master 1



2. Cod 0240682
DIPINTO TEXTURE 891A D90 | TEXTURE
891A PAINTING D90
(Dim Ø90 | 2,4)
moq 1 | inner 1 | master 1



3. Cod 0240683
DIPINTO TEXTURE 660A 50X100 | TEXTURE
660A PAINTING 50X100
(Dim 50 | 2,8 | 100h)
moq 1 | inner 1 | master 1



4. Cod 0240684
DIPINTO TEXTURE 895A 80X100 | TEXTURE
895A PAINTING 80X100
(Dim 80 | 2,8 | 100h)
moq 1 | inner 1 | master 1



5. Cod 0240686
DIPINTO TEXTURE 894A 80X100 |
TEXTURE 894A PAINTING 80X100
(Dim 80 | 2,8 | 100h)
moq 1 | inner 1 | master 1



6. Cod 0240688
DIPINTO TEXTURE 998A 90X120 | TEXTURE
998A PAINTING 90X120
(Dim 90 | 2,8 | 120h)
moq 1 | inner 1 | master 1



7. Cod 0240691
DIPINTO TEXTURE 664A 100X100 |
TEXTURE 664A PAINTING 100X100
(Dim 100 | 2,8 | 100h)
moq 1 | inner 1 | master 1



8. Cod 0240692
DIPINTO TEXTURE 008A 140X70 |
TEXTURE 008A PAINTING 140X70
(Dim 140 | 2,8 | 70h)
moq 1 | inner 1 | master 1

1, 2, 3, 4, 5, 6, 7, 8, Legno di pino, dipinto olio su tela | Pine wood, canvas oil painting



Refined, Lines & Sketch



1. Cod 0240743
QUADRO C-C REFINED 002 30X40 |
REFINED 002 PAINTING W-F 30X40
(Dim 30 | 3 | 40h)
moq 2 | inner 1 | master 1



2. Cod 0240744
QUADRO C-C REFINED 214 30X40 |
REFINED 214 PAINTING W-F 30X40
(Dim 30 | 3 | 40h)
moq 2 | inner 1 | master 1



3. Cod 0240751
SET2 QUADRO C-C REFINED 30X40 |
SET2 REFINED PAINTING W-F 30X40
(Dim 30 | 2 | 40h (| 2))
moq 2 | inner 1 | master 1



4. Cod 0241111
DIPINTO C-C LINES 992 40X50 | LINES
992 PAINTING W-F 40X50
(Dim 40 | 3,2 | 50h)
moq 2 | inner 2 | master 6



5. Cod 0240746
QUADRO C-C REFINED 198 40X60 |
REFINED 198 PAINTING W-F 40X60
(Dim 40 | 3 | 60h)
moq 1 | inner 1 | master 1



6. Cod 0240749
QUADRO C-C REFINED 813 50X70 |
REFINED 813 PAINTING W-F 50X70
(Dim 50 | 3 | 70h)
moq 1 | inner 1 | master 1



7. Cod 0241113
QUADRO C-C SKETCH 994 61X61 |
SKETCH 994 PAINTING W-F 61X61
(Dim 61 | 2,6 | 61h)
moq 1 | inner 1 | master 6



8. Cod 0241114
QUADRO C-C SKETCH 995 61X61 |
SKETCH 995 PAINTING W-F 61X61
(Dim 61 | 2,6 | 61h)
moq 1 | inner 1 | master 6

7, 8. Struttura in MDF. Stampa su carta. Con vetro. Cornice in plastica. | MDF structure. Print on paper. With glass. Plastic frame.

5, 6. Stampa su carta, vetro, MDF e cornice in MDF | print on paper, glass, MDF and frame in MDF

1, 2, 3, 4. Stampa su tela. Struttura in legno di pino. Cornice in plastica. | Canvas print. Pine wood structure. Plastic frame.



Sketch & Evidence



1. Cod 0241115
DIPINTO C-C SKETCH 950 50X50 | SKETCH
950 PAINTING W-F 50X50
(Dim 50 | 3,2 | 50h)
moq 2 | inner 2 | master 6



2. Cod 0241116
DIPINTO C-C SKETCH 951 50X50 | SKETCH
951 PAINTING W-F 50X50
(Dim 50 | 3,2 | 50h)
moq 2 | inner 2 | master 6



Cod 0241117
DIPINTO C-C SKETCH 997 50X70 |
SKETCH 997 PAINTING W-F 50X70
(Dim 50 | 3,2 | 70h)
moq 1 | inner 1 | master 6

1, 2, Stampa su tela con applicazioni fogli dorati. Struttura in legno di pino. Cornice in plastica. | Canvas print with gold foil. Pine wood structure. Plastic frame.

Stampa su tela. Struttura in legno di pino. Cornice in plastica. | Canvas print. Pine wood structure. Plastic frame.



3. Cod 0240878
QUADRO C-C EVIDENCE 104 43X43 | EVIDENCE 104 PAINTING
W-F 43X43
(Dim 43 | 3,2 | 43h)
moq 2 | inner 2 | master 6



4. Cod 0240879
QUADRO C-C EVIDENCE 105 43X43 | EVIDENCE 105 PAINTING
W-F 43X43
(Dim 43 | 3,2 | 43h)
moq 2 | inner 2 | master 6

3, 4, Struttura in MDF. Stampa su carta. Con vetro. Cornice in plastica. | MDF structure. Print on paper. With glass. Plastic frame.



5. Cod 0240880
QUADRO C-C EVIDENCE 106 49X49 | EVIDENCE 106 PAINTING
W-F 49X49
(Dim 49 | 3,2 | 49h)
moq 2 | inner 2 | master 6



6. Cod 0240881
QUADRO C-C EVIDENCE 107 49X49 | EVIDENCE 107
PAINTING W-F 49X49
(Dim 49 | 3,2 | 49h)
moq 2 | inner 2 | master 6

5, 6, Struttura in MDF. Stampa su carta. Con vetro. Cornice in plastica. | MDF structure. Print on paper. With glass. Plastic frame.

Plexy & Bold



7. Cod 0245208
DIPINTO PLEXY 195 110X70 | PLEXY PAINTING 195 110X70
(Dim 110 | 4 | 70h)
moq 1 | inner 1 | master 1
D1



8. Cod 0245209
DIPINTO PLEXY 426 120X90 | PLEXY PAINTING 426 120X90
(Dim 120 | 4 | 90h)
moq 1 | inner 1 | master 1
D1



9. Cod 0245210
DIPINTO PLEXY 220 90X120 | PLEXY PAINTING 220 90X120
(Dim 90 | 4 | 120h)
moq 1 | inner 1 | master 1
D1



Cod 0240732
QUADRO C-C BOLD 906 82X122 | BOLD 906 PAINTING
W-FRAME 82X122
(Dim 82,6 | 4,3 | 122,6h)
moq 1 | inner 1 | master 1

7, 8, 9, Stampa su plexiglass, vetro temperato spessore 4 mm | print on plexiglass, tempered glass thickness 4 mm

Stampa su tela con applicazioni ad olio e fogli dorati. MDF. | Canvas print with oil decoration and gold foil, MDF.

Evidence, High Glossy,
Gallery & Plexy

1. Cod 0240882
QUADRO C-C EVIDENCE
130 40X50 | EVIDENCE 130
PAINTING W-F 40X50
(Dim 40 | 3.2 | 50h)
moq 2 | inner 2 | master 6



2. Cod 0240883
QUADRO C-C EVIDENCE
127 40X50 | EVIDENCE 127
PAINTING W-F 40X50
(Dim 40 | 3.2 | 50h)
moq 2 | inner 2 | master 6



3. Cod 0240884
QUADRO C-C EVIDENCE
125 40X50 | EVIDENCE 125
PAINTING W-F 40X50
(Dim 40 | 3.2 | 50h)
moq 2 | inner 2 | master 6



4. Cod 0240885
QUADRO C-C EVIDENCE
123 40X50 | EVIDENCE 123
PAINTING W-F 40X50
(Dim 40 | 3.2 | 50h)
moq 2 | inner 2 | master 6

1, 2, 3, 4. Struttura in MDF. Stampa su carta. Con vetro. Cornice in plastica. | MDF structure. Print on paper. With glass. Plastic frame.



5. Cod 0240670
QUADRO C-C HIGH GLOSSY 940 120X90
| HIGH GLOSSY 940 PAINTING W-F
120X90
(Dim 120 | 3.2 | 90h)
moq 1 | inner 1 | master 2




6. Cod 0240671
QUADRO C-C HIGH GLOSSY 939
60X80 | HIGH GLOSSY 939 PAINTING
W-F 60X80
(Dim 60 | 3.2 | 80h)
moq 1 | inner 1 | master 4




7. Cod 0240672
QUADRO C-C HIGH GLOSSY 938 60X80 |
HIGH GLOSSY 938 PAINTING W-F 60X80
(Dim 60 | 3.2 | 80h)
moq 1 | inner 1 | master 4

5, 6, 7. Struttura in MDF. Stampa su carta con applicazioni fogli dorati. Cornice in plastica. | MDF structure. Print on paper with gold foil. Plastic frame.



8. Cod 0240979
DIPINTO C-C GALLERY 119 60X80 | GALLERY 119
PAINTING W-F 60X80
(Dim 60 | 3.2 | 80h)
moq 1 | inner 1 | master 4



9. Cod 0240980
DIPINTO C-C GALLERY 120 60X80 | GALLERY 120 PAINTING W-F
60X80
(Dim 60 | 3.2 | 80h)
moq 1 | inner 1 | master 4

8, 9. Stampa su tela. Struttura in legno di pino. Cornice in plastica. | Canvas print. Pine wood structure. Plastic frame.



10. Cod 0240679
QUADRO C-C HIGH GLOSSY 989 90X90 | HIGH GLOSSY 989
PAINTING W-F 90X90
(Dim 90 | 3.2 | 90h)
moq 1 | inner 1 | master 2



11. Cod 0240680
QUADRO C-C HIGH GLOSSY 990 70X100 | HIGH GLOSSY 990
PAINTING W-F 70X100
(Dim 70 | 3.2 | 100h)
moq 1 | inner 1 | master 2

10, 11. Struttura in MDF. Stampa su carta con applicazioni fogli dorati. Cornice in plastica. | MDF structure. Print on paper with gold foil. Plastic frame.



12. Cod 0245201
DIPINTO PLEXY 229 100X70 | PLEXY PAINTING
229 100X70
(Dim 100 | 4 | 70h)
moq 1 | inner 1 | master 1
D1



13. Cod 0245202
DIPINTO PLEXY 438 120X80 | PLEXY
PAINTING 438 120X80
(Dim 120 | 4 | 80h)
moq 1 | inner 1 | master 1
D1



14. Cod 0245204
DIPINTO PLEXY 351 120X80 | PLEXY PAINTING
351 120X80
(Dim 120 | 4 | 80h)
moq 1 | inner 1 | master 1
D1

12, 13, 14. Stampa su plexiglass, vetro temperato spessore 4 mm | print on plexiglass, tempered glass thickness 4 mm

Talent, Brave
& Bold

Cod 0245163
DIPINTO TALENT 176 140X70 | TALENT
PAINTING 176 140X70
(Dim 140 | 3.5 | 70h)
moq 1 | inner 1 | master 1



Cod 0240582
QUADRO C-C BRAVE 13897 67X94 | BRAVE
PAINTING 13897 67X94 W-FRAME
(Dim 94.5 | 4.3 | 67h)
moq 1 | inner 1 | master 1




Cod 0240598
QUADRO C-C BOLD 16133 67X94 | BOLD
PAINTING 16133 67X94 W-FRAME
(Dim 67 | 4.3 | 94.5h)
moq 1 | inner 1 | master 1

Stampa su tela. Struttura in legno
di abete. | Canvas print. Fir wood
frame.

Stampa finitura lucida. Struttura in legno
di pino. Cornice in plastica. | Print, shiny
finishing. Pine wood structure. Plastic frame.

Stampa su tela con applicazioni fogli
dorati, struttura in legno di pino. Cornice in
plastica. | Canvas print with gold foil, pine
wood structure. Plastic frame.



1. Cod 0240706
QUADRO C-C BOLD 22615 82X122 | BOLD
22615 PAINTING WITH FRAME 82X122
(Dim 82.6 | 4.3 | 122.6h)
moq 1 | inner 1 | master 1



2. Cod 0240707
QUADRO C-C BOLD 22613 82X122 | BOLD
22613 PAINTING WITH FRAME 82X122
(Dim 82.6 | 4.3 | 122.6h)
moq 1 | inner 1 | master 1



3. Cod 0240723
QUADRO C-C BOLD 31106 62X92 | BOLD
31106 PAINTING W-FRAME 62X92
(Dim 62.6 | 4.3 | 92.6)
moq 1 | inner 1 | master 1

1, 2, 3, Stampa su tela con applicazioni fogli dorati, MDF. | Oil paint on canvas with gold foil, MDF.



Gallery, Village,
Talent & Crown

Cod 0240974
SET3 DIPINTO C-C GALLERY 864 40X80 | SET3 GALLERY 864
PAINTING W-F 40X80
(Dim 40 | 3,2 | 80h | | 3)
moq 1 | inner 1 | master 1

Stampa su tela. Struttura in legno di pino. Cornice in plastica.
| Canvas print. Pine wood structure. Plastic frame.

Cod 0240520
DIPINTO VILLAGE WD10966A 120X90 | PAINTING VILLAGE
WD10966A 120X90
(Dim 120 | 90 | 2,8)
moq 1 | inner 1 | master 1

Legno di abete, dipinto olio su tela. | Spruce wood, oil
painting on canvas.

Bold
& Crown

1. Cod 0240739
QUADRO C-C BOLD 839 62X92 | BOLD 839 PAINTING W-FRAME
62X92
(Dim 62,6 | 4,3 | 92,6h)
moq 1 | inner 1 | master 1

1, 2. Stampa su tela con applicazioni ad olio e fogli dorati, MDF. | Canvas print with oil decoration and gold foil, MDF.

2. Cod 0240742
QUADRO C-C BOLD 861 82X122 | BOLD 861
PAINTING W-FRAME 82X122
(Dim 122,6 | 4,3 | 82,6h)
moq 1 | inner 1 | master 1



Cod 0245160
DIPINTO TALENT 77J 90X120 | TALENT
PAINTING 77J 90X120
(Dim 90 | 3,5 | 120h)
moq 1 | inner 1 | master 1

Stampa su tela. Struttura in legno di
abete. | Canvas print. Fir wood frame.

Cod 0240870
DIPINTO OLIO CROWN 20846-4 140X180 |
CROWN 20846-4 OIL PAINTING 140X180
(Dim 140 | 3,5 | 180)
moq 1 | inner 1 | master 1

Dipinto olio a mano su tela con
applicazioni fogli dorati, legno di pino.
| Hand oil painting on canvas with gold
foil, pine wood.

Cod 0240854
DIPINTO OLIO CROWN T781-3
150X200 | CROWN T781-3 OIL
PAINTING 150X200
(Dim 150 | 3,5 | 200)
moq 1 | inner 1 | master 1

Dipinto su tela, legno di abete. |
Painting on canvas, fir wood.

Cod 0240852
DIPINTO OLIO C-C CROWN T769-1 72.5X152.5 | CROWN T769-1
OIL PAINTING W-F 72.5X152.5
(Dim 72,5 | 4,5 | 152,5)
moq 1 | inner 1 | master 1

Dipinto su tela, struttura in legno di abete. Cornice in plastica. |
Painting on canvas, fir wood structure. Plastic frame.

Cod 0240853
DIPINTO OLIO CROWN T781-1 150X200 | CROWN T781-1
OIL PAINTING 150X200
(Dim 150 | 3,5 | 200)
moq 1 | inner 1 | master 1

Dipinto su tela, legno di abete. | Painting on canvas, fir
wood.

Crown, Gallery
& Talent

1. Cod 0240863
DIPINTO OLIO C-C CROWN P2379-1 82.5X82.5 | CROWN P2379-1
OIL PAINTING W-F 82.5X82.5
(Dim 82.5 | 4.5 | 82.5)
moq 1 | inner 1 | master 1



2. Cod 0240864
DIPINTO OLIO C-C CROWN P2379-4 82.5X82.5 | CROWN
P2379-4 OIL PAINTING W-F 82.5X82.5
(Dim 82.5 | 4.5 | 82.5)
moq 1 | inner 1 | master 1

1, 2, Stampa dipinta a mano su tela, struttura in legno di pino. Cornice in plastica. | Handpainting on canvas, pine wood structure. Plastic frame.



3. Cod 0240969
DIPINTO C-C GALLERY 039 60X80 | GALLERY
039 PAINTING W-F 60X80
(Dim 60 | 3.2 | 80h)
moq 1 | inner 1 | master 4



4. Cod 0240970
DIPINTO C-C GALLERY 040 60X80 | GALLERY
040 PAINTING W-F 60X80
(Dim 60 | 3.2 | 80h)
moq 1 | inner 1 | master 4

3, 4, Stampa su tela. Struttura in legno di pino. Cornice in plastica. | Canvas print. Pine wood structure. Plastic frame.



Cod 0240971
DIPINTO C-C GALLERY 023 | GALLERY 023 PAINTING W-F
(Dim 90 | 3.2 | 120h)
moq 1 | inner 1 | master 2



Cod 0245164
DIPINTO TALENT 011 140X70 | TALENT PAINTING 011 140X70
(Dim 140 | 3.5 | 70h)
moq 1 | inner 1 | master 1

Stampa su tela. Struttura in legno di pino. Cornice in plastica. | Canvas print. Pine wood structure. Plastic frame.

Stampa su tela. Struttura in legno di abete. | Canvas print. Fir wood frame.

Bold



5. Cod 0240708
QUADRO C-C BOLD 22817 82X122 |
BOLD 22817 PAINTING WITH FRAME
82X122
(Dim 82.6 | 4.3 | 122.6h)
moq 1 | inner 1 | master 1



6. Cod 0240733
QUADRO C-C BOLD 743 62X92 | BOLD 743
PAINTING W-FRAME 62X92
(Dim 62.6 | 4.3 | 92.6h)
moq 1 | inner 1 | master 1




7. Cod 0240737
QUADRO C-C BOLD 585 62X92 | BOLD
585 PAINTING W-FRAME 62X92
(Dim 62.6 | 4.3 | 92.6h)
moq 1 | inner 1 | master 1

5, 6, 7, Stampa su tela con applicazioni ad olio e fogli dorati, MDF. | Canvas print with oil decoration and gold foil, MDF.



8. Cod 0240719
QUADRO C-C BOLD 25403 102X142 | BOLD
25403 PAINTING W-FRAME 102X142
(Dim 102.6 | 4.3 | 142.6)
moq 1 | inner 1 | master 1



9. Cod 0240718
QUADRO C-C BOLD 25450 102X142 |
BOLD 25450 PAINTING W-FRAME 102X142
(Dim 102.6 | 4.3 | 142.6)
moq 1 | inner 1 | master 1



Cod 0240709
QUADRO C-C BOLD 22763 82X122 |
BOLD 22763 PAINTING WITH FRAME
82X122
(Dim 82.6 | 4.3 | 122.6h)
moq 1 | inner 1 | master 1

8, 9, Stampa su tela con applicazioni fogli dorati, legno di pino. | Canvas print with gold foil, pine wood.

Stampa su tela con applicazioni fogli dorati, MDF. | Oil paint on canvas with gold foil, MDF.

Bold
& Talent

Cod 0240717
QUADRO C-C BOLD 25436 82X122 |
BOLD 25436 PAINTING W-FRAME 82X122
(Dim 82.6 | 4.3 | 122.6)
moq 1 | inner 1 | master 1



1. Cod 0240734
QUADRO C-C BOLD 745 82X122 | BOLD
745 PAINTING W-FRAME 82X122
(Dim 82.6 | 4.3 | 122.6h)
moq 1 | inner 1 | master 1




2. Cod 0240736
QUADRO C-C BOLD 756 82X122 | BOLD
756 PAINTING W-FRAME 82X122
(Dim 82.6 | 4.3 | 122.6h)
moq 1 | inner 1 | master 1

Stampa su tela, MDF. | Canvas print,
MDF.

1, 2. Stampa su tela con applicazioni ad olio e fogli dorati, MDF. | Canvas print
with oil decoration and gold foil, MDF.



3. Cod 0245165
DIPINTO TALENT 815 100X150 | TALENT
PAINTING 815 100X150
(Dim 100 | 3.5 | 150h)
moq 1 | inner 1 | master 1



4. Cod 0245161
DIPINTO TALENT 021 90X120 | TALENT
PAINTING 021 90X120
(Dim 90 | 3.5 | 120h)
moq 1 | inner 1 | master 1



Cod 0240730
QUADRO C-C BOLD 883 122X82 | BOLD 883
PAINTING W-FRAME 122X82
(Dim 122.6 | 4.3 | 82.6h)
moq 1 | inner 1 | master 1

3, 4. Stampa su tela. Struttura in legno di abete. | Canvas print. Fir wood frame.

Stampa su tela con applicazioni ad olio
e fogli dorati, MDF. | Canvas print with oil
decoration and gold foil, MDF.

Bold, Village
& Crown

Cod 0240735
QUADRO C-C BOLD 748 62X92 | BOLD
748 PAINTING W-FRAME 62X92
(Dim 62.6 | 4.3 | 92.6h)
moq 1 | inner 1 | master 1

Stampa su tela con applicazioni ad olio
e fogli dorati, MDF. | Canvas print with
oil decoration and gold foil, MDF.



5. Cod 0240656
DIPINTO VILLAGE LB75A 90X120 |
VILLAGE LB75A PAINT 90X120
(Dim 90 | 2.8 | 120)
moq 1 | inner 1 | master 1

5, 6. Legno di pino, dipinto olio su tela. | Pine wood, canvas oil painting.



6. Cod 0240655
DIPINTO VILLAGE CA17A 150X70 | VILLAGE
CA17A PAINT 150X70
(Dim 150 | 2.8 | 70)
moq 1 | inner 1 | master 1



Cod 0240705
QUADRO C-C BOLD 23276 62X92 | BOLD
23276 PAINTING WITH FRAME 62X92
(Dim 62.6 | 4.3 | 92.6h)
moq 1 | inner 1 | master 1

Stampa su tela con applicazioni fogli
dorati, MDF. | Oil paint on canvas with
gold foil, MDF.



7. Cod 0240848
DIPINTO OLIO C-C CROWN I194-
1 82.5X122.5 | CROWN I194-1 OIL
PAINTING W-F 82.5X122.5
(Dim 82.5 | 4.5 | 122.5)
moq 1 | inner 1 | master 1

7, 8. Dipinto su tela con applicazioni metalliche, struttura in legno di abete. Cornice in
plastica. | Painting on canvas with metal elements, fir wood structure. Plastic frame.



8. Cod 0240849
DIPINTO OLIO C-C CROWN I194-2 82.5X122.5
| CROWN I194-2 OIL PAINTING W-F
82.5X122.5
(Dim 82.5 | 4.5 | 122.5)
moq 1 | inner 1 | master 1

Crown



1. Cod 0240858
DIPINTO OLIO C-C CROWN 20717-1
62.5X82.5 | CROWN 20717-1 OIL PAINTING
W-F 62.5X82.5
(Dim 62.5 | 4.5 | 82.5)
moq 1 | inner 1 | master 1



2. Cod 0240867
DIPINTO OLIO CROWN P20284-1 70X140 |
CROWN P20284-1 OIL PAINTING 70X140
(Dim 70 | 3.5 | 140)
moq 1 | inner 1 | master 1



3. Cod 0240869
DIPINTO OLIO C-C CROWN P232-
2 122.5X62.5 | CROWN P232-2 OIL
PAINTING W-F 122.5X62.5
(Dim 122.5 | 4.5 | 62.5)
moq 1 | inner 1 | master 1

1, 2, 3, Dipinto olio a mano su tela con applicazioni fogli dorati, struttura in legno di pino. Cornice in plastica. | Hand oil painting on canvas with gold foil, pine wood structure. Plastic frame.



4. Cod 0240872
DIPINTO OLIO C-C CROWN X2P23
82.5X122.5 | CROWN X2P23 OIL PAINTING
82.5X122.5
(Dim 82.5 | 4.5 | 122.5)
moq 1 | inner 1 | master 1



5. Cod 0240874
DIPINTO OLIO CROWN A2P15-1 60X60 |
CROWN A2P15-1 OIL PAINTING 60X60
(Dim 60 | 3.5 | 60)
moq 1 | inner 1 | master 1



6. Cod 0240875
DIPINTO OLIO CROWN A2P15-2 60X60 |
CROWN A2P15-2 OIL PAINTING 60X60
(Dim 60 | 3.5 | 60)
moq 1 | inner 1 | master 1

4, 5, 6, Stampa dipinta a mano su tela con applicazioni fogli dorati, struttura in legno di pino. Cornice in plastica. | Handpainting on canvas with gold foil, pine wood structure. Plastic frame.



Gallery & Evidence



1. Cod 0240973
DIPINTO C-C GALLERY 918 60X80 | GALLERY 918 PAINTING W-F 60X80
(Dim 60 | 3.2 | 80h)
moq 1 | inner 1 | master 4



2. Cod 0240960
DIPINTO C-C GALLERY 920 120X90 | GALLERY 920 PAINTING W-F 120X90
(Dim 120 | 3.2 | 90h)
moq 1 | inner 1 | master 2

1, 2, Stampa su tela. Struttura in legno di pino. Cornice in plastica. | Canvas print. Pine wood structure. Plastic frame.



3. Cod 0240965
DIPINTO C-C GALLERY 885 100X70 | GALLERY 885 PAINTING W-F 100X70
(Dim 100 | 3.2 | 70h)
moq 1 | inner 1 | master 4



4. Cod 0240966
DIPINTO C-C GALLERY 956 80X60 | GALLERY 956 PAINTING W-F 80X60
(Dim 80 | 3.2 | 60h)
moq 1 | inner 1 | master 4



Cod 0240877
QUADRO C-C EVIDENCE 049 101X71 | EVIDENCE 049 PAINTING W-F 101X71
(Dim 101 | 2.8 | 71h)
moq 1 | inner 1 | master 2

Struttura in MDF. Stampa su carta. Con vetro. Cornice in plastica. | MDF structure. Print on paper. With glass. Plastic frame.



Cod 0240959
DIPINTO C-C GALLERY 141 90X120 | GALLERY 141 PAINTING W-F 90X120
(Dim 90 | 3.2 | 120h)
moq 1 | inner 1 | master 2

Stampa su tela. Struttura in legno di pino. Cornice in plastica. | Canvas print. Pine wood structure. Plastic frame.

Bold
& Crown

5. Cod 0240710
QUADRO C-C BOLD 23255 82X122 | BOLD 23255 PAINTING WITH FRAME 82X122
(Dim 82.6 | 4.3 | 122.6h)
moq 1 | inner 1 | master 1

5, 6, Stampa su tela con applicazioni fogli dorati, MDF. | Oil paint on canvas with gold foil, MDF.



6. Cod 0240716
QUADRO C-C BOLD 25583 82X122 | BOLD 25583 PAINTING W-FRAME 82X122
(Dim 82.6 | 4.3 | 122.6h)
moq 1 | inner 1 | master 1



Cod 0240740
QUADRO C-C BOLD 538 82X122 | BOLD 538 PAINTING W-FRAME 82X122
(Dim 82.6 | 4.3 | 122.6h)
moq 1 | inner 1 | master 1

Stampa su tela con applicazioni ad olio e fogli dorati, MDF. | Canvas print with oil decoration and gold foil, MDF.



7. Cod 0240834
DIPINTO OLIO C-C CROWN X04G-1 122.5X62.5 | CROWN X04G-1 OIL PAINTING W-F 122.5X62.5
(Dim 122.5 | 4.5 | 62.5h)
moq 1 | inner 1 | master 1

7, 8, Dipinto su tela con applicazione fogli dorati, struttura in legno di abete. Cornice in plastica. | Painting on canvas with gold foil, fir wood structure. Plastic frame.



8. Cod 0240835
DIPINTO OLIO C-C CROWN X04G-2 122.5X62.5 | CROWN X04G-2 OIL PAINTING W-F 122.5X62.5
(Dim 122.5 | 4.5 | 62.5h)
moq 1 | inner 1 | master 1

Bold, Plexy
& Crown

Cod 0240721
QUADRO C-C BOLD 30712 62X92 | BOLD 30712 PAINTING W-FRAME 62X92
(Dim 62,6 | 4,3 | 92,6)
moq 1 | inner 1 | master 1

Stampa su tela con applicazioni ad olio, MDF. | Canvas print with oil decoration, MDF.



1. Cod 0240741
QUADRO C-C BOLD 919 82X122 | BOLD 919 PAINTING W-FRAME 82X122
(Dim 82,6 | 4,3 | 122,6h)
moq 1 | inner 1 | master 1



2. Cod 0240738
QUADRO C-C BOLD 512 62X92 | BOLD 512 PAINTING W-FRAME 62X92
(Dim 62,6 | 4,3 | 92,6h)
moq 1 | inner 1 | master 1



3. Cod 0240731
QUADRO C-C BOLD 780 62X92 | BOLD 780 PAINTING W-FRAME 62X92
(Dim 62,6 | 4,3 | 92,6h)
moq 1 | inner 1 | master 1

1, 2, 3, Stampa su tela con applicazioni ad olio e fogli dorati, MDF. | Canvas print with oil decoration and gold foil, MDF.



Cod 0245207
DIPINTO PLEXY 442 120X80 | PLEXY PAINTING 442 120X80
(Dim 120 | 4 | 80h)
moq 1 | inner 1 | master 1
D1

Stampa su plexiglass, vetro temperato spessore 4 mm | print on plexiglass, tempered glass thickness 4 mm



Cod 0245206
DIPINTO PLEXY 441 120X80 | PLEXY PAINTING 441 120X80
(Dim 120 | 4 | 80h)
moq 1 | inner 1 | master 1
D1

Stampa su plexiglass, vetro temperato spessore 4 mm | print on plexiglass, tempered glass thickness 4 mm



Cod 0240843
DIPINTO OLIO C-C CROWN V081-1 122.5X82.5 | CROWN V088-1 OIL PAINTING W-F 122.5X82.5
(Dim 122,5 | 4,5 | 82,5)
moq 1 | inner 1 | master 1

Stampa dipinta a mano su tela, struttura in legno di abete. Cornice in plastica. | Handpainting on canvas, fir wood structure. Plastic frame.



4. Cod 0240871
DIPINTO OLIO CROWN A20140 152X52 | CROWN A20140 OIL PAINTING 152X52
(Dim 152 | 3,5 | 52)
moq 1 | inner 1 | master 1



5. Cod 0240832
DIPINTO OLIO C-C CROWN V042-1 82.5X82.5 | CROWN V042-1 OIL PAINTING W-F 82.5X82.5
(Dim 82,5 | 4,5 | 82,5)
moq 1 | inner 1 | master 1

4, 5, 6, Stampa dipinta a mano su tela, struttura in legno di abete. Cornice in plastica. | Handpainting on canvas, fir wood structure. Plastic frame.



6. Cod 0240833
DIPINTO OLIO C-C CROWN V042-2 82.5X82.5 | CROWN V042-2 OIL PAINTING W-F 82.5X82.5
(Dim 82,5 | 4,5 | 82,5)
moq 1 | inner 1 | master 1

Crown



1. Cod 0240837
DIPINTO OLIO C-C CROWN Z038-1 82.5X122.5 | CROWN
Z038-1 OIL PAINTING W-F 82.5X122.5
(Dim 82.5 | 4.5 | 122.5)
moq 1 | inner 1 | master 1



2. Cod 0240838
DIPINTO OLIO C-C CROWN Z038-2 82.5X122.5 | CROWN Z038-2
OIL PAINTING W-F 82.5X122.5
(Dim 82.5 | 4.5 | 122.5)
moq 1 | inner 1 | master 1

1, 2, Stampa dipinta a mano su tela, struttura in legno di abete. Cornice in plastica. | Handpainting on canvas, fir wood structure. Plastic frame.



3. Cod 0240839
DIPINTO OLIO C-C CROWN V15G-1 122.5X82.5 | CROWN V15G-1 OIL
PAINTING W-F 122.5X82.5
(Dim 122.5 | 4.5 | 82.5)
moq 1 | inner 1 | master 1



4. Cod 0240840
DIPINTO OLIO C-C CROWN V15G-2 122.5X82.5 | CROWN V15G-2 OIL PAINTING
W-F 122.5X82.5
(Dim 122.5 | 4.5 | 82.5)
moq 1 | inner 1 | master 1

3, 4, Dipinto su tela con applicazione fogli dorati, struttura in legno di abete. Cornice in plastica. | Painting on canvas with gold foil, fir wood structure. Plastic frame.



Cod 0240859
DIPINTO OLIO CROWN P2350-1 120X80 |
CROWN P2350-1 OIL PAINTING 120X80
(Dim 120 | 3.5 | 80)
moq 1 | inner 1 | master 1

Stampa dipinta a mano su tela con applicazioni fogli dorati, legno di pino. | Handpainting on canvas with gold foil, pine wood.



5. Cod 0240841
DIPINTO OLIO C-C CROWN V093-1 122.5X82.5 | CROWN
V093-1 OIL PAINTING W-F 122.5X82.5
(Dim 122.5 | 4.5 | 82.5)
moq 1 | inner 1 | master 1



6. Cod 0240842
DIPINTO OLIO C-C CROWN V093-2 122.5X82.5 | CROWN
V093-2 OIL PAINTING W-F 122.5X82.5
(Dim 122.5 | 4.5 | 82.5)
moq 1 | inner 1 | master 1

5, 6, Stampa dipinta a mano su tela, struttura in legno di abete. Cornice in plastica. | Handpainting on canvas, fir wood structure. Plastic frame.



7. Cod 0240861
DIPINTO OLIO C-C CROWN P2314-1 82.5X82.5 | CROWN
P2314-1 OIL PAINTING W-F 82.5X82.5
(Dim 82.5 | 4.5 | 82.5)
moq 1 | inner 1 | master 1



8. Cod 0240862
DIPINTO OLIO C-C CROWN P2314-2 82.5X82.5 | CROWN
P2314-2 OIL PAINTING W-F 82.5X82.5
(Dim 82.5 | 4.5 | 82.5)
moq 1 | inner 1 | master 1

7, 8, Stampa dipinta a mano su tela, struttura in legno di pino. Cornice in plastica. | Handpainting on canvas, pine wood structure. Plastic frame.



Cod 0240855
DIPINTO OLIO CROWN P2283 60X60 ASS2 | CROWN P2283
OIL PAINTING 60X60 ASS2
(Dim 60 | 3.5 | 60)
moq 2 | inner 2 | master 2

Stampa dipinta a mano su tela, legno di pino. | Handpainting on canvas, pine wood.



9. Cod 0240856
DIPINTO OLIO C-C CROWN
P227-1 72.5X72.5 | CROWN
P227-1 OIL PAINTING W-F
72.5X72.5
(Dim 72.5 | 4.5 | 72.5)
moq 1 | inner 1 | master 1



10. Cod 0240857
DIPINTO OLIO C-C CROWN
P227-2 72.5X72.5 | CROWN
P227-2 OIL PAINTING W-F
72.5X72.5
(Dim 72.5 | 4.5 | 72.5)
moq 1 | inner 1 | master 1

9, 10, Stampa dipinta a mano su tela, struttura in legno di pino. Cornice in plastica. | Handpainting on canvas, pine wood structure. Plastic frame.

Village & Crown



1. Cod 0240614
DIPINTO VILLAGE GCAF18 ASS2 150X50 | VILLAGE GCAF18
PAINTING ASS2 150X50
(Dim 150 | 2.8 | 50h)
moq 2 | inner 2 | master 2



2. Cod 0240618
DIPINTO VILLAGE GCAH110B 150X50 | VILLAGE GCAH110B
PAINTING 150X50
(Dim 150 | 2.8 | 50h)
moq 1 | inner 1 | master 1

1, 2. Legno di pino, dipinto olio su tela. | Pine wood, canvas oil painting.



3. Cod 0240865
DIPINTO OLIO C-C CROWN P2333-1 82.5X82.5 | CROWN P2333-1 OIL
PAINTING W-F 82.5X82.5
(Dim 82.5 | 4.5 | 82.5)
moq 1 | inner 1 | master 1



4. Cod 0240866
DIPINTO OLIO C-C CROWN P2334-2 82.5X82.5 | CROWN P2334-2 OIL PAINTING
W-F 82.5X82.5
(Dim 82.5 | 4.5 | 82.5)
moq 1 | inner 1 | master 1



Cod 0240626
DIPINTO VILLAGE HAR18B 100X100 |
VILLAGE HAR18B PAINTING 100X100
(Dim 100 | 2.8 | 100h)
moq 1 | inner 1 | master 1

3, 4. Stampa dipinta a mano su tela con applicazioni fogli dorati, struttura in legno di pino. Cornice in plastica. | Handpainting on canvas with gold foil, pine wood structure. Plastic frame.

Legno di pino, dipinto olio su tela. | Pine wood, canvas oil painting.

Village



Cod 0240518
DIPINTO VILLAGE HCA150858B-7A ASS2 80X80 |
PAINTING VILLAGE HCA150858B-7A AS2 80X80
(Dim 80 | 80 | 2.8)
moq 2 | inner 2 | master 2

Legno di abete, dipinto olio su tela. | Spruce wood, oil painting on canvas.



Cod 0240654
DIPINTO VILLAGE CA55A 90X120 | VILLAGE CA55A PAINT 90X120
(Dim 90 | 2.8 | 120)
moq 1 | inner 1 | master 1

Legno, dipinto olio su tela | wood, canvas oil painting



3. Cod 0240617
DIPINTO VILLAGE BH341 120X60 | VILLAGE BH341 PAINTING 120X60
(Dim 120 | 2.8 | 60h)
moq 1 | inner 1 | master 1



5. Cod 0240643
DIPINTO VILLAGE BF588 120X90 | VILLAGE
BF588 PAINTING 120X90
(Dim 120 | 2.8 | 90h)
moq 1 | inner 1 | master 1

3, 4, 5, 6. Legno di pino, dipinto olio su tela. | Pine wood, canvas oil painting.



4. Cod 0240652
DIPINTO VILLAGE ZB65A 140X70 | VILLAGE ZB65A PAINT
140X70
(Dim 140 | 2.8 | 70)
moq 1 | inner 1 | master 1



6. Cod 0240559
DIPINTO VILLAGE FCA160612B 60X60 | VILLAGE PAINTING
FCA160612B 60X60
(Dim 60 | 2.8 | 60h)
moq 2 | inner 2 | master 2

Village & Vincent



1. Cod 0240634
DIPINTO VILLAGE BR371 80X100 |
VILLAGE BR371 PAINTING 80X100
(Dim 100 | 2,8 | 80h)
moq 1 | inner 1 | master 1



2. Cod 0240638
DIPINTO VILLAGE BR189 100X100 |
VILLAGE BR189 PAINTING 100X100
(Dim 100 | 2,8 | 100h)
moq 1 | inner 1 | master 1



3. Cod 0240660
DIPINTO VILLAGE GCA200242 90X120 |
VILLAGE GCA200242 PAINT 90X120
(Dim 90 | 2,8 | 120h)
moq 1 | inner 1 | master 1

1, 2, 3, Legno di pino, dipinto olio su tela. | Pine wood, canvas oil painting.



4. Cod 0240623
DIPINTO VILLAGE GBR213A 100X100 | VILLAGE GBR213
PAINTING 100X100
(Dim 100 | 2,8 | 100h)
moq 1 | inner 1 | master 1



5. Cod 0240624
DIPINTO VILLAGE GBR133 100X100 | VILLAGE GBR133
PAINTING 100X100
(Dim 100 | 2,8 | 100h)
moq 1 | inner 1 | master 1



6. Cod 0240662
DIPINTO VILLAGE GB191390 100X100 | VILLAGE GB191390 PAINT
100X100
(Dim 100 | 2,8 | 100h)
moq 1 | inner 1 | master 1



Cod 0240380
DIPINTO OLIO VINCENT 280-313 ASS2 30X30 | OIL PAINTING
VINCENT 280-313 ASS2 30X30
(Dim 30 | 3,8 | 30h)
moq 4 | inner 4 | master 4

4, 5, 6, Legno di pino, dipinto olio su tela. | Pine wood, canvas oil painting.

Dipinto olio su tela | oil painting on canvas



Crown, Village,
Talent & Plexy**Cod 0240464**

DIPINTO OLIO CROWN P453-1-2 ASS2 60X60 | OIL PAINTING
CROWN P453-1-2 ASS2 60X60
(Dim 60 | 3,5 | 60)
moq 2 | inner 2 | master 2

Dipinto olio su tela | oil painting on canvas

**1. Cod 0245167**

DIPINTO TALENT 622 90X120 | TALENT PAINTING 622 90X120
(Dim 90 | 3,5 | 120h)
moq 1 | inner 1 | master 1

1, 2, Stampa su tela. Struttura in legno di abete. | Canvas print. Fir wood frame.

**Cod 0245216**

DIPINTO PLEXY 002 120X90 | PLEXY PAINTING 002 120X90
(Dim 120 | 4 | 90h)
moq 1 | inner 1 | master 1
D1

**Cod 0240659**

DIPINTO VILLAGE GCA200058 100X100 | VILLAGE
GCA200058 PAINT 100X100
(Dim 100 | 2,8 | 100)
moq 1 | inner 1 | master 1

Legno di pino, dipinto olio su tela. | Pine wood, canvas oil painting.

**2. Cod 0245166**

DIPINTO TALENT 141 100X100 | TALENT PAINTING 141 100X100
(Dim 100 | 3,5 | 100h)
moq 1 | inner 1 | master 1

1, 2, Stampa su tela. Struttura in legno di abete. | Canvas print. Fir wood frame.



Stampa su plexiglass, vetro temperato spessore 4 mm | print on plexiglass, tempered glass thickness 4 mm

**3. Cod 0245211**

DIPINTO PLEXY 405 90X140 | PLEXY
PAINTING 405 90X140
(Dim 90 | 4 | 140h)
moq 1 | inner 1 | master 1
D1

4. Cod 0245212

DIPINTO PLEXY 265 90X140 | PLEXY
PAINTING 265 90X140
(Dim 90 | 4 | 140h)
moq 1 | inner 1 | master 1
D1

5. Cod 0245215

DIPINTO PLEXY 008 90X140 | PLEXY
PAINTING 008 90X140
(Dim 90 | 4 | 140h)
moq 1 | inner 1 | master 1
D1

3, 4, 5, Stampa su plexiglass, vetro temperato spessore 4 mm | print on plexiglass, tempered glass thickness 4 mm



Home decor

Decorazioni

Tanti stili per ogni ambiente

Decorations
Many styles for every environment



Auriel, Adhira
& Zaira

1. Cod 0181886
DECORAZIONE PARETE AURIEL 51X51 |
AURIEL WALL DECORATION 51X51
(Dim 51 | 5 | 51h)
moq 2 | inner 2 | master 2



2. Cod 0181887
DECORAZIONE PARETE AURIEL 70X70 |
AURIEL WALL DECORATION 70X70
(Dim 70 | 7 | 70h)
moq 1 | inner 1 | master 1



3. Cod 0181888
DECORAZIONE PARETE AURIEL 90X90 | AURIEL
WALL DECORATION 90X90
(Dim 90 | 6.5 | 90h)
moq 1 | inner 1 | master 1

1, 2, 3. Acciaio verniciato a polvere epossidica. | Epoxy powder coated steel.




4. Cod 0181677
DECORAZIONE PARETE
ADHIRA D63 | ADHIRA WALL
DECORATION D63
(Dim Ø63a | 0.5h)
moq 2 | inner 2 | master 2



5. Cod 0181678
DECORAZIONE PARETE
ADHIRA D85 | ADHIRA WALL
DECORATION D85
(Dim Ø85a | 0.5h)
moq 1 | inner 1 | master 1



6. Cod 0181693
DECORAZIONE PARETE ZAIRA
ORO D90 | ZAIRA GOLD WALL
DECORATION D90
(Dim Ø90 | 1.8h)
moq 1 | inner 1 | master 1



7. Cod 0181694
DECORAZIONE PARETE ZAIRA
NERO D90 | ZAIRA BLACK
WALL DECORATION D90
(Dim Ø90 | 1.8h)
moq 1 | inner 1 | master 1

4, 5. Acciaio verniciato a polvere epossidica. | Epoxy powder coated steel.

6, 7. Acciaio verniciato a polvere epossidica. | Epoxy powder coated steel.



8. Cod 0181679
DECORAZIONE PARETE
ADHIRA 52X95 | ADHIRA WALL
DECORATION 52X95
(Dim 52.5a | 2b | 95h)
moq 1 | inner 1 | master 1



9. Cod 0181680
DECORAZIONE PARETE ADHIRA
61X135 | ADHIRA WALL
DECORATION 61X135
(Dim 61a | 2.5b | 135h)
moq 1 | inner 1 | master 1



10. Cod 0181728
DECORAZIONE PARETE ZAIRA
ORO 60X110 | ZAIRA GOLD
WALL DECORATION 60X110
(Dim 60 | 2 | 110h)
moq 1 | inner 1 | master 1



11. Cod 0181729
DECORAZIONE PARETE
ZAIRA NERO 60X110
| ZAIRA BLACK WALL
DECORATION 60X110
(Dim 60 | 2 | 110h)
moq 1 | inner 1 | master 1

8, 9, 10, 11. Acciaio verniciato a polvere epossidica. | Epoxy powder coated steel.

Goldes, Zaira, Kairos
& Lenwood

12. Cod 0181880
DECORAZIONE PARETE GOLDES 83X67 |
GOLDES WALL DECORATION 83X67
(Dim 83 | 3 | 67h)
moq 2 | inner 2 | master 2



13. Cod 0181881
DECORAZIONE PARETE GOLDES 78X84 |
GOLDES WALL DECORATION 78X84
(Dim 78 | 3.5 | 84h)
moq 2 | inner 2 | master 2

12, 13. Acciaio verniciato a polvere epossidica. | Epoxy powder coated steel.



Cod 0181727
DECORAZIONE PARETE ZAIRA 60X88 |
ZAIRA WALL DECORATION 60X88
(Dim 60 | 2.5 | 88h)
moq 1 | inner 1 | master 1


Acciaio verniciato a polvere epossidica. | Epoxy powder coated steel.



14. Cod 0182133
DECORAZIONE PARETE KAIROS 30X84 |
KAIROS WALL DECORATION 30X84
(Dim 30 | 4 | 84h)
moq 1 | inner 1 | master 4



15. Cod 0182134
DECORAZIONE PARETE KAIROS 84X97 |
KAIROS WALL DECORATION 84X97
(Dim 84 | 4 | 97h)
moq 1 | inner 1 | master 2



16. Cod 0182135
DECORAZIONE PARETE KAIROS 102X66 |
KAIROS WALL DECORATION 102X66
(Dim 102 | 4 | 66h)
moq 1 | inner 1 | master 1

14, 15, 16. Acciaio verniciato a polvere epossidica. | Epoxy powder coated steel.



17. Cod 0183390
DECORAZIONE PARETE
LENWOOD BIANCA S |
LENWOOD WHITE WALL
DECORATION S
(Dim Ø50 | 55 | 5)
moq 1 | inner 1 | master 1



18. Cod 0183392
DECORAZIONE PARETE
LENWOOD BIANCA L |
LENWOOD WHITE WALL
DECORATION L
(Dim Ø70 | 75 | 5)
moq 1 | inner 1 | master 1



19. Cod 0183391
DECORAZIONE PARETE
LENWOOD NERA S |
LENWOOD BLACK WALL
DECORATION S
(Dim Ø50 | 55 | 5)
moq 1 | inner 1 | master 1



20. Cod 0183393
DECORAZIONE PARETE
LENWOOD NERA L |
LENWOOD BLACK WALL
DECORATION L
(Dim Ø70 | 75 | 5)
moq 1 | inner 1 | master 1

17, 18, 19, 20. Legno suar massiccio. Finitura finale a base di nitrocellulosa. Le forme originali create dal legno sono solo indicative, tutti i prodotti saranno diversi l'uno dall'altro, con misure leggermente differenti. | Solid suar wood. Nitrocellulose finishing. The original shapes formed by the wood are only indicative, all the items will be different from each other, with slightly various sizes.

Eneas, Rafter,
Cru & Inca

Cod 0245019
DECORAZIONE PARETE ENEAS ASS4 | ENEAS WALL DECOR ASS4
(Dim 35a | 35b | 5h)
moq 4 | inner 4 | master 4



Cod 0133190
P.FOTO PARETE RAFTER 15X20 | RAFTER WALL PHOTO FRAME 15X20
(Dim 24 | 2 | 29h)
moq 2 | inner 1 | master 10



Legno di acacia. Finitura a base di vernice poliuretanic. Forma e misura sono indicativi. Tutti i prodotti saranno diversi l'uno dall'altro. | Acacia wood. Polyurethane paint finishing. Shape and size are only indicative. All items will be different from each other.

Legno riciclato. Finitura naturale con vernice a base d'acqua. | Recycled wood. Natural finishing with water-based paint.



1. Cod 0133191
APPENDINO 3G RAFTER | RAFTER WALL HANGER 3H
(Dim 33 | 14 | 13h)
moq 1 | inner 1 | master 1



2. Cod 0133192
APPENDINO 4G RAFTER | RAFTER WALL HANGER 4H
(Dim 54 | 14 | 13h)
moq 1 | inner 1 | master 1



3. Cod 0133193
APPENDINO 5G RAFTER | RAFTER WALL HANGER 5H
(Dim 94 | 14 | 13h)
moq 1 | inner 1 | master 1

1, 2, 3. Legno riciclato. Finitura naturale con vernice a base d'acqua. Ganci in ferro. Il legno riciclato prevede in produzione ritagli di legno a copertura dei fori originariamente presenti nel prodotto. Dato l'utilizzo di diverse tipologie di legno, eventuali fessurazioni sono da considerarsi come caratteristica naturale di questo articolo. | Recycled wood. Natural finishing with water-based paint. Iron hooks. The recycled wood item is characterized by the presence of wooden dowels of different species and colours. Any splits, cracks or imperfections, which may also generate over time, are features of the material and make each piece unique and original.



4. Cod 0185500
APPENDINO 3G CRU | CRU HANGER 3 HOOKS
(Dim 42 | 9 | 26h)
moq 6 | inner 6 | master 6



5. Cod 0185501
APPENDINO 5G CRU | CRU HANGER 5 HOOKS
(Dim 70 | 9 | 22h)
moq 4 | inner 4 | master 4



Cod 0180892
APPENDINO 5G INCA | HANGER 5HOOKS INCA
(Dim 72 | 10 | 24h)
moq 2 | inner 2 | master 6

4, 5. Acciaio verniciato a polvere epossidica. | Epoxy powder coated steel.

Legno di abete con ganci in acciaio. | Fir wood with steel hooks.



6. Cod 0180895
P.BOTTIGLIA 4G INCA | BOTTLE HOLDER 4HOOKS INCA
(Dim 17 | 13,7 | 76h)
moq 2 | inner 2 | master 4



7. Cod 0180896
P.BOTTIGLIA 6G INCA | BOTTLE HOLDER 6HOOKS INCA
(Dim 17,5 | 14 | 106h)
moq 2 | inner 2 | master 4



Cod 0180897
P.BOTTIGLIA-BICCHIERE INCA | BOTTLE AND GLASS HOLDER INCA
(Dim 81,5 | 11,5 | 33h)
moq 2 | inner 2 | master 4

6, 7. Legno di abete con ganci in acciaio. | Fir wood with steel hooks.



8. Cod 0185504
MENSOLA 2P-6G CRU | CRU SHELF 2S 6 HOOKS
(Dim 59,5 | 20,5 | 61,5h)
moq 2 | inner 2 | master 2



9. Cod 0185505
APRIBOTTIGLIA PARETE CRU BEER | CRU BEER WALL BOTTLE OPENER
(Dim 12 | 9 | 40h)
moq 6 | inner 6 | master 6



10. Cod 0185506
P.BOTTIGLIA CRU 38X13X38 | CRU BOTTLE HOLDER 38X13X38
(Dim 38 | 13 | 38h)
moq 4 | inner 4 | master 4



11. Cod 0185509
P.BOTTIGLIA CRU 98H | CRU BOTTLE HOLDER 98H
(Dim 23 | 16 | 98h)
moq 2 | inner 2 | master 2

8, 9, 10, 11. Acciaio e legno di abete. | Fir wood and acciaio.



Cod 0185508
P.BOTTIGLIA 6P CRU | CRU BOTTLE HOLDER 6P
(Dim 37 | 25 | 20h)
moq 2 | inner 2 | master 2

Legno di abete, maniglie in pvc | fir wood, pvc handle.



Ayat, Aurum, Mariposa,
Graphic & Mondrian

1. Cod 0182177
DECORAZIONE PARETE AYAT 78X78 | AYAT WALL
DECORATION 78X78
(Dim 78.5 | 3.5 | 78.5h)
moq 2 | inner 2 | master 2



2. Cod 0182178
DECORAZIONE PARETE AYAT 91X91 | AYAT WALL DECORATION
91X91
(Dim 91 | 3.5 | 91h)
moq 1 | inner 1 | master 1



Cod 0182310
DECORAZIONE PARETE GRAPHIC 81.5X54 | GRAPHIC WALL
DECORATION 81.5X54
(Dim 81.5 | 3 | 54h)
moq 4 | inner 4 | master 4



Acciaio verniciato a polvere epossidica | epoxy powder
coated steel

1, 2. Acciaio. | Steel.



3. Cod 0181850
APPENDINO 1G AURUM ASS3 | AURUM
WALL HANGER 1H ASST3
(Dim 9 | 4.3 | 21h; 10.5 | 4 | 18h; 12 | 4.3
| 18.5h)
moq 12 | inner 3 | master 36



4. Cod 0181852
DECORAZIONE PARETE AURUM 68X67 |
AURUM WALL DECORATION 68X67
(Dim 68 | 6 | 67h)
moq 2 | inner 2 | master 2



5. Cod 0181857
DECORAZIONE PARETE AURUM 115X54
| AURUM WALL DECORATION 115X54
(Dim 115 | 9.5 | 54h)
moq 1 | inner 1 | master 1

3, 4, 5. Acciaio con finitura oro. | Steel with gold finishing.



9. Cod 0182315
DECORAZIONE PARETE MONDRIAN 80.5X35
| MONDRIAN WALL DECORATION 80.5X35
(Dim 80.5 | 4 | 35h)
moq 2 | inner 2 | master 2



10. Cod 0182316
SOPRAMMOBILE MONDRIAN 61X48.5 |
MONDRIAN ORNAMENT 61X48.5
(Dim 61 | 10 | 48.5h)
moq 2 | inner 2 | master 2



11. Cod 0182317
SOPRAMMOBILE MONDRIAN
52.5X45.5 | MONDRIAN ORNAMENT
52.5X45.5
(Dim 52.5 | 10 | 45.5h)
moq 2 | inner 2 | master 2


9, 10, 11. Acciaio verniciato a polvere epossidica, MDF e legno di abete | epoxy powder coated steel, MDF and fir wood.



6. Cod 0182174
DECORAZIONE PARETE MARIPOSA 30X81
| MARIPOSA WALL DECORATION 30X81
(Dim 30 | 6 | 81h)
moq 2 | inner 2 | master 4



7. Cod 0182175
DECORAZIONE PARETE MARIPOSA 28X101 |
MARIPOSA WALL DECORATION 28X101
(Dim 28.5 | 6.5 | 101h)
moq 2 | inner 2 | master 4



8. Cod 0182176
DECORAZIONE PARETE MARIPOSA 91X55
| MARIPOSA WALL DECORATION 91X55
(Dim 91.5 | 6 | 55h)
moq 1 | inner 1 | master 2

6, 7, 8. Acciaio. | Steel.

Home decor

Specchi

Colorati e attuali

Mirrors
Colorful and current



Ilusion, Turkana, Bakur
& Nawal

1. Cod 0242648
SPECCHIO C-C ILUSION NATURALE | ILUSION NATURAL MIRROR
W-FRAME
(Dim Ø73 | 2)
moq 1 | inner 1 | master 1



2. Cod 0242649
SPECCHIO C-C ILUSION NERO | ILUSION BLACK MIRROR
W-FRAME
(Dim Ø73 | 2)
moq 1 | inner 1 | master 1

1, 2, Fibra di bambu' mendong. Misura specchio: Ø31 | bamboo mendong fiber. Mirror size: Ø31



3. Cod 0242197
SPECCHIO C-C TURKANA D60 | TURKANA MIRROR W-FRAME D60
(Dim Ø60 | 4)
moq 1 | inner 1 | master 1



4. Cod 0242198
SPECCHIO C-C TURKANA 55X65 | TURKANA MIRROR
W-FRAME 55X65
(Dim 55 | 2.5 | 65h)
moq 1 | inner 1 | master 1

3, 4, MDF, vetro e iuta. Misura specchio: Ø27.5 Cm | MDF, glass and jute. Mirror size: Ø27.5 Cm



Cod 0680480
SPECCHIO BAKUR C-CORNICE D28 | BAKUR MIRROR W-FRAME
D28
(Dim Ø28 | 4h)
moq 4 | inner 4 | master 4

Legno di suar. Le forme e le misure create dal legno sono solo indicative. Tutti i prodotti saranno diversi l'uno dall'altro. Misura specchio: Ø19 | suar wood frame. The shapes and sizes formed by the wood are only indicative, all the items will be different from each other. Mirror size: Ø19



Cod 0242667
SPECCHIO C-C NAWAL 80X120 | NAWAL MIRROR W-FRAME
80X120
(Dim 80 | 6 | 120h)
moq 1 | inner 1 | master 1

Legno di mango con finitura sbiancata. | Mango wood with whitewash finishing.

Rafter, Sherman
& Raven

5. Cod 0242668
SPECCHIO C-C RAFTER 25X90 | RAFTER
MIRROR W-FRAME 25X90
(Dim 25 | 4 | 90h)
moq 1 | inner 1 | master 1



6. Cod 0242669
SPECCHIO C-C RAFTER 25X120 | RAFTER
MIRROR W-FRAME 25X120
(Dim 25 | 4 | 120h)
moq 1 | inner 1 | master 1

5, 6, Legno riciclato. Misura specchio: 17x39 il legno riciclato prevede in produzione ritagli di legno a copertura dei fori originariamente presenti nel prodotto. Dato l'utilizzo di diverse tipologie di legno, eventuali fessurazioni sono da considerarsi come caratteristica naturale di questo articolo. | Recycled wood. Mirror size : 17x39 the recycled wood item is characterized by the presence of wooden dowels of different species and colours. Any splits, cracks or imperfections, which may also generate over time, are features of the material and make each piece unique and original.



Cod 0242718
SPECCHIO C-C SHERMAN D55 |
SHERMAN MIRROR W-FRAME D55
(Dim Ø55 | 10)
moq 1 | inner 1 | master 1

Legno di mango e vetro. | Mango wood and glass.



7. Cod 0242715
SPECCHIO C-C RAVEN 90X90 | RAVEN
MIRROR W-FRAME 90X90
(Dim 90 | 8 | 90h)
moq 1 | inner 1 | master 1

7, 8, 9, Radici di teak con finitura rustica naturale e vetro. Le forme originali create dal legno sono solo indicative, tutti i prodotti saranno diversi l'uno dall'altro. Misura specchio: 61x61 | teak roots with natural rustic finishing and glass. The original shapes formed by the wood are only indicative, all the items will be different from each other. Mirror size: 61x61



8. Cod 0242716
SPECCHIO C-C RAVEN 120X60 | RAVEN
MIRROR W-FRAME 120X60
(Dim 120 | 8 | 60h)
moq 1 | inner 1 | master 1



9. Cod 0242717
SPECCHIO C-C RAVEN D100 | RAVEN
MIRROR W-FRAME D100
(Dim Ø100 | 8)
moq 1 | inner 1 | master 1

Amira, Asmita
& Adara

Cod 0242175
SPECCHIO C-C AMIRA OV 180X35 |
AMIRA OVAL MIRROR W-FRAME 180X35
(Dim 180 | 2 | 35h)
moq 1 | inner 1 | master 1

Alluminio e vetro. Misura specchio:
173.5x27.5h. Posizionabile in verticale/
orizzontale | aluminium and glass. Mirror
size: 173.5x27.5h. Positionable vertically/
horizontally



Cod 0242176
SPECCHIO C-C AMIRA RETT 118X65 |
AMIRA RECT MIRROR W-FRAME 118X65
(Dim 118 | 2.5 | 65h)
moq 1 | inner 1 | master 1

Alluminio e vetro. Misura specchio:
111x60.5h. Posizionabile in verticale/
orizzontale | aluminium and glass. Mirror
size: 111x60.5h. Positionable vertically/
horizontally



Cod 0242177
SPECCHIO C-C AMIRA RETT 150X50 |
AMIRA RECT MIRROR W-FRAME 150X50
(Dim 150 | 2.5 | 50h)
moq 1 | inner 1 | master 1

Alluminio e vetro. Misura specchio:
140x41.5h. Posizionabile in verticale/
orizzontale | aluminium and glass. Mirror
size: 140x41.5h. Positionable vertically/
horizontally



Cod 0242215
SPECCHIO C-C ASMITA NICKLE
31X29 | ASMITA NICKLE
MIRROR W-FRAME 31X29
(Dim 29.5 | 1.5 | 31h)
moq 1 | inner 1 | master 6

Alluminio con finitura placcata
nickel ed anticata. |
Aluminium with nickel plated
and antique finishing.



Cod 0242216
SPECCHIO C-C ASMITA
BRASS 43X40 | ASMITA BRASS
MIRROR W-FRAME 43X40
(Dim 43 | 1.5 | 40h)
moq 1 | inner 1 | master 4

Alluminio con finitura
placcata ottone ed
anticata. | Aluminium with
brass plated and antique
finishing.



Cod 0242665
SPECCHIO C-C ADARA NICKEL
D80 | ADARA NICKEL MIRROR
W-FRAME D80
(Dim Ø80 | 11h)
moq 1 | inner 1 | master 1

Acciaio con finitura nickel.
Misura specchio: Ø70 | steel
with nickel finishing. Mirror size:
Ø70



Cod 0242666
SPECCHIO C-C ADARA ORO
D80 | ADARA GOLD MIRROR
W-FRAME D80
(Dim Ø80 | 11h)
moq 1 | inner 1 | master 1

Acciaio con finitura oro.
Misura specchio: Ø70 | steel
with gold finishing. Mirror size:
Ø70



Nabila, Adhira, Zaira, Eldora
& Kieran

1. Cod 0242180
SPECCHIO C-C NABILA NERO 51X80 | NABILA BLACK MIRROR
W-FRAME 51X80
(Dim 51.5 | 1.5 | 80h)
moq 1 | inner 1 | master 1



2. Cod 0242181
SPECCHIO C-C NABILA ORO 51X80 | NABILA GOLD MIRROR
W-FRAME 51X80
(Dim 51.5 | 1.5 | 80h)
moq 1 | inner 1 | master 1

1, 2, Acciaio verniciato a polvere epossidica e vetro. Schienale in MDF. | Epoxy powder coated steel and glass. Back in MDF.



Cod 0242167
SPECCHIO C-C ADHIRA 60X60 | ADHIRA
MIRROR W-FRAME 60X60
(Dim 60a | 60b | 3h)
moq 1 | inner 1 | master 1



Cod 0242171
SPECCHIO C-C ZAIRA ORO 70X79 | ZAIRA
GOLD MIRROR W-FRAME 70X79
(Dim 70 | 2.5 | 79.5h)
moq 1 | inner 1 | master 1

Acciaio verniciato a polvere epossidica e vetro. | Epoxy powder coated steel and glass.

Acciaio verniciato a polvere epossidica e vetro. Misura specchio: Ø66 | epoxy powder coated steel and glass. Mirror size: Ø66



Cod 0242183
SPECCHIO C-C ELDORA D78 |
ELDORA MIRROR W-FRAME D78
(Dim Ø78 | 5)
moq 1 | inner 1 | master 1
D1

Acciaio verniciato a polvere epossidica e vetro. Schienale in MDF. Misura specchio: Ø56 | epoxy powder coated steel and glass. Back in MDF. Mirror size: Ø56



3. Cod 0242190
SPECCHIO C-C KIERAN 46X68 | KIERAN
MIRROR W-FRAME 46X68
(Dim 46 | 2.5 | 68h)
moq 1 | inner 1 | master 1



4. Cod 0242191
SPECCHIO C-C KIERAN 61X88 | KIERAN
MIRROR W-FRAME 61X88
(Dim 61 | 2.5 | 88h)
moq 1 | inner 1 | master 1



5. Cod 0242192
SPECCHIO C-C KIERAN 75X107 |
KIERAN MIRROR W-FRAME 75X107
(Dim 75 | 2.5 | 107h)
moq 1 | inner 1 | master 1

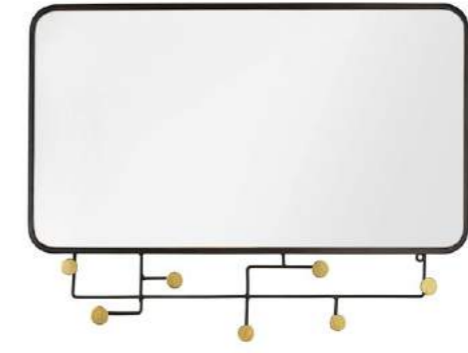
3, 4, 5, Acciaio verniciato a polvere epossidica e vetro. | Epoxy powder coated steel and glass.

Korbit, Arin
& Ekbal

Posizionamento/fissaggio su ogni lato
Fixing on each side



6. Cod 0242193
SPECCHIO C-APPENDINO KORBIT T19 | KORBIT MIRROR
W-WALL HANGER T19
(Dim 65.5 | 5 | 51h)
moq 1 | inner 1 | master 1



7. Cod 0242195
SPECCHIO C-APPENDINO KORBIT T15 | KORBIT MIRROR W-WALL
HANGER T15
(Dim 62.5 | 5 | 82h)
moq 1 | inner 1 | master 1

6,7, Acciaio verniciato a polvere epossidica e vetro. Appendini in acciaio. | Epoxy powder coated steel and glass. Steel hooks.



8. Cod 0242613
SPECCHIO ST. C-RIPIANI
ARIN NERO | ARIN BLACK
STANDING MIRROR W-SHELVES
(Dim 46 | 41 | 172h)
moq 1 | inner 1 | master 1



9. Cod 0242614
SPECCHIO ST. C-RIPIANI
ARIN ORO | ARIN GOLD
STANDING MIRROR
W-SHELVES
(Dim 46 | 41 | 172h)
moq 1 | inner 1 | master 1



10. Cod 0242615
SPECCHIO ST. C-P.ABITI EKBAL
NERO | EKBAL BLACK STAND
MIRROR W-CLOTHES RACK
(Dim 46 | 39 | 181.5h)
moq 1 | inner 1 | master 1



11. Cod 0242616
SPECCHIO ST. C-P.ABITI EKBAL
ORO | EKBAL GOLD STAND
MIRROR W-CLOTHES RACK
(Dim 46 | 39 | 181.5h)
moq 1 | inner 1 | master 1

8, 9, 10, 11, Acciaio verniciato a polvere epossidica, vetro, schienale in MDF | steel, glass, MDF

Raqueta, Zeina
& Reflix

Cod 0242640
SPECCHIO C-C RAQUETA 26X76 | RAQUETA MIRROR
W-FRAME 26X76
(Dim 26 | 3 | 76h)
moq 2 | inner 1 | master 8

Acciaio verniciato a polvere epossidica e vetro. Misura specchio: 23x30.5 | Epoxy powder coated steel and glass. Mirror size: 23x30.5



Cod 0242641
SPECCHIO C-C RAQUETA 23X72 | RAQUETA MIRROR W-FRAME
23X72
(Dim 23 | 2.5 | 72.5h)
moq 2 | inner 1 | master 8

Acciaio verniciato a polvere epossidica e vetro. Misura specchio: 26x20 | epoxy powder coated steel and glass. Mirror size: 26x20



Cod 0242635
SPECCHIO C-C ZEINA D66 | ZEINA MIRROR
W-FRAME D66
(Dim Ø66 | 4)
moq 1 | inner 1 | master 1

Acciaio verniciato a polvere epossidica e vetro. | Epoxy powder coated steel and glass.



Cod 0242636
SPECCHIO C-C ZEINA 52X82 | ZEINA
MIRROR W-FRAME 52X82
(Dim 52 | 4 | 82h)
moq 1 | inner 1 | master 1

Acciaio verniciato a polvere epossidica e vetro. | Epoxy powder coated steel and glass.



Cod 0242637
SPECCHIO C-C ZEINA 38X110 | ZEINA
MIRROR W-FRAME 38X110
(Dim 38 | 4 | 110h)
moq 1 | inner 1 | master 1

Acciaio verniciato a polvere epossidica e vetro. | Epoxy powder coated steel and glass.



Cod 0242646
SPECCHIO C-C REFLIX 58X86 | REFLIX MIRROR W-FRAME 58X86
(Dim 58 | 3 | 86.5h)
moq 1 | inner 1 | master 1

Acciaio verniciato a polvere epossidica e vetro. Schienale in MDF. Misura specchio: 55x82.5 | Epoxy powder coated steel and glass. Back in MDF. Mirror size: 55x82.5

Reflux



Cod 0242642
SPECCHIO C-C REFLIX 25X100 | REFLIX
MIRROR W-FRAME 25X100
(Dim 25 | 2.5 | 100h)
moq 2 | inner 2 | master 2

Acciaio verniciato a polvere epossidica e vetro. Schienale in MDF. Misura specchio: 24x99 | epoxy powder coated steel and glass. Back in MDF. Mirror size: 24x99



Cod 0242643
SPECCHIO C-C REFLIX 35X55 | REFLIX
MIRROR W-FRAME 35X55
(Dim 35 | 3 | 55h)
moq 2 | inner 2 | master 2

Acciaio verniciato a polvere epossidica e vetro. Schienale in MDF. Misura specchio: 32x52 | epoxy powder coated steel and glass. Back in MDF. Mirror size: 32x52



Cod 0242644
SPECCHIO C-C REFLIX 40X100 | REFLIX
MIRROR W-FRAME 40X100
(Dim 40.5 | 2.5 | 100h)
moq 2 | inner 2 | master 2

Acciaio verniciato a polvere epossidica e vetro. Schienale in MDF. Misura specchio: 38.5x98 | epoxy powder coated steel and glass. Back in MDF. Mirror size: 38.5x98



1. Cod 0242645
SPECCHIO DA APPOGGIO C-C REFLIX 34X170 | REFLIX STAND
MIRROR W-FRAME 34X170
(Dim 34.5 | 2.5 | 170h)
moq 1 | inner 1 | master 1

1, 2. Acciaio verniciato a polvere epossidica e vetro. Schienale in MDF. Misura specchio: 32x125.5 | Epoxy powder coated steel and glass. Back in MDF. Mirror size: 32x125.5



2. Cod 0242647
SPECCHIO ST C-C REFLIX 42X170 | REFLIX ST MIRROR W-FRAME
42X170
(Dim 42 | 68 | 170h)
moq 1 | inner 1 | master 1

Rind, Regular & Galaxy



Cod 0242670
SPECCHIO RIND TO | RIND ROUND MIRROR
(Dim 44 | 5 | 80h)
moq 2 | inner 2 | master 2

Struttura in acciaio e MDF. Corda in similpelle. Misura specchio: Ø38 | steel and MDF frame. Handle in polyurethane imitation leather. Mirror size: Ø38



Cod 0242671
SPECCHIO RIND OV | RIND OVAL MIRROR
(Dim 41 | 9 | 80h)
moq 2 | inner 2 | master 2

Struttura in acciaio e MDF. Corda in similpelle. Misura specchio: 38.4x48.4 | Steel and MDF frame. Handle in polyurethane imitation leather. Mirror size: 38.4x48.4



Cod 0242672
SPECCHIO RIND TO D61 | RIND ROUND MIRROR D61
(Dim 61 | 9 | 100h)
moq 1 | inner 1 | master 1

Struttura in acciaio e MDF. Corda in similpelle. Misura specchio: Ø58.4 | Steel and MDF frame. Handle in polyurethane imitation leather. Mirror size: Ø58.4



Cod 0242673
SPECCHIO REGULAR D40 | REGULAR MIRROR D40
(Dim 40 | 3 | 70h)
moq 3 | inner 3 | master 3

Acciaio e MDF. Misura specchio: Ø37.4 | Steel and MDF. Mirror size: Ø37.4



Cod 0242675
SPECCHIO 2V REGULAR 52X133 | REGULAR MIRROR 2G 52X133
(Dim 52 | 3 | 133h)
moq 2 | inner 2 | master 2

Acciaio e MDF. Misura specchio: Ø49.4 E Ø29.4 | Steel and MDF. Mirror size: Ø49.4 And Ø29.4



Cod 0242676
SPECCHIO 2V REGULAR 52X116 | REGULAR MIRROR 2G 52X116
(Dim 52 | 3 | 116h)
moq 2 | inner 2 | master 2

Acciaio e MDF. Misura specchio: Ø29.4 E Ø49.4 | Steel and MDF. Mirror size: Ø29.4 And Ø49.4



1. Cod 0242730
SPECCHIO C-C GALAXY ORO 40X50 | GALAXY GOLD MIRROR W-FRAME 40X50
(Dim 40 | 1,5 | 50h)
moq 2 | inner 2 | master 2




2. Cod 0242729
SPECCHIO C-C GALAXY ORO-BRONZO 40X50 | GALAXY BRONZE MIRROR W-F GOLD 40X50
(Dim 40 | 1,5 | 50h)
moq 2 | inner 2 | master 2



3. Cod 0242728
SPECCHIO C-C GALAXY NERO-SMOKE 40X50 | GALAXY SMOKE MIRROR W-F BLACK 40X50
(Dim 40 | 1,5 | 50h)
moq 2 | inner 2 | master 2

1, 2, 3. Acciaio, MDF e vetro. Misura specchio: 39x49 | steel, MDF and glass. Mirror size: 39x49



Nucleos
& Planet

Cod 0242700
SPECCHIO C-C NUCLEOS ORO
D40 | NUCLEOS GOLD MIRROR
W-FRAME D40
(Dim Ø40 | 1,5)
moq 2 | inner 2 | master 2

Acciaio, MDF e vetro. Misura
specchio: Ø39 | steel, MDF and
glass. Mirror size: Ø39

Cod 0242702
SPECCHIO C-C NUCLEOS
ORO D60 | NUCLEOS GOLD
MIRROR W-FRAME D60
(Dim Ø60 | 1,5)
moq 2 | inner 2 | master 2


Acciaio, MDF e vetro. Misura
specchio: Ø59 | steel, MDF
and glass. Mirror size: Ø59

Cod 0242701
SPECCHIO C-C NUCLEOS
NERO D50 | NUCLEOS
BLACK MIRROR W-FRAME
D50
(Dim Ø50 | 1,5)
moq 2 | inner 2 | master 2

Acciaio, MDF e vetro.
Misura specchio: Ø49 | steel, MDF
and glass. Mirror size: Ø49

Cod 0242703
SPECCHIO C-C NUCLEOS
NERO D70 | NUCLEOS BLACK
MIRROR W-FRAME D70
(Dim Ø70 | 1,5)
moq 2 | inner 2 | master 2

Acciaio, MDF e vetro. Misura
specchio: Ø69 | steel, MDF
and glass. Mirror size: Ø69



Cod 0242720
SPECCHIO C-C PLANET
ORO-BRONZO D50 | PLANET
BRONZE MIRROR W-FRAME
GOLD D50
(Dim Ø50 | 1,5)
moq 2 | inner 2 | master 2

Acciaio, MDF e vetro. Misura
specchio: Ø49 | steel, MDF
and glass. Mirror size: Ø49

Cod 0242724
SPECCHIO C-C PLANET
ORO-BRONZO D70 | PLANET
BRONZE MIRROR W-FRAME
GOLD D70
(Dim Ø70 | 1,5)
moq 2 | inner 2 | master 2

Acciaio, MDF e vetro. Misura
specchio: Ø69 | steel, MDF
and glass. Mirror size: Ø69

Cod 0242723
SPECCHIO C-C PLANET
NERO-SMOKE D60 | PLANET
SMOKE MIRROR W-FRAME
BLACK D60
(Dim Ø60 | 1,5)
moq 2 | inner 2 | master 2

Acciaio, MDF e vetro. Misura
specchio: Ø59 | steel, MDF
and glass. Mirror size: Ø59

Cod 0242725
SPECCHIO C-C PLANET NERO-
SMOKE D70 | PLANET SMOKE
MIRROR W-FRAME BLACK D70
(Dim Ø70 | 1,5)
moq 2 | inner 2 | master 2

Acciaio, MDF e vetro. Misura
specchio: Ø69 | steel, MDF
and glass. Mirror size: Ø69

Nucleos, Planet
& Contours

1. Cod 0242704
SPECCHIO C-C WINDOW NUCLEOS ORO | NUCLEOS WINDOW
GOLD MIRROR W-FRAME
(Dim 90 | 3 | 90h)
moq 1 | inner 1 | master 1
D1



3. Cod 0242705
SPECCHIO C-C WINDOW NUCLEOS NERO | NUCLEOS
WINDOW BLACK MIRROR W-FRAME
(Dim 90 | 3 | 90h)
moq 1 | inner 1 | master 1
D1



2. Cod 0242726
SPECCHIO C-C WINDOW PLANET ORO-BR 90X90 | WINDOW
PLANET BR MIRROR W-F GOLD 90X90
(Dim 90 | 3 | 90h)
moq 1 | inner 1 | master 1
D1



4. Cod 0242727
SPECCHIO C-C WINDOW PLANET NER-SMO 90X90 |
WINDOW PLANET SMO MIRROR W-F BLACK 90X90
(Dim 90 | 3 | 90h)
moq 1 | inner 1 | master 1
D1

1, 2, 3, 4, Acciaio, MDF e vetro. Misura specchio: 87.4x87.4 | Steel, MDF and glass. Mirror size: 87.4x87.4



Cod 0245220
SPECCHIO C-C 4G CONTOURS | CONTOURS 4H MIRROR
W-FRAME
(Dim 50 | 4,5 | 63h)
moq 2 | inner 2 | master 2

Struttura in acciaio, specchio in vetro. Misura specchio: Ø50
cm | steel frame, glass mirror. Mirror size: Ø50 cm




Cod 0245221
SPECCHIO C-C 5G CONTOURS | CONTOURS 5H MIRROR
W-FRAME
(Dim 60 | 10 | 75h)
moq 2 | inner 2 | master 2

Struttura in acciaio, specchio in vetro. Misura specchio:
Ø60 cm | steel frame, glass mirror. Mirror size: Ø60 cm

Universe
& Reflector

1. Cod 0242731
SPECCHIO C-C UNIVERSE NERO 80X170 | UNIVERSE BLACK
MIRROR W-FRAME 80X170
(Dim 80 | 1,5 | 170h)
moq 1 | inner 1 | master 1
D1



2. Cod 0242732
SPECCHIO C-C UNIVERSE ORO 80X170 | UNIVERSE GOLD
MIRROR W-FRAME 80X170
(Dim 80 | 1,5 | 170h)
moq 1 | inner 1 | master 1
D1

1, 2. Acciaio, MDF e vetro. Con 4 ganci per appendere lo specchio alla parete verticalmente oppure orizzontalmente.
Misura specchio: 79x169 | steel, MDF and glass. With 4 hooks to hang the mirror on the wall vertically or horizontally. Mirror size: 79x169



Cod 0245222
SPECCHIO REFLECTOR C-MENSOLA | REFLECTOR MIRROR
W-SHELF
(Dim 43 | 15 | 70h)
moq 2 | inner 2 | master 2

Struttura in acciaio, specchio in vetro. Misura specchio:
Ø30 cm | steel frame, glass mirror. Mirror size: Ø30 cm



Cod 0245223
SPECCHIO REFLECTOR C-MENSOLE | REFLECTOR MIRROR
W-SHELVES
(Dim 74 | 15 | 47h)
moq 2 | inner 2 | master 2

Struttura in acciaio, specchio in vetro. Misura specchio: Ø35
cm | steel frame, glass mirror. Mirror size: Ø35 cm



Home decor

Tappeti

Tessuti artigianalmente

Carpets
Handcrafted fabrics






TUTTI I PRODOTTI SONO TESSUTI
ARTIGIANALMENTE O CON TELAIO/ ALL
PRODUCTS ARE ARTISANALLY WOVEN
OR WITH FRAME

Home decor

Tappeti/Carpets



Chathu



1. Cod 0601542
TAPPETO CHATHU BEIGE 140X200 |
CHATHU BEIGE CARPET 140X200
(Dim 140 | 200)
moq 1 | inner 1 | master 1

2. Cod 0601541
TAPPETO CHATHU BEIGE 160X230 |
CHATHU BEIGE CARPET 160X230
(Dim 160 | 230)
moq 1 | inner 1 | master 1

3. Cod 0601543
TAPPETO CHATHU BEIGE 200X300 | CHATHU
BEIGE CARPET 200X300
(Dim 200 | 300)
moq 1 | inner 1 | master 1

Hiruni



7. Cod 0601523
TAPPETO HIRUNI BEIGE 140X200 | HIRUNI BEIGE CARPET 140X200
(Dim 140 | 200)
moq 1 | inner 1 | master 1

8. Cod 0601522
TAPPETO HIRUNI BEIGE 160X230 | HIRUNI BEIGE CARPET 160X230
(Dim 160 | 230)
moq 1 | inner 1 | master 1



4. Cod 0601545
TAPPETO CHATHU GRIGIO 140X200 |
CHATHU GREY CARPET 140X200
(Dim 140 | 200)
moq 1 | inner 1 | master 1

5. Cod 0601544
TAPPETO CHATHU GRIGIO 160X230 |
CHATHU GREY CARPET 160X230
(Dim 160 | 230)
moq 1 | inner 1 | master 1

6. Cod 0601546
TAPPETO CHATHU GRIGIO 200X300 | CHATHU
GREY CARPET 200X300
(Dim 200 | 300)
moq 1 | inner 1 | master 1




9. Cod 0601525
TAPPETO HIRUNI MARRONE 140X200 | HIRUNI BROWN CARPET
140X200
(Dim 140 | 200)
moq 1 | inner 1 | master 1

10. Cod 0601524
TAPPETO HIRUNI MARRONE 160X230 | HIRUNI BROWN CARPET
160X230
(Dim 160 | 230)
moq 1 | inner 1 | master 1

1, 2, 3, 4, 5, 6, Fronte in lana. Retro in cotone. | Front made of wool. Back made of cotton.

7, 8, 9, 10, 70% Lana, 30% poliestere | 70% wool, 30% polyester.

Kalpani & Rashmi



1. Cod 0601558
TAPPETO KALPANI MARRONE 140X200 | KALPANI BROWN CARPET 140X200
(Dim 140 | 200)
moq 1 | inner 1 | master 1

2. Cod 0601557
TAPPETO KALPANI MARRONE 160X230 | KALPANI BROWN CARPET 160X230
(Dim 160 | 230)
moq 1 | inner 1 | master 1

1, 2, Poliestere | polyester




3. Cod 0601527
TAPPETO RASHMI MARRONE 140X200 | RASHMI BROWN CARPET 140X200
(Dim 140 | 200)
moq 1 | inner 1 | master 1

4. Cod 0601526
TAPPETO RASHMI MARRONE 160X230 | RASHMI BROWN CARPET 160X230
(Dim 160 | 230)
moq 1 | inner 1 | master 1

5. Cod 0601528
TAPPETO RASHMI MARRONE 80X250 | RASHMI BROWN CARPET 80X250
(Dim 80 | 250)
moq 1 | inner 1 | master 1

3, 4, 5, Fronte in viscosa. Retro in cotone. | Front made of viscose. Back made of cotton.


Rashmi & Samadhi



6. Cod 0601530
TAPPETO RASHMI GRIGIO 140X200 | RASHMI GREY CARPET 140X200
(Dim 140 | 200)
moq 1 | inner 1 | master 1

7. Cod 0601529
TAPPETO RASHMI GRIGIO 160X230 | RASHMI GREY CARPET 160X230
(Dim 160 | 230)
moq 1 | inner 1 | master 1

8. Cod 0601531
TAPPETO RASHMI GRIGIO 80X250 | RASHMI GREY CARPET 80X250
(Dim 80 | 250)
moq 1 | inner 1 | master 1



9. Cod 0601536
TAPPETO SAMADHI BEIGE 140X200 | SAMADHI BEIGE CARPET 140X200
(Dim 140 | 200)
moq 1 | inner 1 | master 1

10. Cod 0601535
TAPPETO SAMADHI BEIGE 160X230 | SAMADHI BEIGE CARPET 160X230
(Dim 160 | 230)
moq 1 | inner 1 | master 1

11. Cod 0601537
TAPPETO SAMADHI BEIGE 80X200 | SAMADHI BEIGE CARPET 80X200
(Dim 80 | 200)
moq 1 | inner 1 | master 1

6, 7, 8, 9, 10, 11, Fronte in viscosa. Retro in cotone. | Front made of viscose. Back made of cotton.



Rashmi & Samadhi



1. Cod 0601533
TAPPETO RASHMI AZZURRO 140X200 |
RASHMI LIGHT BLUE CARPET 140X200
(Dim 140 | 200)
moq 1 | inner 1 | master 1



2. Cod 0601532
TAPPETO RASHMI AZZURRO 160X230 |
RASHMI LIGHT BLUE CARPET 160X230
(Dim 160 | 230)
moq 1 | inner 1 | master 1



3. Cod 0601534
TAPPETO RASHMI AZZURRO 80X250 |
RASHMI LIGHT BLUE CARPET 80X250
(Dim 80 | 250)
moq 1 | inner 1 | master 1



4. Cod 0601539
TAPPETO SAMADHI MARRONE 140X200 |
SAMADHI BROWN CARPET 140X200
(Dim 140 | 200)
moq 1 | inner 1 | master 1



5. Cod 0601538
TAPPETO SAMADHI MARRONE 160X230 |
SAMADHI BROWN CARPET 160X230
(Dim 160 | 230)
moq 1 | inner 1 | master 1



6. Cod 0601540
TAPPETO SAMADHI MARRONE 80X200 |
SAMADHI BROWN CARPET 80X200
(Dim 80 | 200)
moq 1 | inner 1 | master 1

1, 2, 3, 4, 5, 6, Fronte in viscosa. Retro in cotone. | Front made of viscose. Back made of cotton.

Hansi



7. Cod 0601548
TAPPETO HANSI BEIGE-GRIGIO-MARR 140X200 | HANSI BEIGE-
GREY-BROWN CARPET 140X200
(Dim 140 | 200)
moq 1 | inner 1 | master 1



8. Cod 0601547
TAPPETO HANSI BEIGE-GRIGIO-MARR 160X230 | HANSI BEIGE-
GREY-BROWN CARPET 160X230
(Dim 160 | 230)
moq 1 | inner 1 | master 1



9. Cod 0601550
TAPPETO HANSI BEIGE-GRIGIO-AZZUR 140X200 | HANSI BEIG-
GREY-LIGHT BLU CARPET 140X200
(Dim 140 | 200)
moq 1 | inner 1 | master 1




10. Cod 0601549
TAPPETO HANSI BEIGE-GRIGIO-AZZUR 160X230 | HANSI BEIG-
GREY-LIGHT BLU CARPET 160X230
(Dim 160 | 230)
moq 1 | inner 1 | master 1

7, 8, 9, 10, Fronte in 70% poliestere, 30% lana. Retro in cotone. | Front made of 70% polyester, 30% wool. Back made of cotton.



Senuri



1. Cod 0601552
 TAPPETO SENURI BEIGE 140X200 | SENURI
 BEIGE CARPET 140X200
 (Dim 140 | 200)
 moq 1 | inner 1 | master 1

2. Cod 0601551
 TAPPETO SENURI BEIGE 160X230 | SENURI
 BEIGE CARPET 160X230
 (Dim 160 | 230)
 moq 1 | inner 1 | master 1

3. Cod 0601553
 TAPPETO SENURI BEIGE 200X300 |
 SENURI BEIGE CARPET 200X300
 (Dim 200 | 300)
 moq 1 | inner 1 | master 1

Arena



7. Cod 0601474
 TAPPETO ARENA GRIGIO CHIARO 160X230 | ARENA LIGHT GREY
 CARPET 160X230
 (Dim 160 | 230)
 moq 1 | inner 1 | master 1

8. Cod 0601471
 TAPPETO ARENA BLU 160X230 | ARENA BLUE CARPET 160X230
 (Dim 160 | 230)
 moq 1 | inner 1 | master 1



4. Cod 0601555
 TAPPETO SENURI MARRONE 140X200 |
 SENURI BROWN CARPET 140X200
 (Dim 140 | 200)
 moq 1 | inner 1 | master 1

5. Cod 0601554
 TAPPETO SENURI MARRONE 160X230 | SENURI
 BROWN CARPET 160X230
 (Dim 160 | 230)
 moq 1 | inner 1 | master 1

6. Cod 0601556
 TAPPETO SENURI MARRONE 200X300 |
 SENURI BROWN CARPET 200X300
 (Dim 200 | 300)
 moq 1 | inner 1 | master 1



9. Cod 0601473
 TAPPETO ARENA BEIGE 80X200 | ARENA
 BEIGE CARPET 80X200
 (Dim 80 | 200)
 moq 1 | inner 1 | master 1

10. Cod 0601497
 TAPPETO ARENA BEIGE 160X230 | ARENA
 BEIGE CARPET 160X230
 (Dim 160 | 230)
 moq 1 | inner 1 | master 1

11. Cod 0601472
 TAPPETO ARENA BEIGE 200X290 | ARENA
 BEIGE CARPET 200X290
 (Dim 200 | 290)
 moq 1 | inner 1 | master 1

1, 2, 3, 4, 5, 6, 70% Lana, 30% poliestere | 70% wool, 30% polyester

7, 8, 9, 10, 11, Fronte in 60% viscosa e 40% lana. Retro in latex antiscivolo. | Front made of 60% viscose and 40% wool. Back made of non-slip latex.





Klab & Suri



1. Cod 0601476
TAPPETO KLAB BEIGE 160X230 | KLAB BEIGE CARPET 160X230
(Dim 160 | 230)
moq 1 | inner 1 | master 1



2. Cod 0601477
TAPPETO KLAB GRIGIO CHIARO 160X230 | KLAB LIGHT GREY
CARPET 160X230
(Dim 160 | 230)
moq 1 | inner 1 | master 1

1, 2, Fronte in viscosa pile e ciniglia. Retro in latex antiscivolo. | Front made of viscose pile and chenille. Back made of non-slip latex.



3. Cod 0601485
TAPPETO SURI ARGENTO 80X150 | SURI SILVER
CARPET 80X150
(Dim 80 | 150)
moq 1 | inner 1 | master 1



4. Cod 0601560
TAPPETO SURI ARGENTO 155X230 | SURI
SILVER CARPET 155X230
(Dim 155 | 230)
moq 1 | inner 1 | master 1



5. Cod 0601484
TAPPETO SURI ARGENTO 200X290 | SURI
SILVER CARPET 200X290
(Dim 200 | 290)
moq 1 | inner 1 | master 1


3, 4, 5, Fronte in 50% ciniglia, 30% poliestere e 20% cotone. Retro in latex. | Front made of 50% chenille, 30% polyester and 20% cotton. Back made of latex.





Yuno

Cottage



1. Cod 0601559
TAPPETO YUNO GRIGIO 80X150 | YUNO GREY CARPET 80X150
(Dim 80 | 150)
moq 1 | inner 1 | master 1

2. Cod 0601499
TAPPETO YUNO GRIGIO 155X230 | YUNO GREY CARPET 155X230
(Dim 155 | 230)
moq 1 | inner 1 | master 1

3. Cod 0601483
TAPPETO YUNO GRIGIO 200X290 | YUNO GREY CARPET 200X290
(Dim 200 | 290)
moq 1 | inner 1 | master 1

6. Cod 0607618
TAPPETO COTTAGE ARGENTO 140X200 | COTTAGE SILVER CARPET 140X200
(Dim 140 | 200)
moq 1 | inner 1 | master 1

7. Cod 0607619
TAPPETO COTTAGE ARGENTO 160X230 | COTTAGE SILVER CARPET 160X230
(Dim 160 | 230)
moq 1 | inner 1 | master 1



4. Cod 0601480
TAPPETO YUNO GIALLO 155X230 | YUNO YELLOW CARPET 155X230
(Dim 155 | 230)
moq 1 | inner 1 | master 1

5. Cod 0601498
TAPPETO YUNO TORTORA 155X230 | YUNO TAUPE CARPET 155X230
(Dim 155 | 230)
moq 1 | inner 1 | master 1

8. Cod 0608258
TAPPETO COTTAGE BLUSH D120 | COTTAGE BLUSH CARPET D120
(Dim Ø120)
moq 1 | inner 1 | master 1

9. Cod 0608256
TAPPETO COTTAGE BLUSH 160X230 | COTTAGE BLUSH CARPET 160X230
(Dim 160 | 230)
moq 1 | inner 1 | master 1

10. Cod 0608257
TAPPETO COTTAGE BLUSH 200X300 | COTTAGE BLUSH CARPET 200X300
(Dim 300 | 200)
moq 1 | inner 1 | master 1

1, 2, 3, 4, 5, Fronte in 50% ciniglia, 30% poliestere e 20% cotone. Retro in latex. | Front made of 50% chenille, 30% polyester and 20% cotton. Back made of latex.

6, 7, 8, 9, 10, Viscosa 100%, retro in cotone 100% | 100% viscose, back made of 100% cotton.



Cottage



1. Cod 0608264
 TAPPETO COTTAGE BEIGE D120 | COTTAGE
 BEIGE CARPET D120
 (Dim Ø120)
 moq 1 | inner 1 | master 1



2. Cod 0608262
 TAPPETO COTTAGE BEIGE 160X230 |
 COTTAGE BEIGE CARPET 160X230
 (Dim 160 | 230)
 moq 1 | inner 1 | master 1



3. Cod 0608263
 TAPPETO COTTAGE BEIGE 200X300 | COTTAGE
 BEIGE CARPET 200X300
 (Dim 300 | 200)
 moq 1 | inner 1 | master 1



4. Cod 0608261
 TAPPETO COTTAGE MENTA D120 | COTTAGE
 MINT CARPET D120
 (Dim Ø120)
 moq 1 | inner 1 | master 1




5. Cod 0608259
 TAPPETO COTTAGE MENTA 160X230 |
 COTTAGE MINT CARPET 160X230
 (Dim 160 | 230)
 moq 1 | inner 1 | master 1



6. Cod 0608260
 TAPPETO COTTAGE MENTA 200X300 | COTTAGE
 MINT CARPET 200X300
 (Dim 300 | 200)
 moq 1 | inner 1 | master 1

1, 2, 3, 4, 5, 6, Viscosa 100%, retro in cotone 100% | 100% viscose, back made of 100% cotton





Cottage & Graffiti



1. Cod 0607616
TAPPETO COTTAGE GRIGIO SCURO 140X200 | COTTAGE DARK GREY CARPET 140X200
(Dim 140 | 200)
moq 1 | inner 1 | master 1



2. Cod 0607617
TAPPETO COTTAGE GRIGIO SCURO 160X230 | COTTAGE DARK GREY CARPET 160X230
(Dim 160 | 230)
moq 1 | inner 1 | master 1

1, 2, Viscosa 100%, retro in cotone 100% | viscose 100%, back in cotton 100%



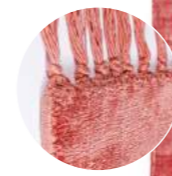
3. Cod 0608232
TAPPETO GRAFFITI SENAPE 140X200 | GRAFFITI MUSTARD CARPET 140X200
(Dim 140 | 200)
moq 1 | inner 1 | master 1



4. Cod 0608233
TAPPETO GRAFFITI SENAPE 160X230 | GRAFFITI MUSTARD CARPET 160X230
(Dim 160 | 230)
moq 1 | inner 1 | master 1

3, 4, Cotone 95%, poliestere 5%. Retro in cotone 100% | 95% cotton, 5% polyester. 100% Cotton back

Belize & Imperial



5. Cod 0608238
TAPPETO BELIZE CORALLO 140X200 | BELIZE CORAL CARPET 140X200
(Dim 140 | 200)
moq 1 | inner 1 | master 1




6. Cod 0608239
TAPPETO BELIZE CORALLO 160X230 | BELIZE CORAL CARPET 160X230
(Dim 160 | 230)
moq 1 | inner 1 | master 1



Cod 0608255
CUSCINO IMPERIAL GRIGIO CH 50X50 | IMPERIAL LIGHT GREY CUSHION 50X50
(Dim 50 | 50)
moq 2 | inner 1 | master 6

Viscosa 100%. Retro in cotone 100%. Imbottitura in poliestere 100%. Sfoderabile con cerniera lampo a scomparsa | 100% viscose, back made of 100% cotton. 100% Polyester filling. Removable with concealed zipper



7. Cod 0608253
TAPPETO IMPERIAL GRIGIO CH 160X230 | IMPERIAL LIGHT GREY CARPET 160X230
(Dim 160 | 230)
moq 1 | inner 1 | master 1

5, 6, 7, 8, Viscosa 100%, retro in cotone 100% | 100% viscose, back made of 100% cotton



8. Cod 0608254
TAPPETO IMPERIAL GRIGIO CH 200X300 | IMPERIAL LIGHT GREY CARPET 200X300
(Dim 300 | 200)
moq 1 | inner 1 | master 1



Helen

Zanzibar



- 1. Cod 0608092
TAPPETO HELEN GRIGIO CHIARO 60X90 | HELEN L.GREY CARPET 60X90 (Dim 60 | 90) moq 6 | inner 1 | master 6
- 2. Cod 0608093
TAPPETO HELEN GRIGIO CHIARO 140X200 | HELEN L.GREY CARPET 140X200 (Dim 140 | 200) moq 1 | inner 1 | master 1
- 3. Cod 0608094
TAPPETO HELEN GRIGIO CHIARO 170X240 | HELEN L.GREY CARPET 170X240 (Dim 170 | 240) moq 1 | inner 1 | master 1

- 6. Cod 0608080
TAPPETO ZANZIBAR NATURALE 60X90 | ZANZIBAR NATURAL RUG 60X90 (Dim 60 | 90) moq 2 | inner 1 | master 6
- 7. Cod 0608081
TAPPETO ZANZIBAR NATURALE 140X200 | ZANZIBAR NATURAL RUG 140X200 (Dim 140 | 200) moq 1 | inner 1 | master 1
- 8. Cod 0608082
TAPPETO ZANZIBAR NATURALE 170X240 | ZANZIBAR NATURAL RUG 170X240 (Dim 170 | 240) moq 1 | inner 1 | master 1

1, 2, 3, 90% Pelle, 10% cotone | 90% leather, 10% cotton



- 4. Cod 0607501
TAPPETO HELEN ARGENTO 120X180 | RUG HELEN SILVER 120X180 (Dim 120 | 180) moq 1 | inner 1 | master 1
- 5. Cod 0607500
TAPPETO HELEN ARGENTO 140X200 | RUG HELEN SILVER 140X200 (Dim 140 | 200) moq 1 | inner 1 | master 1

- 9. Cod 0608087
TAPPETO ZANZIBAR MARRONE 140X200 | ZANZIBAR BROWN RUG 140X200 (Dim 140 | 200) moq 1 | inner 1 | master 1
- 10. Cod 0608088
TAPPETO ZANZIBAR MARRONE 170X240 | ZANZIBAR BROWN RUG 170X240 (Dim 170 | 240) moq 1 | inner 1 | master 1
- 11. Cod 0608091
TAPPETO ZANZIBAR BLU 170X240 | ZANZIBAR BLUE RUG 170X240 (Dim 170 | 240) moq 1 | inner 1 | master 1

4, 5, 10% Cotone 90% pelle riciclata | 10% cotton, 90% recycle leather

6, 7, 8, 9, 10, 11, 100% luta | 100% jute



Rexa, Chrea & Siria



1. Cod 0601562
TAPPETO REXA AZZURRO 155X230 | REXA LIGHT BLUE CARPET 155X230
(Dim 155 | 230)
moq 1 | inner 1 | master 1



2. Cod 0601561
TAPPETO CHREA BLU 155X230 | CHREA BLUE CARPET 155X230
(Dim 155 | 230)
moq 1 | inner 1 | master 1



3. Cod 0601486
TAPPETO CHREA BLU 200X290 | CHREA BLUE CARPET 200X290
(Dim 200 | 290)
moq 1 | inner 1 | master 1

1, 2, 3, Fronte in 50% ciniglia, 30% poliestere e 20% cotone. Retro in latex. | Front made of 50% chenille, 30% polyester and 20% cotton. Back made of latex.

Siria, Atena & Zeus



6. Cod 0608070
TAPPETO SIRIA AZZURRO 140X200 | SIRIA LIGHT BLUE RUG 140X200
(Dim 140 | 200)
moq 1 | inner 1 | master 1



7. Cod 0608071
TAPPETO SIRIA AZZURRO 160X230 | SIRIA LIGHT BLUE RUG 160X230
(Dim 160 | 230)
moq 1 | inner 1 | master 1



4. Cod 0607485
TAPPETO SIRIA GRIGIO 140X200 | CARPET SIRIA GREY 140X200
(Dim 140 | 200)
moq 1 | inner 1 | master 1



5. Cod 0607486
TAPPETO SIRIA GRIGIO 160X230 | CARPET SIRIA GREY 160X230
(Dim 160 | 230)
moq 1 | inner 1 | master 1

4, 5, Fronte in 95% cotone ciniglia e 5% poliestere. Retro in cotone. | Front made of 95% cotton chenille and 5% polyester. Back made of cotton.



8. Cod 0608072
TAPPETO ATENA 140X200 | ATENA RUG 140X200
(Dim 140 | 200)
moq 1 | inner 1 | master 1



9. Cod 0608073
TAPPETO ATENA 160X230 | ATENA RUG 160X230
(Dim 160 | 230)
moq 1 | inner 1 | master 1



10. Cod 0608074
TAPPETO ZEUS NERO 140X200 | ZEUS BLACK RUG 140X200
(Dim 140 | 200)
moq 1 | inner 1 | master 1



11. Cod 0608075
TAPPETO ZEUS NERO 160X230 | ZEUS BLACK RUG 160X230
(Dim 160 | 230)
moq 1 | inner 1 | master 1

6, 7, 8, 9, 10, 11, Fronte in 95% cotone ciniglia e 5% poliestere. Retro in cotone. | Front made of 95% cotton chenille and 5% polyester. Back made of cotton.



Bombay & Jaipur



1. Cod 0608234
TAPPETO BOMBAY BLU 140X200 | BOMBAY BLUE CARPET
140X200
(Dim 140 | 200)
moq 1 | inner 1 | master 1



2. Cod 0608235
TAPPETO BOMBAY BLU 160X230 | BOMBAY BLUE CARPET
160X230
(Dim 160 | 230)
moq 1 | inner 1 | master 1



3. Cod 0608236
TAPPETO JAIPUR GRIGIO 140X200 | JAIPUR GREY CARPET
140X200
(Dim 140 | 200)
moq 1 | inner 1 | master 1



4. Cod 0608237
TAPPETO JAIPUR GRIGIO 160X230 | JAIPUR GREY CARPET
160X230
(Dim 160 | 230)
moq 1 | inner 1 | master 1

1, 2, 3, 4, Cotone 95%, poliestere 5%. Retro in cotone 100% | 95% cotton, 5% polyester. 100% Cotton back



Panama & Delhi



Cod 0608252
CUSCINO PANAMA GRIGIO SC 50X50 |
PANAMA DARK GREY CUSHION 50X50
(Dim 50 | 50)
moq 2 | inner 1 | master 6

Viscosa 100%. Retro in cotone
100%. Imbottitura in poliestere 100%.
Sfoderabile con cerniera lampo a
scomparsa | 100% viscose, back made
of 100% cotton. 100% Polyester filling.
Removable with concealed zipper



5. Cod 0608250
TAPPETO PANAMA GRIGIO SC 160X230 |
PANAMA DARK GREY CARPET 160X230
(Dim 160 | 230)
moq 1 | inner 1 | master 1




6. Cod 0608251
TAPPETO PANAMA GRIGIO SC 200X300 |
PANAMA DARK GREY CARPET 200X300
(Dim 300 | 200)
moq 1 | inner 1 | master 1



Cod 0462899
CUSCINO DELHI GRIGIO SC 50X50 |
DELHI DARK GREY CUSHION 50X50
(Dim 50 | 50)
moq 2 | inner 1 | master 6

Viscosa 100%. Retro in cotone
100%. Imbottitura in poliestere 100%.
Sfoderabile con cerniera lampo a
scomparsa | 100% viscose, back made
of 100% cotton. 100% Polyester filling.
Removable with concealed zipper



7. Cod 0608265
TAPPETO DELHI GRIGIO SC 160X230 |
DELHI DARK GREY CARPET 160X230
(Dim 160 | 230)
moq 1 | inner 1 | master 1



8. Cod 0608266
TAPPETO DELHI GRIGIO SC 200X300 |
DELHI DARK GREY CARPET 200X300
(Dim 200 | 300)
moq 1 | inner 1 | master 1

5, 6, 7, 8, Viscosa 100%, retro in cotone 100% | 100% viscose, back made of 100% cotton



Linee, Geometric, Ares, Giordania, Tabuk, Algeri & Haima



1. Cod 0608222
TAPPETO LINEE AVORIO 140X200 | LINES IVORY CARPET 140X200
(Dim 140 | 200)
moq 1 | inner 1 | master 1



2. Cod 0608223
TAPPETO LINEE AVORIO 160X230 | LINES IVORY CARPET 160X230
(Dim 160 | 230)
moq 1 | inner 1 | master 1

1, 2, Poliestere 100%. Retro in cotone 100% | 100% polyester. Back 100% cotton



3. Cod 0608107
TAPPETO GIORDANIA GRIGIO 140X200 | GIORDANIA GREY CARPET 140X200
(Dim 140 | 200)
moq 1 | inner 1 | master 1



4. Cod 0608108
TAPPETO GIORDANIA GRIGIO 160X230 | GIORDANIA GREY CARPET 160X230
(Dim 160 | 230)
moq 1 | inner 1 | master 1

3, 4, 5, 6, Cotone 100% | cotton 100%



5. Cod 0608105
TAPPETO TABUK ANTRACITE 140X200 | TABUK ANTHRACITE CARPET 140X200
(Dim 140 | 200)
moq 1 | inner 1 | master 1



6. Cod 0608106
TAPPETO TABUK ANTRACITE 160X230 | TABUK ANTHRACITE 160X230
(Dim 160 | 230)
moq 1 | inner 1 | master 1



Cod 0608224
TAPPETO GEOMETRIC AVORIO 140X200 | GEOMETRIC IVORY CARPET 140X200
(Dim 140 | 200)
moq 1 | inner 1 | master 1

Poliestere 100%. Retro in cotone 100% | 100% polyester. Back 100% cotton



Cod 0608078
TAPPETO ARES 140X200 | ARES RUG 140X200
(Dim 140 | 200)
moq 1 | inner 1 | master 1

100% Cotone | 100% cotton



7. Cod 0607556
TAPPETO ALGERI 140X200 | ALGERI CARPET 140X200
(Dim 140 | 200)
moq 1 | inner 1 | master 1



8. Cod 0607557
TAPPETO ALGERI 160X230 | ALGERI CARPET 160X230
(Dim 160 | 230)
moq 1 | inner 1 | master 1

7, 8, Fronte in 95% cotone ciniglia e 5% poliestere. Retro in cotone. | Cotton chenille and polyester



Cod 0608103
TAPPETO HAIMA 140X200 | HAIMA CARPET 140X200
(Dim 140 | 200)
moq 1 | inner 1 | master 1

luta 70%, lana 30% | jute 70%, wool 30%



Cancun, Twist, Ankita, Kaja & Tilak



Cod 0607612
TAPPETO CANCUN TORTORA 140X200 | CANCUN TAUPE CARPET 140X200
(Dim 140 | 200)
moq 1 | inner 1 | master 1

Vera pelle 100%, retro in cotone 50%, lana 50% | leather 100%, back in cotton 50%, wool 50%



1. Cod 0462288
CUSCINO TWIST GRIGIO 50X50 | CUSHION TWIST GREY 50X50
(Dim 50 | 50)
moq 1 | inner 1 | master 6



2. Cod 0462290
CUSCINO TWIST TURCHESE 50X50 | CUSHION TWIST TURQUOISE 50X50
(Dim 50 | 50)
moq 1 | inner 1 | master 6

1, 2, Rivestimento in cotone ciniglia 95%, poliestere 5%. Imbottitura in poliestere 100%. Sfoderabile con cerniera lampo a scomparsa | cover made of 95% cotton chenille and 5% polyester. Filling made of 100% polyester. Removable with concealed zipper.



3. Cod 0608267
TAPPETO ANKITA NATURALE D150 | ANKITA NATURAL CARPET D150
(Dim Ø150 cm)
moq 1 | inner 1 | master 1

3, 4, luta intrecciata | braided jute



4. Cod 0608268
TAPPETO KAJAL NATURALE D150 | KAJAL NATURAL CARPET D150
(Dim Ø150 cm)
moq 1 | inner 1 | master 1



5. Cod 0463232
CUSCINO TILAK SUNBURN 45X45 | TILAK SUNBURN CUSHION 45X45
(Dim 45 | 45)
moq 2 | inner 1 | master 15



8. Cod 0463234
CUSCINO TILAK DESERT 45X45 | TILAK DESERT CUSHION 45X45
(Dim 45 | 45)
moq 2 | inner 1 | master 15



11. Cod 0463233
CUSCINO TILAK ALASKAN 45X45 | TILAK SUNBURN CUSHION 45X45
(Dim 45 | 45)
moq 2 | inner 1 | master 15



14. Cod 0463235
CUSCINO TILAK SNORKEL 45X45 | TILAK SNORKEL CUSHION 45X45
(Dim 45 | 45)
moq 2 | inner 1 | master 15

5, 6, 8, 9, 11, 12, 14, 15, Rivestimento in cotone lavorato e ricamato a mano, imbottitura in poliestere. | Cover in cotton made and embroidered by hand, filling in polyester.



6. Cod 0463236
CUSCINO TILAK SUNBURN 40X60 | TILAK SUNBURN CUSHION 40X60
(Dim 40 | 60)
moq 2 | inner 1 | master 10



9. Cod 0463238
CUSCINO TILAK DESERT 40X60 | TILAK DESERT CUSHION 40X60
(Dim 40 | 60)
moq 2 | inner 1 | master 10



12. Cod 0463237
CUSCINO TILAK ALASKAN 40X60 | TILAK ALASKAN CUSHION 40X60
(Dim 40 | 60)
moq 2 | inner 1 | master 10



15. Cod 0463239
CUSCINO TILAK SNORKEL 40X60 | TILAK SNORKEL CUSHION 40X60
(Dim 40 | 60)
moq 2 | inner 1 | master 10



7. Cod 0720092
POUF TILAK SUNBURN D50 | TILAK SUNBURN POUF D50
(Dim Ø50a | 35h)
moq 1 | inner 1 | master 1



10. Cod 0720094
POUF TILAK DESERT D50 | TILAK DESERT POUF D50
(Dim Ø50a | 35h)
moq 1 | inner 1 | master 1



13. Cod 0720093
POUF TILAK ALASKAN D50 | TILAK ALASKAN POUF D50
(Dim Ø50a | 35h)
moq 1 | inner 1 | master 1



16. Cod 0720095
POUF TILAK SNORKEL D50 | TILAK SNORKEL POUF D50
(Dim Ø50a | 35h)
moq 1 | inner 1 | master 1

7, 10, 13, 16, Rivestimento in cotone lavorato e ricamato a mano, imbottitura con palline di polistirolo. | Cover in cotton made and embroidered by hand, filling with polystyrene balls.



Tamil



1. Cod 0462945
CUSCINO TAMIL IMPERIAL 60X60 |
TAMIL IMPERIAL CUSHION 60X60
(Dim 60 | 60)
moq 2 | inner 1 | master 15



2. Cod 0720027
POUF TAMIL IMPERIAL D60 | TAMIL
IMPERIAL POUF D60
(Dim Ø60a | 25h)
moq 1 | inner 1 | master 1



3. Cod 0720024
POGGIAPIEDI TAMIL IMPERIAL | TAMIL
IMPERIAL FOOT STOOL
(Dim 40a | 40b | 25h)
moq 2 | inner 1 | master 2

1, 2, 4, 5, 7, Rivestimento in cotone, imbottitura in poliestere. | Cover in cotton, filling in polyester.

3, 6, Struttura in legno mango e rivestimento in cotone. | Frame in mango wood, cover in cotton.



4. Cod 0462940
CUSCINO TAMIL ALOE 45X45 |
TAMIL ALOE CUSHION 45X45
(Dim 45 | 45)
moq 4 | inner 1 | master 15



5. Cod 0720025
POUF TAMIL ALOE D60 | TAMIL
ALOE POUF D60
(Dim Ø60a | 25h)
moq 1 | inner 1 | master 1



6. Cod 0720023
POGGIAPIEDI TAMIL ALOE |
TAMIL ALOE FOOT STOOL
(Dim 40a | 40b | 25h)
moq 2 | inner 2 | master 2



7. Cod 0720026
POUF TAMIL TANGO D60 |
TAMIL TANGO POUF D60
(Dim Ø60a | 25h)
moq 1 | inner 1 | master 1





Yucatan, Veracruz, Acapulco & Gezira



1. Cod 0462860
CUSCINO YUCATAN NAT-NERO 45X45
| YUCATAN NATURAL-BLACK CUSHION
45X45
(Dim 45 | 45)
moq 1 | inner 1 | master 6



2. Cod 0720895
POUF YUCATAN NAT-NERO 45X45 |
YUCATAN NATURAL-BLACK POUF 45X45
(Dim 45 | 45 | 45h)
moq 1 | inner 1 | master 1



3. Cod 0720896
SGABELLO YUCATAN NAT-NERO D30 |
YUCATAN NATURAL-BLACK STOOL D30
(Dim Ø30 | 40h)
moq 1 | inner 1 | master 1



4. Cod 0462861
CUSCINO VERACRUZ NAT-NERO 45X45
| VERACRUZ NATURAL-BLACK CUSHION
45X45
(Dim 45 | 45)
moq 1 | inner 1 | master 6



5. Cod 0720897
POUF VERACRUZ NAT-NERO 45X45
| VERACRUZ NATURAL-BLACK POUF
45X45
(Dim 45 | 45 | 45h)
moq 1 | inner 1 | master 1



6. Cod 0720898
SGABELLO VERACRUZ NAT-NERO D30 |
VERACRUZ NATURAL-BLACK STOOL D30
(Dim Ø30 | 40h)
moq 1 | inner 1 | master 1



7. Cod 0462862
CUSCINO ACAPULCO NAT
45X45 | ACAPULCO NATURAL
CUSHION 45X45
(Dim 45 | 45)
moq 1 | inner 1 | master 6



8. Cod 0720893
POUF ACAPULCO NAT 45X45
| ACAPULCO NATURAL POUF
45X45
(Dim 45 | 45 | 45h)
moq 1 | inner 1 | master 1



9. Cod 0720894
SGABELLO ACAPULCO NAT
D30 | ACAPULCO NATURAL
STOOL D30
(Dim Ø30 | 40h)
moq 1 | inner 1 | master 1



Cod 0720833
POUF GEZIRA 45X45 | GEZIRA
POUF 45X45
(Dim 45 | 45 | 35)
moq 1 | inner 1 | master 1

1, 2, 4, 5, 7, 8. Rivestimento in cotone, imbottitura in poliester. Sfoderabile con cerniera lampo | cotton cover and polyester filling. Removable with zipper

3, 6, 9. Legno di eucalipto, rivestimento in 100% cotone | eucalyptus and cover made of 100% cotton.

Rivestimento in 60% cotone e 40% iuta. Imbottitura in 100% polistirolo. | Cover made of 60% cotton and 40% jute, filling made of 100% polystyrene balls





Intreccio



1. Cod 0720170
POUF INTRECCIO GRIGIO SCURO D50 | POUFFE WEAVE DARK GREY (Dim Ø50 | 35h)
moq 1 | inner 1 | master 1



2. Cod 0720175
POUF INTRECCIO TORTORA D50 | POUFFE WEAVE DOVE-GREY D50 (Dim Ø50 | 35h)
moq 1 | inner 1 | master 1



3. Cod 0720176
POUF INTRECCIO SABBIA D50 | POUFFE WEAVE SAND D50 (Dim Ø50 | 35h)
moq 1 | inner 1 | master 1



4. Cod 0720183
POUF INTRECCIO TORTORA D80 | WEAVE POUFFE DOVE-GREY D80 (Dim Ø80 | 35h)
moq 1 | inner 1 | master 1



5. Cod 0720178
POUF INTRECCIO GRIGIO SCURO D80 | POUFFE WEAVE DARK GREY D80 (Dim Ø80 | 35h)
moq 1 | inner 1 | master 1



6. Cod 0720184
POUF INTRECCIO SABBIA D80 | WEAVE POUFFE SAND D80 (Dim Ø80 | 35h)
moq 1 | inner 1 | master 1



7. Cod 0720736
POUF INTRECCIO BLUSH D80 | WEAVE BLUSH POUFFE D80 (Dim Ø80 | 35h)
moq 1 | inner 1 | master 1



8. Cod 0720738
POUF INTRECCIO MENTA D80 | WEAVE MINT POUFFE D80 (Dim Ø80 | 35h)
moq 1 | inner 1 | master 1



1, 2, 3, 4, 5, 6, 7, 8. Rivestimento in 100% cotone, imbottitura in 100% polistirolo. | Cover made of 100% cotton, filling made of 100% polystyrene balls.



Outdoor Use



**TUTTI I PRODOTTI SONO TESSUTI
ARTIGIANALMENTE O CON TELAIO/ ALL
PRODUCTS ARE ARTISANALLY WOVEN
OR WITH FRAME**

Home decor

Tappeti/Carpets




Savan & Dadra



Cod 0806771
FODERA CUSCINO ESTERNO
SAVAN BEIGE 45X45 | SAVAN
OUTDOOR COVER CUSHION
BEIGE 45X45
(Dim 45 | 2.3 | 45)
moq 2 | inner 1 | master 15

Fodera cuscino di produzione artigianale, lavorato completamente a mano. Composizione: 520gr/m², 90% polipropilene, 10% poliestere. Si raccomanda di tenere lontano da cloro e salsedine. | Handmade cushion cover production, completely hand worked. Composition: 520gr, 90% polypropylene, 10% polyester. It is recommended to keep it away from chlorine and saltiness.



1. Cod 0607722
TAPPETO DA ESTERNO SAVAN
BEIGE 170X240 | SAVAN
OUTDOOR CARPET BEIGE
170X240
(Dim 170 | 1.1 | 240)
moq 1 | inner 1 | master 1



2. Cod 0607723
TAPPETO DA ESTERNO SAVAN
BEIGE 200X300 | SAVAN
OUTDOOR CARPET BEIGE
200X300
(Dim 200 | 1.1 | 300)
moq 1 | inner 1 | master 1




3. Cod 0607724
TAPPETO DA ESTERNO SAVAN
BEIGE 230X350 | SAVAN
OUTDOOR CARPET BEIGE
230X350
(Dim 230 | 1.1 | 350)
moq 1 | inner 1 | master 1

1, 2, 3. Tappeto di produzione artigianale, lavorato completamente a mano. Composizione: 2.800 Gr/m², 100% polipropilene. Si raccomanda di tenere lontano da cloro e salsedine. | Handmade carpet production, completely hand worked. Composition: 2.800 Gr/m², 100% polypropylene. It is recommended to keep it away from chlorine and saltiness.



Cod 0806773
FODERA CUSCINO ESTERNO
DADRA MARR 45X45 |
DADRA OUTDOOR COVER
CUSHION BROWN 45X45
(Dim 45 | 2.3 | 45)
moq 2 | inner 1 | master 15

Fodera cuscino di produzione artigianale, lavorato completamente a mano. Composizione: 520gr/m², 90% polipropilene, 10% poliestere. Si raccomanda di tenere lontano da cloro e salsedine. | Handmade cushion cover production, completely hand worked. Composition: 520gr, 90% polypropylene, 10% polyester. It is recommended to keep it away from chlorine and saltiness.



4. Cod 0607727
TAPPETO DA ESTERNO DADRA MARRONE
170X240 | DADRA OUTDOOR CARPET BROWN
170X240
(Dim 170 | 1.1 | 240)
moq 1 | inner 1 | master 1



5. Cod 0607728
TAPPETO DA ESTERNO DADRA MARRONE
200X300 | DADRA OUTDOOR CARPET BROWN
200X300
(Dim 200 | 1.1 | 300)
moq 1 | inner 1 | master 1



4, 5. Tappeto di produzione artigianale, lavorato completamente a mano. Composizione: 2.600 Gr/m², 100% polipropilene. Si raccomanda di tenere lontano da cloro e salsedine. | Handmade carpet production, completely hand worked. Composition: 2.600 Gr/m², 100% polypropylene. It is recommended to keep it away from chlorine and saltiness.

Surat



Cod 0806602
FODERA CUSCINO ESTERNO SURAT
ALOE 45X45 | SURAT ALOE OUTDOOR
COVER CUSHION 45X45
(Dim 45 | 45)
moq 2 | inner 1 | master 15

Fodera cuscino di produzione artigianale, lavorato completamente a mano. Composizione: 925gr/m², 90% polipropilene, 10% poliestere. Si raccomanda di tenere lontano da cloro e salsedine. | Handmade cushion cover production, completely hand worked. Composition: 90% polypropylene, 10% polyester. It is recommended to keep the cover away from possible contact with chlorine and saltiness.



6. Cod 0607704
TAPPETO DA ESTERNO SURAT ALOE
170X240 | SURAT ALOE OUTDOOR
CARPET 170X240
(Dim 170 | 0.9 | 240)
moq 1 | inner 1 | master 1

6, 7, 8, 9. Tappeto di produzione artigianale, lavorato completamente a mano. Composizione: 2200gr/m², 60% polipropilene, 25% poliestere e 15% viscosa. Si raccomanda di tenere lontano da cloro e salsedine. | Handmade carpet production, completely hand worked. Composition: 2200gr/m², 60% polypropylene, 25% polyester and 15% viscose. It is recommended to keep it away from chlorine and saltiness.



7. Cod 0607705
TAPPETO DA ESTERNO SURAT ALOE
200X300 | SURAT ALOE OUTDOOR
CARPET 200X300
(Dim 200 | 0.9 | 300)
moq 1 | inner 1 | master 1



Cod 0806601
FODERA CUSCINO ESTERNO SURAT
ALMOND 45X45 | SURAT ALMOND
OUTDOOR COVER CUSHION 45X45
(Dim 45 | 45)
moq 2 | inner 1 | master 15

Fodera cuscino di produzione artigianale, lavorato completamente a mano. Composizione: 925gr/m², 90% polipropilene, 10% poliestere. Si raccomanda di tenere lontano da cloro e salsedine. | Handmade cushion cover production, completely hand worked. Composition: 90% polypropylene, 10% polyester. It is recommended to keep the cover away from possible contact with chlorine and saltiness.



8. Cod 0607702
TAPPETO DA ESTERNO SURAT
ALMOND 170X240 | SURAT ALMOND
OUTDOOR CARPET 170X240
(Dim 170 | 0.9 | 240)
moq 1 | inner 1 | master 1



9. Cod 0607703
TAPPETO DA ESTERNO SURAT
ALMOND 200X300 | SURAT
ALMOND OUTDOOR CARPET
200X300
(Dim 200 | 0.9 | 300)
moq 1 | inner 1 | master 1



OUTDOOR

Home decor

Tappeti/Carpets

Bhajan




Cod 0806766
FODERA CUSCINO ESTERNO BHAJAN
ROSA 45X45 | BHAJAN OUTDOOR
COVER CUSHION PEACH PINK
(Dim 45 | 2.3 | 45)
moq 2 | inner 1 | master 25

Fodera cuscino di produzione artigianale, lavorato completamente a mano. Composizione: 520gr/m², 90% polipropilene, 10% poliestere. Si raccomanda di tenere lontano da cloro e salsedine. | Handmade cushion cover production, completely hand worked. Composition: 520gr. 90% polypropylene, 10% polyester. It is recommended to keep it away from chlorine and saltiness.



1. Cod 0607711
TAPPETO DA ESTERNO BHAJAN
ROSA 170X240 | BHAJAN OUTDOOR
CARPET PEACH PINK 170X240
(Dim 170 | 0.8 | 240)
moq 1 | inner 1 | master 1



2. Cod 0607712
TAPPETO DA ESTERNO BHAJAN ROSA
200X300 | BHAJAN OUTDOOR CARPET
PEACH PINK 200X300
(Dim 200 | 0.8 | 300)
moq 1 | inner 1 | master 1




Cod 0806768
FODERA CUSCINO ESTERNO BHAJAN
TORT 45X45 | BHAJAN OUTDOOR
COVER CUSHION TAUPE 45X45
(Dim 45 | 2.3 | 45)
moq 2 | inner 1 | master 25

Fodera cuscino di produzione artigianale, lavorato completamente a mano. Composizione: 520gr/m², 90% polipropilene, 10% poliestere. Si raccomanda di tenere lontano da cloro e salsedine. | Handmade cushion cover production, completely hand worked. Composition: 520gr. 90% polypropylene, 10% polyester. It is recommended to keep it away from chlorine and saltiness.



3. Cod 0607716
TAPPETO DA ESTERNO BHAJAN
TORT 170X240 | BHAJAN OUTDOOR
CARPET TAUPE 170X240
(Dim 170 | 0.8 | 240)
moq 1 | inner 1 | master 1



4. Cod 0607717
TAPPETO DA ESTERNO BHAJAN TORT
200X300 | BHAJAN OUTDOOR CARPET
TAUPE 200X300
(Dim 200 | 0.8 | 300)
moq 1 | inner 1 | master 1

1, 2, 3, 4, Tappeto di produzione artigianale, lavorato completamente a mano. Composizione: 1.600 Gr/m², 100% polipropilene. Si raccomanda di tenere lontano da cloro e salsedine. | Handmade carpet production, completely hand worked. Composition: 1.600 Gr/m², 100% polypropylene. It is recommended to keep it away from chlorine and saltiness.






OUTDOOR

Bhajan & Daya



Cod 0806767
FODERA CUSCINO ESTERNO BHAJAN GRIG 45X45 | BHAJAN OUTDOOR COVER CUSHION GREY 45X45 (Dim 45 | 2.3 | 45)
moq 2 | inner 1 | master 25



1. Cod 0607713
TAPPETO DA ESTERNO BHAJAN GRIGIO 170X240 | BHAJAN OUTDOOR CARPET GREY 170X240 (Dim 170 | 0.8 | 240)
moq 1 | inner 1 | master 1



2. Cod 0607714
TAPPETO DA ESTERNO BHAJAN GRIGIO 200X300 | BHAJAN OUTDOOR CARPET GREY 200X300 (Dim 200 | 0.8 | 300)
moq 1 | inner 1 | master 1




3. Cod 0607715
TAPPETO DA ESTERNO BHAJAN GRIGIO 230X350 | BHAJAN OUTDOOR CARPET GREY 230X350 (Dim 230 | 0.8 | 350)
moq 1 | inner 1 | master 1

Fodera cuscino di produzione artigianale, lavorato completamente a mano. Composizione: 520gr/m², 90% polipropilene, 10% poliestere. Si raccomanda di tenere lontano da cloro e salsedine. | Handmade cushion cover production, completely hand worked. Composition: 520gr, 90% polypropylene, 10% polyester. It is recommended to keep it away from chlorine and saltiness.

1, 2, 3, Tappeto di produzione artigianale, lavorato completamente a mano. Composizione: 1.600 gr/m², 100% polipropilene. Si raccomanda di tenere lontano da cloro e salsedine. | Handmade carpet production, completely hand worked. Composition: 1.600 Gr/m², 100% polypropylene. It is recommended to keep it away from chlorine and saltiness.



Cod 0806607
FODERA CUSCINO ESTERNO DAYA GRIGIO 45X45 | DAYA OUTDOOR COVER CUSHION GREY 45X45 (Dim 45 | 2.3 | 45)
moq 2 | inner 1 | master 15



4. Cod 0607725
TAPPETO DA ESTERNO DAYA GRIGIO S 170X240 | DAYA OUTDOOR CARPET GREY D 170X240 (Dim 170 | 1.1 | 240)
moq 1 | inner 1 | master 1



5. Cod 0607726
TAPPETO DA ESTERNO DAYA GRIGIO S 200X300 | DAYA OUTDOOR CARPET GREY D 200X300 (Dim 200 | 1.1 | 300)
moq 1 | inner 1 | master 1

Fodera cuscino di produzione artigianale, lavorato completamente a mano. Composizione: 520gr/m², 90% polipropilene, 10% poliestere. Si raccomanda di tenere lontano da cloro e salsedine. | Handmade cushion cover production, completely hand worked. Composition: 520gr, 90% polypropylene, 10% polyester. It is recommended to keep it away from chlorine and saltiness.

4, 5, Tappeto di produzione artigianale, lavorato completamente a mano. Composizione: 2.800 gr/m², 100% polipropilene. Si raccomanda di tenere lontano da cloro e salsedine. | Handmade carpet production, completely hand worked. Composition: 2.800 Gr/m², 100% polypropylene. It is recommended to keep it away from chlorine and saltiness.




OUTDOOR

Gazal



Cod 0806769
FODERA CUSCINO ESTERNO GAZAL VERDE 45X45 | GAZAL OUTDOOR COVER CUSHION GREEN 45X45 (Dim 45 | 2.3 | 45)
moq 2 | inner 1 | master 15



6. Cod 0607718
TAPPETO DA ESTERNO GAZAL VERDE 170X240 | GAZAL OUTDOOR CARPET GREEN 170X240 (Dim 170 | 1.1 | 240)
moq 1 | inner 1 | master 1




7. Cod 0607719
TAPPETO DA ESTERNO GAZAL VERDE 200X300 | GAZAL OUTDOOR CARPET GREEN 200X300 (Dim 200 | 1.1 | 300)
moq 1 | inner 1 | master 1

Fodera cuscino di produzione artigianale, lavorato completamente a mano. Composizione: 520gr/m², 90% polipropilene, 10% poliestere. Si raccomanda di tenere lontano da cloro e salsedine. | Handmade cushion cover production, completely hand worked. Composition: 520gr, 90% polypropylene, 10% polyester. It is recommended to keep it away from chlorine and saltiness.

6, 7, 8, 9, Tappeto di produzione artigianale, lavorato completamente a mano. Composizione: 3.000 gr/m², 100% polipropilene. Si raccomanda di tenere lontano da cloro e salsedine. | Handmade carpet production, completely hand worked. Composition: 3.000 Gr/m², 100% polypropylene. It is recommended to keep it away from chlorine and saltiness.



Cod 0806770
FODERA CUSCINO ESTERNO GAZAL BLUE 45X45 | GAZAL OUTDOOR COVER CUSHION BLUE 45X45 (Dim 45 | 2.3 | 45)
moq 2 | inner 1 | master 15



8. Cod 0607720
TAPPETO DA ESTERNO GAZAL BLUE 170X240 | GAZAL OUTDOOR CARPET BLUE 170X240 (Dim 170 | 1.1 | 240)
moq 1 | inner 1 | master 1



9. Cod 0607721
TAPPETO DA ESTERNO GAZAL BLUE 200X300 | GAZAL OUTDOOR CARPET BLUE 200X300 (Dim 200 | 1.1 | 300)
moq 1 | inner 1 | master 1

Fodera cuscino di produzione artigianale, lavorato completamente a mano. Composizione: 520gr/m², 90% polipropilene, 10% poliestere. Si raccomanda di tenere lontano da cloro e salsedine. | Handmade cushion cover production, completely hand worked. Composition: 520gr, 90% polypropylene, 10% polyester. It is recommended to keep it away from chlorine and saltiness.

6, 7, 8, 9, Tappeto di produzione artigianale, lavorato completamente a mano. Composizione: 3.000 gr/m², 100% polipropilene. Si raccomanda di tenere lontano da cloro e salsedine. | Handmade carpet production, completely hand worked. Composition: 3.000 Gr/m², 100% polypropylene. It is recommended to keep it away from chlorine and saltiness.

Indice/

Index

- ARABESQUE P. 34
ACAPULCO P. 272
ADAMANT P. 156
ALANNAH P. 15
ALGERI P. 267
ANKITA P. 268
ANTIFONE P. 34
ARENA P. 251
ARES P. 266
ARLEEN P. 60, 61
ASKOS P. 76
ATENA P. 263
AURUM P. 224
AYAT P. 224
BELIZE P. 259
BHAJAN P. 278, 279, 280
BOLD P. 193, 196, 198, 201,
202, 203, 207, 208
BOMBAY P. 264
BRAVE P. 196
CANCUN P. 268
CANISTER P. 64, 65
CELEBRATE P. 54, 55
CEMENT P. 183
CEUTA P. 80
CHARLES P. 156, 157, 158, 159
CHATHU P. 244
CHENNAI P. 11
CHESS P. 182
CHISEL P. 20
CHREA P. 262
COLIBRI P. 32
CONGO P. 149
COTTAGE P. 255
CROWN P. 198, 199, 200, 203,
204, 207
CRU P. 222, 223
DADRA P. 276
DARIKA P. 13
DAYA P. 280
DELHI P. 265
ELMAN P. 15
ELVIN P. 30
ENGRENAGE P. 153, 154
ETNA P. 96, 97
ETNIC P. 44
EVIDENCE P. 192, 194, 206
FIORE P. 80
FORTUNE P. 44
GALAXY P. 236, 237
GALLERY P. 195
GAZAL P. 281
GEOMETRIC P. 266
GEZIRA P. 272
GINKGO P. 34
GIORDANIA P. 267
GRACEFUL P. 15, 16
GRAFFITI P. 183
GRAPHIC P. 225
HAIMA P. 267
HAMISI P. 82
HAMMEL P. 16
HANGER P. 222
HANSI P. 249
HELEN P. 260
HIGH GLOSSY P. 194, 195
HIRUNI P. 245
HONEY P. 34
IMPERIAL P. 259
INCA P. 223
INTRECCIO P. 274
ISLAS P. 162, 163
JAIPUR P. 264
JAYLA P. 58
JODY P. 59
JULIA P. 59
KAJAL P. 268
KALATHOS P. 76, 77
KALENE P. 84
KALPANI P. 246
KAYLIE P. 82
KERNOS P. 77
KLAB P. 252
KOTHON P. 74
KRONOS P. 22, 23, 24, 25, 26
KYLIX P. 74
LAMÈ P. 28
LEAF P. 32
LINES P. 190
LOOPY P. 48
MARIPOSA P. 224
MEDITERRANEAN P. 70
MILLED P. 173
MIRLEFT P. 8
MONDRIAN P. 225
MYKONOS P. 44
NAMID P. 80
NUCLEOS P. 85, 238, 239
OLPE P. 74
OLYMPUS P. 32
PANAMA P. 265
PANDORA P. 56
PAPYRUS P. 66
PATTAYA P. 182
PAVO P. 28
PELIKE P. 74
PITHOS P. 74
PLANET P. 238
PLEXY P. 193
PYXIS P. 76, 77
RASHMI P. 246, 247
REFINED P. 190
REGULAR P. 236
REXA P. 262
RHYTON P. 76
RIDGED P. 70, 71
RIND P. 236
ROTANG P. 50, 51
SALÉ P. 83, 84
SAMADHI P. 247, 248
SAVAN P. 276
SCULPTURE 14
SENURI P. 250
SETA P. 60
SHIVA P. 36
SIRIA P. 262, 263
SKETCH P. 190, 191, 192
STRIPED P. 68, 69
SURAT P. 277
SURI P. 252, 253
TABUK P. 267
TALENT P. 196, 198, 200, 202, 216
TAMIL P. 270, 271
TARFAYA P. 148
TASSEL P. 148
TEMARA P. 84
TEXTURE P. 188, 189
TILAK P. 269
TRESSAGE P. 184
TROPIC P. 149
TURKANA P. 228
TWINE P. 64, 65
TWIST P. 268
UNIVERSE P. 240
URBAN P. 34
VARANASI P. 8
VERACRUZ P. 272
VILLAGE P. 198, 203,
212, 213, 214, 216
WHATEVER P. 152
WILDS P. 149
WINDOW P. 239
YOMA P. 35
YUCATAN P. 272
YUNO P. 254
ZAG P. 84
ZALIKI P. 82
ZANZIBAR P. 261
ZEUS P. 263
ZULU P. 36

0130045 P. 32, 33	0172636 P. 176	0182231 P. 157	0183085 P. 76	0185501 P. 222	0240617 P. 213	0240858 P. 204	0245207 P. 208	0601529 P. 247	0608087 P. 261
0130046 P. 32, 33	0182232 P. 157	0182232 P. 157	0183086 P. 77	0185504 P. 223	0240618 P. 212	0240859 P. 210	0245208 P. 193	0601530 P. 247	0608088 P. 261
0140347 P. 83, 84	0172638 P. 176	0182234 P. 157	0183087 P. 74	0185505 P. 223	0240623 P. 214	0240861 P. 211	0245209 P. 193	0601531 P. 247	0608091 P. 261
0140348 P. 83, 84	0172725 P. 178	0182235 P. 157	0183088 P. 76	0185506 P. 223	0240624 P. 214	0240862 P. 211	0245210 P. 193	0601532 P. 248	0608092 P. 260
0140354 P. 83, 84	0172726 P. 178	0182236 P. 158	0183089 P. 77	0185508 P. 223	0240626 P. 212	0240863 P. 200	0245211 P. 217	0601533 P. 248	0608093 P. 260
0140355 P. 84	0172727 P. 172	0182237 P. 158	0183090 P. 76	0185509 P. 223	0240634 P. 214	0240864 P. 200	0245212 P. 217	0601534 P. 248	0608094 P. 260
0140356 P. 84	0172728 P. 173	0182238 P. 158	0183292 P. 68	0185519 P. 85	0240638 P. 214	0240865 P. 212	0245215 P. 217	0601535 P. 247	0608103 P. 267
0140357 P. 84	0172729 P. 173	0182261 P. 38	0183293 P. 70	0202535 P. 60	0240643 P. 213	0240866 P. 212	0245216 P. 216	0601536 P. 247	0608105 P. 267
0140359 P. 8	0180701 P. 156	0182290 P. 158	0183294 P. 66	0202536 P. 60	0240652 P. 213	0240867 P. 204	0462288 P. 268	0601537 P. 247	0608106 P. 267
0140360 P. 8	0180892 P. 222	0182293 P. 157	0183580 P. 68	0202538 P. 60	0240654 P. 213	0240869 P. 204	0462290 P. 268	0601538 P. 248	0608107 P. 267
0140361 P. 8	0180895 P. 223	0182294 P. 157	0183587 P. 71	0202541 P. 60	0240655 P. 203	0240870 P. 198	0462860 P. 272	0601539 P. 248	0608108 P. 267
0140364 P. 84	0180896 P. 223	0182296 P. 159	0183588 P. 71	0202572 P. 61	0240656 P. 203	0240871 P. 209	0462861 P. 272	0601540 P. 248	0608222 P. 266
0140366 P. 80	0180897 P. 223	0182297 P. 159	0183589 P. 71	0202573 P. 61	0240659 P. 216	0240872 P. 204	0462862 P. 272	0601541 P. 244	0608223 P. 266
0140367 P. 80	0181646 P. 15	0182298 P. 159	0183681 P. 15	0202574 P. 61	0240660 P. 214	0240874 P. 204	0462899 P. 265	0601542 P. 244	0608224 P. 266
0140368 P. 80	0181647 P. 15	0182299 P. 159	0183682 P. 15	0202575 P. 60	0240662 P. 214	0240875 P. 204	0462940 P. 270	0601543 P. 244	0608232 P. 258
0141179 P. 80	0181683 P. 15	0182302 P. 158	0183683 P. 15	0202576 P. 60	0240670 P. 194	0240877 P. 206	0462945 P. 270	0601544 P. 244	0608233 P. 258
0141180 P. 80	0181684 P. 15	0182307 P. 158	0183684 P. 15	0202577 P. 60	0240671 P. 194	0240878 P. 192	0463232 P. 269	0601545 P. 244	0608234 P. 264
0141181 P. 80	0181685 P. 15	0182310 P. 225	0183686 P. 16	0202578 P. 61	0240672 P. 194	0240879 P. 192	0463233 P. 269	0601546 P. 244	0608235 P. 264
0141182 P. 80	0181686 P. 15	0182315 P. 225	0183687 P. 16	0202579 P. 61	0240679 P. 195	0240880 P. 192	0463234 P. 269	0601547 P. 249	0608236 P. 264
0141183 P. 80	0181850 P. 224	0182316 P. 225	0183688 P. 16	0202580 P. 61	0240680 P. 195	0240881 P. 192	0463235 P. 269	0601548 P. 249	0608237 P. 264
0141198 P. 82	0181852 P. 224	0182317 P. 225	0183689 P. 16	0202581 P. 61	0240681 P. 188	0240882 P. 194	0463236 P. 269	0601549 P. 249	0608238 P. 259
0141199 P. 82	0181857 P. 224	0182323 P. 152	0183690 P. 16	0202582 P. 61	0240682 P. 188	0240883 P. 194	0463237 P. 269	0601550 P. 249	0608239 P. 259
0141200 P. 82	0181970 P. 156	0182333 P. 152	0184160 P. 19	0202583 P. 61	0240683 P. 188	0240884 P. 194	0463238 P. 269	0601551 P. 250	0608250 P. 265
0141202 P. 82	0181971 P. 154	0182339 P. 152	0184161 P. 16	0202646 P. 59	0240684 P. 188	0240885 P. 194	0463239 P. 269	0601552 P. 250	0608251 P. 265
0141203 P. 82	0181973 P. 156	0182341 P. 152	0184162 P. 19	0202648 P. 59	0240686 P. 188	0240959 P. 206	0501430 P. 68	0601553 P. 250	0608252 P. 265
0141205 P. 82	0181974 P. 154	0182347 P. 152	0184163 P. 16	0202649 P. 59	0240688 P. 188	0240960 P. 206	0501432 P. 68	0601554 P. 250	0608253 P. 259
0141206 P. 84	0181975 P. 154	0182353 P. 152	0184164 P. 19	0202650 P. 59	0240691 P. 188	0240965 P. 206	0501433 P. 68	0601555 P. 250	0608254 P. 259
0141207 P. 84	0181977 P. 156	0182950 P. 10	0184165 P. 16	0202651 P. 59	0240692 P. 188	0240966 P. 206	0501434 P. 68	0601556 P. 250	0608255 P. 259
0160231 P. 64	0181978 P. 154	0182951 P. 10	0184170 P. 19	0202652 P. 59	0240705 P. 203	0240969 P. 200	0501435 P. 68	0601557 P. 246	0608256 P. 255
0160232 P. 64	0181979 P. 154	0182952 P. 8	0184171 P. 18	0202653 P. 59	0240706 P. 196	0240970 P. 200	0501436 P. 68	0601558 P. 246	0608257 P. 255
0160233 P. 64	0181980 P. 156	0182953 P. 8	0184173 P. 19	0202654 P. 59	0240707 P. 196	0240971 P. 200	0501437 P. 70	0601559 P. 254	0608258 P. 255
0160234 P. 64	0181981 P. 154	0182954 P. 10	0184174 P. 18	0202655 P. 59	0240708 P. 201	0240973 P. 206	0501438 P. 70	0601560 P. 252	0608259 P. 256
0160235 P. 64	0181988 P. 153	0182955 P. 10	0184177 P. 19	0202656 P. 59	0240709 P. 201	0240974 P. 198	0501439 P. 70	0601561 P. 262	0608260 P. 256
0160236 P. 64	0181989 P. 153	0182956 P. 10	0184178 P. 18	0202657 P. 59	0240710 P. 207	0240979 P. 195	0501440 P. 70	0601562 P. 262	0608261 P. 256
0160237 P. 64	0182079 P. 153	0182957 P. 10	0184179 P. 19	0202658 P. 58	0240716 P. 207	0240980 P. 195	0501441 P. 70	0607485 P. 262	0608262 P. 256
0160241 P. 64	0182086 P. 153	0182958 P. 11	0184180 P. 18	0202659 P. 58	0240717 P. 202	0240981 P. 190	0501442 P. 66	0607486 P. 262	0608263 P. 256
0172384 P. 172	0182088 P. 153	0182959 P. 11	0184182 P. 19	0202660 P. 58	0240718 P. 201	0241113 P. 190	0501443 P. 66	0607500 P. 260	0608264 P. 256
0172385 P. 173	0182090 P. 153	0182960 P. 8	0184183 P. 18	0202661 P. 58	0240719 P. 201	0241114 P. 190	0501445 P. 66	0607501 P. 260	0608265 P. 265
0172386 P. 173	0182091 P. 153	0182961 P. 11	0184184 P. 18	0202662 P. 58	0240721 P. 208	0241115 P. 192	0501446 P. 66	0607556 P. 267	0608266 P. 265
0172387 P. 176	0182092 P. 153	0182962 P. 11	0184185 P. 18	0202663 P. 58	0240723 P. 196	0241116 P. 192	0501449 P. 66	0607557 P. 267	0608267 P. 268
0172388 P. 176	0182093 P. 153	0182963 P. 11	0184186 P. 20	0202664 P. 48	0240730 P. 202	0241117 P. 192	0501450 P. 67	0607612 P. 268	0608268 P. 268
0172389 P. 176	0182174 P. 224	0182967 P. 44	0184187 P. 20	0202665 P. 48	0240731 P. 208	0242197 P. 228	0501451 P. 67	0607616 P. 258	0720023 P. 270
0172390 P. 172	0182175 P. 224	0182969 P. 44	0184188 P. 20	0202667 P. 48	0240732 P. 193	0242198 P. 228	0501452 P. 67	0607617 P. 258	0720024 P. 270
0172394 P. 172	0182176 P. 224	0182970 P. 8	0184189 P. 20	0202668 P. 48	0240733 P. 201	0242670 P. 236	0501453 P. 67	0607618 P. 255	0720025 P. 270
0172395 P. 172	0182177 P. 224	0182971 P. 8	0184190 P. 20	0202669 P. 48	0240734 P. 202	0242671 P. 236	0501456 P. 67	0607619 P. 255	0720026 P. 270
0172397 P. 172	0182178 P. 224	0182972 P. 8	0184191 P. 20	0202671 P. 48	0240735 P. 202	0242672 P. 236	0501457 P. 66	0607702 P. 277	0720027 P. 270
0172400 P. 177	0182179 P. 30	0183045 P. 32	0184192 P. 20	0202672 P. 48	0240736 P. 202	0242673 P. 236	0501458 P. 66	0607703 P. 277	0720092 P. 269
0172403 P. 173	0182191 P. 36	0183046 P. 32	0184193 P. 14	0202673 P. 48	0240737 P. 201	0242675 P. 236	0501459 P. 66	0607704 P. 277	0720093 P. 269
0172404 P. 173	0182192 P. 36	0183047 P. 32	0184194 P. 14	0202675 P. 48	0240738 P. 208	0242676 P. 236	0501460 P. 71	0607705 P. 277	0720094 P. 269
0172419 P. 173	0182419 P. 36	0183048 P. 32	0184245 P. 162	0202676 P. 54	0240739 P. 199	0242700 P. 238	0501461 P. 71	0607711 P. 278	0720095 P. 269
0172429 P. 177	0182194 P. 36	0183049 P. 32	0184247 P. 162	0202679 P. 54	0240740 P. 207	0242701 P. 238	0502790 P. 34	0607712 P. 278	0720170 P. 274
0172431 P. 173	0182195 P. 38	0183050 P. 28	0184450 P. 22	0202682 P. 54	0240741 P. 208	0242702 P. 238	0503050 P. 44	0607713 P. 280	0720175 P. 274
0172433 P. 177	0182196 P. 38	0183051 P. 28	0184451 P. 22	0202683 P. 54	0240742 P. 199	0242703 P. 238	0503055 P. 44	0607714 P. 280	0720176 P. 274
0172434 P. 176	0182197 P. 38	0183052 P. 28	0184452 P. 22	0202684 P. 54	0240743 P. 190	0242704 P. 239	0503136 P. 34	0607715 P. 280	0720178 P. 274
0172470 P. 177	0182199 P. 38	0183053 P. 28	0184453 P. 22	0202691 P. 56	0240744 P. 190	0242705 P. 239	0503145 P. 34	0607716 P. 278	0720183 P. 274
0172471 P. 177	0182200 P. 36	0183054 P. 28	0184454 P. 22	0202692 P. 56	0240746 P. 190	0242720 P. 238	0503202 P. 34	0607717 P. 278	0720184 P. 274
0172472 P. 178	0182201 P. 36	0183055 P. 28	0184455 P. 22	0202693 P. 56	0240749 P. 190	0242723 P. 238	0601471 P. 251	0607718 P. 281	0720736 P. 274
0172473 P. 178	0182203 P. 35	0183065 P. 74	0184456 P. 24	0202694 P. 51	0240751 P. 190	0242724 P. 238	0601472 P. 251	0607719 P. 281	0720738 P. 274
0172474 P. 179	0182204 P. 35	0183066 P. 74	0184457 P. 24	0202695 P. 51	0240832 P. 209	0242725 P. 238	0601473 P. 251	0607720 P. 281	0720833 P. 272
0172475 P. 179	0182205 P. 35	0183067 P. 77	0184458 P. 24	0202696 P. 51	0240833 P. 209	0242726 P. 239	0601474 P. 251	0607721 P. 281	0720893 P. 272
0172476 P. 179	0182206 P. 35	0183068 P. 76	0184475 P. 26	0202702 P. 51	0240834 P. 207	0242727 P. 239	0601476 P. 252	0607722 P. 276	0720894 P. 272
0172477 P. 179	0182207 P. 35	0183069 P. 77	0184480 P. 24	0202703 P. 51	0240835 P. 207	0242728 P. 236	0601477 P. 252	0607723 P. 276	0720895 P. 272
0172479 P. 179	0182208 P. 35	0183070 P. 76	0184481 P. 24	0202704 P. 51	0240837 P. 210	0242729 P. 236	0601480 P. 254	0607724 P. 276	0720896 P. 272
0172480 P. 178	0182211 P. 35	0183071 P. 74	0184482 P. 24	0202706 P. 51	0240838 P. 210	0242730 P. 236	0601483 P. 254	0607725 P. 280	0720897 P. 272
0172481 P. 177	0182212 P. 35	0183072 P. 74	0184485 P. 26	0202707 P. 51	0240839 P. 210	0242731 P. 240	0601484 P. 252	0607726 P. 280	0720898 P. 272
0172496 P. 172	0182213 P. 36	0183073 P. 74	0184486 P. 26	0202708 P. 51	0240840 P. 210	0242732 P. 240	0601485 P. 252	0607727 P. 276	0723177 P. 34
0172497 P. 172	0182497 P. 172	0183074 P. 77	0184487 P. 26	0202711 P. 52	0240841 P. 210	0242733 P. 240	0601486 P. 262	0607728 P. 276	0723179 P. 34
0172498 P. 177	0182220 P. 158	0183075 P. 76	0184491 P. 24	0202712 P. 52	0240842 P. 210	0245161 P. 202	0601497 P. 251	0608070 P. 263	0723181 P. 34
0172499 P. 178	0182221 P. 158	0183076 P. 77	0184492 P. 24	0202714 P. 52	02408				

0790577 P. 183
0790578 P. 183
0790642 P. 184
0790643 P. 184
0790644 P. 184
0790645 P. 184
0790646 P. 184
0790650 P. 182
0790651 P. 182
0790652 P. 182
0790653 P. 182
0790654 P. 182
0790655 P. 182
0790656 P. 182
0790657 P. 182
0806601 P. 277
0806602 P. 277
0806607 P. 280
0806766 P. 278
0806767 P. 280
0806768 P. 278
0806769 P. 281
0806770 P. 281
0806771 P. 276
0806773 P. 276
0821060 P. 149
0821063 P. 149
0821064 P. 149
0821068 P. 149
0821069 P. 148
0821071 P. 148
0826000 P. 148
0826001 P. 148
0827482 P. 96
0827483 P. 96
0827484 P. 96
0827485 P. 96

È rigorosamente vietata, senza il permesso della Andrea Bizzotto SpA, la riproduzione totale o parziale delle informazioni e delle immagini contenute in questo catalogo con qualsiasi mezzo o procedura, inclusa la riprografica e la manipolazione informatica. I nostri prodotti sono studiati e realizzati per essere destinati esclusivamente al mercato finale dei consumatori (come definito dall'art. 3 lett. A – D. Lgs. 206/2005 Codice del Consumo).

Andrea Bizzotto SpA non potrà pertanto essere ritenuta responsabile qualora detti beni siano distribuiti o venduti per essere utilizzati in luoghi di pubblico esercizio (a mero titolo esemplificativo e non esaustivo bar, ristoranti, discoteche, piscine, parchi, manifestazioni di qualsiasi genere), ai sensi degli artt. 1470 e ss. c.c., artt. 114 e ss. e 128 e ss. del D. Lgs. 206/2005. Gli articoli contenuti in questo catalogo sono tutti di importazione. Vi preghiamo di contattare il nostro ufficio vendite e/o i nostri agenti per conoscere la disponibilità che può variare, a seconda del prodotto e del momento, tra i 30 e i 90 giorni. Andrea Bizzotto SpA si riserva il diritto di apportare, senza preavviso, ogni modifica mirata al miglioramento funzionale e qualitativo dei propri prodotti. Testi e immagini presenti in questo stampato hanno scopo divulgativo: per ogni aspetto tecnico e dimensionale fare riferimento ai listini aziendali e relativi aggiornamenti.

I campioni di colori e materiali hanno valore indicativo.

Le presenti condizioni si intendono parte integrante del contratto di vendita di qualsiasi prodotto contenuto in questo catalogo.

Partial or total reproduction of the information and images contained in this catalogue using any medium or procedure, including reprographics and computer manipulation, is strictly forbidden without the permission of Andrea Bizzotto SpA.

Our products are designed and created exclusively for the final consumer market (as defined by art. 3 lett. A – Legislative Decree 206/2005, the Consumer Code).

Andrea Bizzotto SpA therefore may not be held liable if said goods are distributed or sold for use in public establishments (such as, by way of non-limiting example, bars, restaurants, discotheques, public swimming pools, parks, events of any kind), pursuant to arts. 1470 et seq. of the Italian Civil Code, arts. 114 et seq. and 128 et seq. of Legislative Decree 206/2005.

The articles contained in this catalogue are all imported. Please contact our sales office and/or our agents for information on availability, which may range, depending on the product and the period, between 30 and 90 days. Andrea Bizzotto SpA reserves the rights at all time to apply modifications for the functional or qualitative improvement of its products. Texts and images present in this brochure have a divulgative purpose: for every technical and dimensional aspect please refer to the company's price lists and their relative updatings.

The colour and material samples have an indicative value.

These terms and conditions are an integral part of the sales agreement of any product contained in this catalogue.



Andrea Bizzotto SpA, via Motton 9, 36061 Bassano del Grappa VI, Italy

Headquarters & Showroom, via Spin 71/73, 36060 Romano d'Ezzelino VI, Italy
Ph +39 0424 832311, **Fax** +39 0424 511861
e-mail info@bizzotto.com, **web** www.bizzotto.com

Cap. Soc. i.v. € 5.000.000, **C.F. - Part. IVA** 02576930248



CAT 2223



www.bizzotto.com