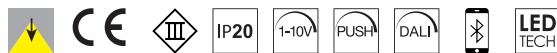


INDOOR



SOSPENSIONE / SUSPENSION

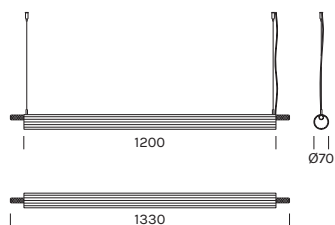
TRISEL



Alluminio, vetro borosilicato
Fascio di luce verso il basso
Driver: incluso

Aluminum, borosilicate glass
 Light beam: downward-projected
 Driver: included


4000	M 2700K	W 3000K	N 4000K
Potenza/ Power	1x 35W MAX	1x 35W MAX	1x 35W MAX
Lumen	1x 3863 lm	1x 4222 lm	1x 4304 lm
CRI	>90	>90	>90
Alimentazione/ Supply	24Vdc	24Vdc	24Vdc



Articolo Item	Temperatura Temperature	Finitura Finish
4000	M	-BV
	W	-NO
	N	-OR
		-TB
		-TI

Rosone / Rosone

220-240Vac, alimentatore incluso
 220-240Vac, driver included








Articolo Item	Finitura Finish	Dimmer
RS08/01	-BV	ON-OFF
	-NO	ON-OFF
	-OR	ON-OFF
	-TB	ON-OFF
	-TI	ON-OFF

Il codice prodotto si compone mettendo uno dopo l'altro, da sinistra a destra, i dati nelle colonne gialle, es: 1111M12-AA
 The product code is created by putting in sequence the data under the yellow columns from left to right, e.g:1111M12-AA

220-240Vac, alimentatore incluso
220-240Vac, driver included

RS10/01

-BV		PUSH DALI 1-10V
-NO		PUSH DALI 1-10V
-OR		PUSH DALI 1-10V
-TB		PUSH DALI 1-10V
-TI		PUSH DALI 1-10V



220-240Vac, alimentatore incluso
220-240Vac, driver included

RS10/03

-BV		CASAMBI BLUETOOTH PUSH
-NO		CASAMBI BLUETOOTH PUSH
-OR		CASAMBI BLUETOOTH PUSH
-TB		CASAMBI BLUETOOTH PUSH
-TI		CASAMBI BLUETOOTH PUSH

