

OLEV

ONLY LED  
ONLY DESIGN



PHOTOGRAPHIC  
C A T A L O G



# EXCLUSIVE LAMPS

Made in Italy



*Andrea Lanaro*  
Andrea Lanaro, CEO di OLEV





## La boutique della luce

The lighting boutique

Ogni lampada viene trattata come un **pezzo unico d'arte**, assemblata **a mano** e testata nel nostro stabilimento di Colceresa (Italy).

Proponiamo oltre **20 differenti finiture**, colorazioni che nascono come miscele create appositamente per OLEV da abili artigiani italiani.

Every lamp is treated like a **unique art piece**, assembled **by hand** and tested in our Colceresa (Italy) facility.

More than **20 different finishes** are available. Our colours are born out of mixes especially created for OLEV by expert Italian artisans.




## FINITURE METALLICHE E ESSENZE

METAL FINISHES AND VENEERS

Lasciati ispirare dalle nostre **finiture uniche**: più di **20 formule** cromatiche segrete, sviluppate da abili artigiani italiani.

Let our unique **finishes** inspire you: more than **20 secret** color formulas, developed by skilled Italian craftsmen.



## FINITURE METALLICHE

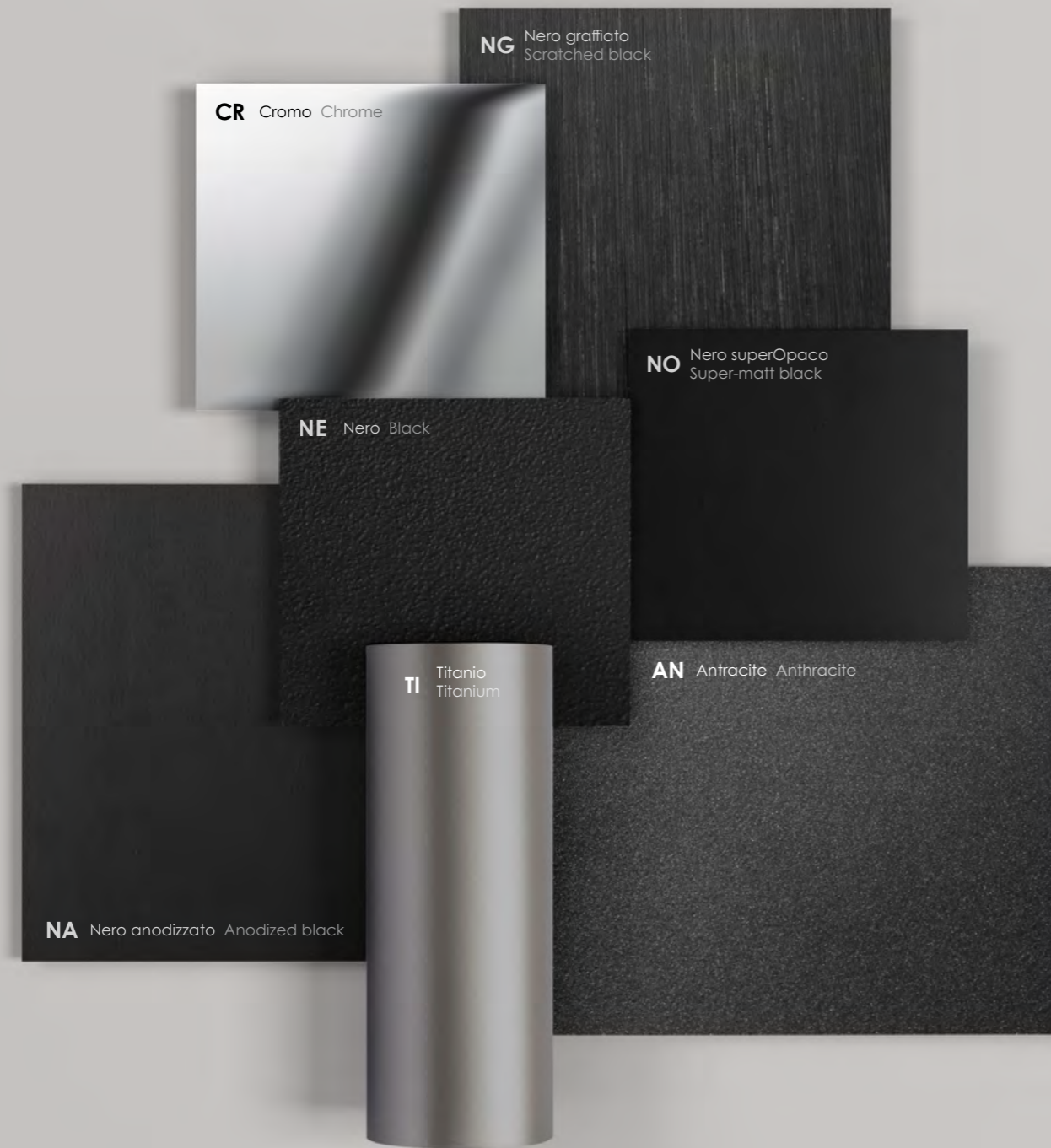
METAL FINISHES





## FINITURE METALLICHE

METAL FINISHES



## FINITURE METALLICHE

METAL FINISHES





# COLORI VETRO

GLASS COLOURS






## INDEX



# INDOOR

## LAMPADE A SOSPENSIONE SUSPENSION LAMPS

Indice interattivo:  
clicca sulla foto  
Interactive index:  
click on the photo





# INDOOR

## LAMPADE DA SOFFITTO & PARETE

WALL & CEILING LAMPS

**NEW**

SOFFITTO - CEILING



**BEAM MASTER Ø25**  
PAGE 158

SOFFITTO - CEILING



**BEAM MASTER Ø35 - 60 - 80**  
PAGE 160

**NEW**

SOFFITTO - CEILING



**BEAM MASTER Ø60 ZUMMY**  
PAGE 164

SOFFITTO - CEILING



**BEAM MASTER Ø35 230V**  
PAGE 166

Indice interattivo:  
clicca sulla foto  
Interactive index:  
click on the photo

PARETE - WALL




**CIDI AP**  
PAGE 180

SOFFITTO - CEILING




**CIDI PL**  
PAGE 184

PARETE - WALL  
SOFFITTO - CEILING



**EYE SPOT**  
PAGE 176

PARETE - WALL  
SOFFITTO - CEILING



**EYE SPOT 230V**  
PAGE 174

**NEW**

PARETE - WALL



**EYE SPOT 230V LEATHER**  
PAGE 176

PARETE - WALL



**LA PALLINA AP**  
PAGE 202

SOFFITTO - CEILING



**MERCEDES PL**  
PAGE 190

**NEW**

PARETE - WALL



**OLORFLEX**  
PAGE 178

PARETE - WALL



**OTTOMANO**  
PAGE 148

**NEW**

SOFFITTO - CEILING



**OVERFLY PLUS PL**  
PAGE 144

SOFFITTO - CEILING




**PIPE PL**  
PAGE 192

PARETE - WALL



**PLORIT AP**  
PAGE 200

PARETE - WALL  
SOFFITTO - CEILING



**POLY ESAGONO PL**  
PAGE 186

PARETE - WALL



**SHINE PLUMAGE AP**  
PAGE 168

PARETE - WALL  
SOFFITTO - CEILING



**SHINE SPOT**  
PAGE 172

PARETE - WALL  
SOFFITTO - CEILING



**SHINE SPOT 230V**  
PAGE 170

PARETE - WALL



**SLIGHT AP**  
PAGE 152

PARETE - WALL



**TAB LED**  
PAGE 156

PARETE - WALL



**TURN**  
PAGE 198

PARETE - WALL



**ZEN**  
PAGE 196

# INDOOR

## LAMPADE DA SOFFITTO INCASSO


CEILING LAMPS BUILT-IN

SOFFITTO - CEILING



**TINY**  
PAGE 206

SOFFITTO - CEILING




**TINY GHOST**  
PAGE 206

SOFFITTO - CEILING



**TINY ADJUSTABLE**  
PAGE 208

SOFFITTO - CEILING



**TINY ADJUSTABLE GHOST**  
PAGE 208




# INDOOR


## LAMPADE DA BINARIO 48V TRACK LAMPS 48V

Indice interattivo:  
clicca sulla foto  
Interactive index:  
click on the photo

**NEW**




**BEAM MASTER TRACK 48V Ø25**  
PAGE 270



**BEAM MASTER TRACK 48V Ø35 - 60 - 80**  
PAGE 274

**NEW**



**BEAM MASTER TRACK 48V Ø60 ZUMMY**  
PAGE 276

**NEW**



**EYE SPOT TRACK 48V**  
PAGE 278



**LA PALLINA TRACK 48V**  
PAGE 282



**OVERFLY TRACK 48V**  
PAGE 268



**SHINE SPOT TRACK 48V**  
PAGE 280

## LAMPADE DA BINARIO 230V TRACK LAMPS 230V




**BEAM MASTER TRACK 230V Ø 60 - 80**  
PAGE 284


# INDOOR

## LAMPADE DA TERRA FLOOR LAMPS


**NEW**




**BOOM**  
PAGE 238




**CRANE**  
PAGE 246




**FLAMINGO PT**  
PAGE 244




**JOINTED**  
PAGE 262




**NAKED**  
PAGE 256




**PLORIT PT**  
PAGE 258



**SLIGHT PT**  
PAGE 260




**THIRTIES**  
PAGE 250




**TOP**  
PAGE 264

## LAMPADE DA TAVOLO TABLE LAMPS


**NEW**




**ANTARTIC**  
PAGE 214




**DRUM**  
PAGE 226




**FLAMINGO T**  
PAGE 234



**LA PALLINA**  
PAGE 230



**MAKÀ**  
PAGE 218



**TEE**  
PAGE 222



# OUTDOOR

## LAMPADE DA PARETE WALL LAMPS

Indice interattivo:  
clicca sulla foto  
Interactive index:  
click on the photo



**MARKIL**  
PAGE 288



**UP&DOWN**  
PAGE 290

## LAMPADE DA SOFFITTO INCASSO CEILING LAMPS BUILT-IN

**NEW**



**MINI DOT DOWN LIGHT**  
PAGE 294

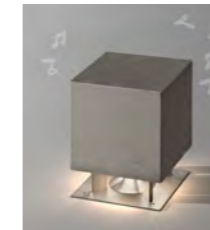


**MAXI DOT DOWN LIGHT**  
PAGE 296

# OUTDOOR

## LAMPADE DA TERRA FLOOR LAMPS

**NEW**




**CEMENTO**  
PAGE 300



**GROUNDING**  
PAGE 310



**MAXI DOT SPOT**  
PAGE 324



**MINI DOT SPOT**  
PAGE 320



**SPREAD**  
PAGE 314



**STEP LINE**  
PAGE 318



**TORCH**  
PAGE 312



**ZOE**  
PAGE 304


## LAMPADE DA TERRA INCASSO FLOOR LAMPS BUILT-IN



**MAXI DOT UP LIGHT**  
PAGE 334



**MINI DOT UP LIGHT**  
PAGE 330



**MINI DOT GLASS UP LIGHT**  
PAGE 332



## Le variazioni della luce naturale...

Natural light variations ...

Biolight è la tecnologia OLEV che riproduce la variazione della luce naturale in **maniera completamente automatica**.

Grazie a Biolight, è possibile avere la luce più adatta alle proprie esigenze psico-fisiche in ogni momento della giornata.

Biolight is the OLEV technology that reproduces the variation of natural light in a completely **automatic way**.

Thanks to Biolight, you can have the light that best suits your psycho-physical needs at any time of day.



*lampada usata: Exagon Silence Biolight*



## LAMPADE FONOASSORBENTI SOUND-ABSORBING LAMPS

# La luce che assorbe il rumore

Designer lighting that absorbs noise

Le lampade fonoassorbenti OLEV garantiscono una corretta illuminazione e allo stesso tempo **riducono la rumorosità dell'ambiente.**

Attraverso speciali materiali fonoassorbenti utilizzati per il corpo illuminante, **uniscono il comfort visivo della luce al comfort acustico**, per favorire il massimo benessere.

Il tutto senza rinunciare alla personalità di un raffinato oggetto di design, che arreda l'ambiente in modo elegante.

OLEV sound-absorbing lamps ensure proper lighting and at the same time, **reduce surrounding noise.**

Through special sound-absorbing materials, they **combine the visual comfort of light with acoustic comfort for the best possible well-being.**

All this with the personality of a refined design element, which decorates the room in an elegant way.



*lampada usata: Eclipse Nuance Silence*



## DIM TO WARM

# La luce calda e soffusa di una volta

Warm light with the traditional cozy glow

La tecnologia Dim to Warm consente di **controllare contemporaneamente la temperatura di colore della luce e la sua intensità**.


Abbassando l'intensità attraverso il dimmer del corpo illuminante si crea una luce calda ideale per abitazioni, hotel e ristoranti.

Proprio come le vecchie lampade alogene, ma con tutti i vantaggi dei LED più avanzati.

The Dim to Warm technology allows you to **control the colour temperature of the light and its intensity at the same time**.

Reducing the intensity through the dimmer of the lighting fixture generates a warm light ideal for homes, hotels, and restaurants.

Just like the old halogen lamps, but with all the advantages of the most advanced LEDs.



*lampada usata: Poly Esagono Dim To Warm*





# TUNABLE WHITE

La tecnologia Tunable White consente di **controllare separatamente la temperatura di colore e l'intensità della luce.**

A differenza del Dim to Warm, con Tunable White è possibile abbassare o aumentare l'intensità mantenendo la stessa temperatura di colore, e viceversa.

Tunable White technology allows **separate control of colour temperature and light intensity.**

Unlike Dim to Warm, with Tunable White, you can lower or increase the intensity while maintaining the same colour temperature, or vice versa.





**ACTIVE**

# La luce ideale, completamente automatica

The ideal light that adjusts  
automatically

Active è la tecnologia OLEV che regola automaticamente l'intensità della luce artificiale **sulla base della quantità di luce naturale presente nell'ambiente.**

Grazie ad Active, è possibile avere la luce artificiale perfettamente tarata sulle proprie esigenze funzionali in ogni momento della giornata.

Active is the OLEV technology that automatically adjusts the intensity of artificial light **based on the amount of natural light available in the environment.**

Thanks to Active, you can have an artificial light tailored precisely to your functional requirements at any time of day.



*lampada usata: Mercedes*

## WI-FI

# I controlli per avere sempre la luce ideale.

The control solutions for all your lighting needs

Con sistemi Wi-fi si può controllare la luce tramite app per smartphone, tablet o smartwatch.

Grazie alla tecnologia Bluetooth è possibile installare corpi illuminanti dotati delle tecnologie della luce per il benessere, senza modificare l'impianto in modo invasivo.

Wi-fi systems allow you to control light via apps for smartphones, tablets, or smartwatches.

Thanks to Bluetooth technology, it is possible to install lighting fixtures equipped with lighting technologies for the well-being, without modifying the system in any intrusive way.





# LAMPADE A SOSPENSIONE

SUSPENSION LAMPS



## OVERFLY

Design Marc Sadler

Registered Design

## Overfly: le nuove lampade che sembrano fluttuare nell'aria

Overfly: the new lamps look like they  
are gracefully floating in the air





. **INCISIONI GODRONATE**  
. **FORME CURVE E RAFFINATE**  
. **LUCE POTENTE**

CRISS-CROSS KNURLED DETAILS  
CURVED AND REFINED SHAPES  
POWERFUL LIGHT

Overfly è una lampada a sospensione leggera ed elegante.

La lavorazione godronata incrociata impreziosisce e riveste tutto il perimetro del disco inferiore creando raffinati riflessi di luce.

La stessa lavorazione viene richiamata anche nel piccolo cilindro superiore, disponibile in tinta 'ton sur ton' o con colorazione a contrasto.

La lampada proietta un fascio luminoso potente e deciso verso il basso.

Overfly is an elegant suspension lamp.

The criss-cross knurled engravings embellish and cover the entire perimeter of the lower disc, creating refined reflections of light.

The same processing is also recalled in the small upper cylinder, available in a 'ton sur ton' color or with a contrasting nuance.

The lamp projects a powerful downward light beam.

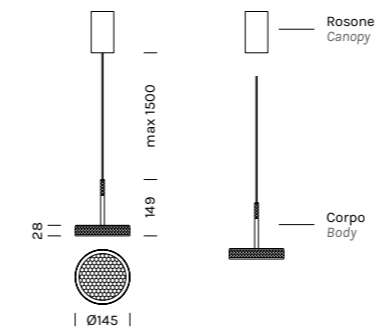





## OVERFLY

Alluminio, plexiglass  
Fascio di luce verso il basso

Aluminium, plexiglass  
Light beam: downward-projected





# OVERFLY PLUS

Design Marc Sadler

Registered Design



Overfly Plus è la sospensione che, grazie al suo sottile piatto leggermente concavo, richiama l'iconica forma degli UFO.

La sua presenza scenica delicata ed estremamente raffinata è impreziosita dalle incisioni godronate incrociate che rivestono tutto il perimetro del disco inferiore.

Overfly Plus is the suspension lamp which, thanks to its slightly concave thin plate, recalls the iconic shape of UFOs.

Its delicate and extremely refined stage presence is embellished by criss-cross knurled incisions that cover the entire perimeter of the lower disc.





È ideale per illuminare un tavolo da pranzo, grazie alla luce diretta verso il basso resa confortevole dal filtro a nido d'ape già integrato nella sorgente luminosa.

It is ideal for illuminating a dining table, thanks to the direct downward light made comfortable by the honeycomb filter integrated into the light source.



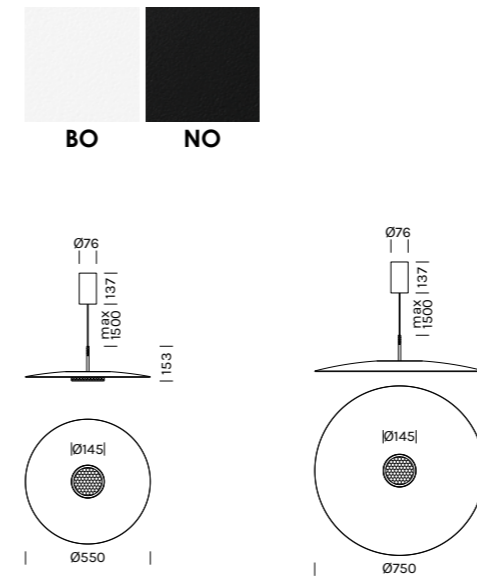




## OVERFLY PLUS

Alluminio, plexiglass  
Fascio di luce verso il basso

Aluminium, plexiglass  
Light beam: downward-projected





## BEAM STICK NUANCE

Design Marc Sadler

Registered Design

- VETRO SOFFIATO A BOCCA
- COLORAZIONI SFUMATE
- DOPPIA SORGENTE LUMINOSA

MOUTH-BLOWN GLASS  
DECORATIVE FADED COLORS  
DOUBLE LIGHT SOURCE







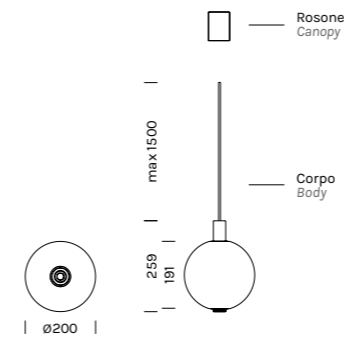





## BEAM STICK NUANCE

Alluminio e vetro soffiato a bocca  
Fascio di luce diffuso verso il basso

Aluminum and mouth-blown glass  
Light beam: diffused downward-projected



Beam Stick Nuance è una lampada sferica a sospensione in vetro soffiato a bocca, realizzata seguendo le antichissime tecniche artigianali veneziane. Made in Italy con orgoglio, è creata unendo 3 diversi strati di vetro sovrapposti per restituire così una particolare texture dall'effetto sfumato.

Beam Stick Nuance is a suspension lamp made by mouth-blown glass. The lamp is Made in Venice with pride, using 3 different layers of expertly crafted glass to achieve the unique gradient effect.





**BEAM STICK NUANCE  
BALLOTON EDITION**

Design Marc Sadler

*Registered Design*

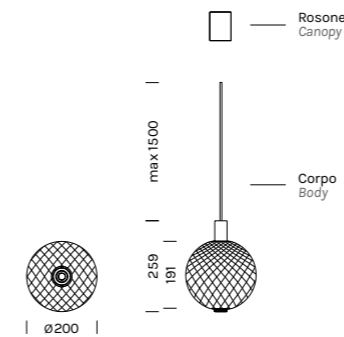





## BEAM STICK NUANCE *BALLOTON EDITION*

Alluminio e vetro soffiato a bocca  
Fascio di luce diffuso verso il basso

Aluminum and mouth-blown glass  
Light beam: diffused downward-projected



Beam Stick Nuance Balloton Edition è la nuova lampada OLEV in vetro soffiato, realizzata a mano con la speciale lavorazione "balloton". Il suo tratto caratteristico è proprio il particolare effetto tridimensionale della sfera ottenuto inserendo il vetro incandescente all'interno di uno stampo in metallo con piccole punte dalla forma piramidale. Questa tecnica dona una trama incrociata in rilievo, che alla vista sembra quasi un morbido tessuto matelassé.

Beam Stick Nuance Balloton Edition is the new OLEV mouth-blown glass lamp, handmade using the special "balloton" technique. What makes it unique is the particular three-dimensional effect, obtained by placing the incandescent glass inside a metal mold with small pyramid-shaped tips. This technique creates a raised criss-cross pattern, which looks almost like a soft matelassé fabric.





# BEAM STICK NUANCE Ø450

Design Marc Sadler & OLEV Design Lab

*Registered Design*






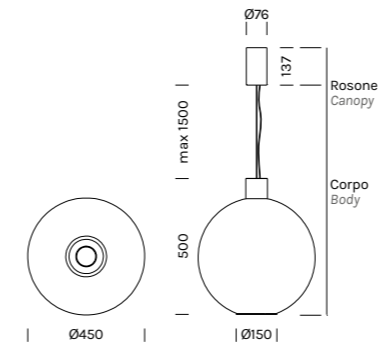
## BEAM STICK NUANCE Ø450

Alluminio e vetro soffiato a bocca  
Fascio di luce diffuso verso il basso

Aluminum and mouth-blown glass  
Light beam: diffused downward-projected



BO





## POLY ESAGONO

Design Michele Marcon

Registered Design

- DESIGN INEDITO
- DOPPIA SORGENTE LUMINOSA
- SEZIONE ESAGONALE

UNIQUE LAMP DESIGN  
DOUBLE LIGHT SOURCE  
HEXAGONAL SECTION







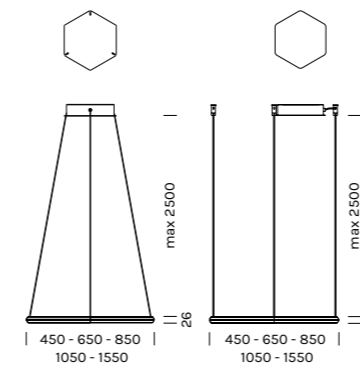





## POLY ESAGONO

Alluminio  
Fascio di luce verso l'alto e verso il basso

Aluminum  
Light beam: upward and downward-projected



Lampada a sospensione, esagonale nella forma e nella sezione del profilo, ispirata al taglio delle pietre preziose, arte che enfatizza la riflessione e la rifrazione della luce. La collezione Poly Esagono propone una luce monodirezionale o bidirezionale verso il basso e verso l'alto, in contemporanea o singolarmente in base alla preferenza dell'utente, luce che si rifrange moltiplicandosi sulle sfaccettature delle finiture metalliche.

A suspension lamp with hexagonal shape and profile section, inspired by the cut of precious stones, an art that emphasizes light reflection and refraction. The Poly Esagono collection offers a one or two-way downward and upward pointing light, simultaneously or individually based on the user's preference, a light that is refracted, multiplying itself on the metallic finish facets.




# EXAGON

Design Filippo Cannata

Registered Design

- DESIGN INEDITO
- DOPPIA SORGENTE LUMINOSA
- VOLUMINOSA FORMA ESAGONALE

UNIQUE AND REFINED LAMP DESIGN  
DOUBLE LIGHT SOURCE  
VOLUMINOUS HEXAGONAL SHAPE








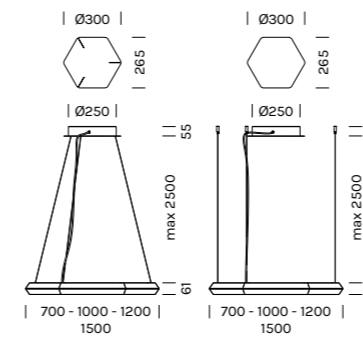
## EXAGON

Alluminio  
Fascio di luce verso l'alto e verso il basso

Aluminum  
Light beam: upward and downward-projected



BR



La lampada a sospensione Exagon consente di creare composizioni di esagoni per una luce diffusa, verso l'alto e verso il basso. La sua forma voluminosa è in grado di arredare con carattere ambienti anche molto ampi.

The Exagon suspension lamp allows hexagonal compositions to be created and an upward and downward diffused light. Its voluminous shape is able to furnish even wide environments or wide living spaces.



## EXAGON SILENCE

Design Filippo Cannata &  
OLEV Design Lab

Registered Design




# DESIGN INEDITO DOPPIA SORGENTE LUMINOSA ASSORBE I RUMORI

UNIQUE AND REFINED LAMP DESIGN  
DOUBLE LIGHT SOURCE  
ABSORBS NOISES WITHIN THE INDOOR ENVIRONMENT

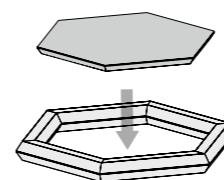
## EXAGON SILENCE

Lampada fonoassorbente  
Alluminio e ferro  
Fascio di luce verso l'alto e verso il basso

Soundabsorbing Lamp  
Aluminum and iron  
Light beam: upward and downward-projected



BR



La lampada a sospensione Exagon Silence consente di creare composizioni di esagoni per una luce diffusa, verso l'alto e verso il basso. La lampada è pannellata internamente con un lamierino microforato dalle proprietà fonoassorbenti.

The Exagon Silence suspension lamp allows hexagonal compositions to be created and an upward and downward diffused light. The lamp is internally panelled with micro-perforated metal sheet with sound-absorbing properties.






# EXAGON SILENCE BIOLIGHT

Design Filippo Cannata & OLEV Design Lab


Registered Design



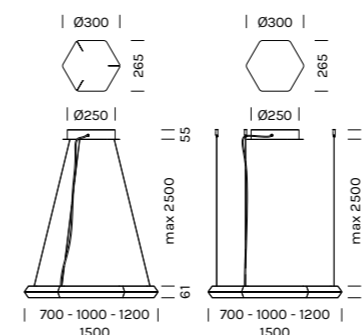
## EXAGON SILENCE BIOLIGHT

Lampada fonoassorbente con tecnologia Biolight  
Alluminio e ferro  
Fascio di luce verso l'alto e verso il basso

Soundabsorbing Lamp with Biolight technology  
Aluminum and iron  
Light beam: upward and downward-projected



BR



Exagon Silence unita alla tecnologia Biolight segue e rispetta il ritmo circadiano riproducendo gli stessi gradi Kelvin di un ambiente aperto, in maniera completamente automatica. Biolight è tecnologia che si orienta alla luce naturale e alle sue variazioni, con l'obiettivo di aumentare il benessere psicofisico riproducendo le condizioni di luminosità di un ambiente esterno.


Exagon Silence together with Biolight technology follows the circadian rhythm by propagating automatically the same Kelvins of an open environment. Biolight technology is oriented towards natural light and its variations, with the aim of increasing psycho-physical well-being by reproducing outdoor lighting conditions.



## EXAGON SILENCE GREEN

Design Filippo Cannata & OLEV Design Lab

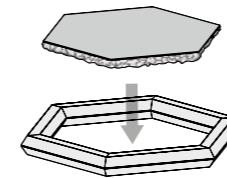
Registered Design



## EXAGON SILENCE GREEN

Lampada fonoassorbente  
Alluminio e licheni  
Fascio di luce verso l'alto e verso il basso

Soundabsorbing Lamp  
Aluminum and lichens  
Light beam: upward and downward-projected



I pannelli fonoassorbenti inseriti all'interno della lampada riducono la rumorosità negli ambienti pubblici. Il lichene naturale stabilizzato viene selezionato e applicato a mano:

- si mantiene fresco e morbido nel tempo
- è antistatico
- non cresce
- non necessita di acqua
- rappresenta un ambiente ostile per la riproduzione di insetti
- certificato per assorbimento acustico
- certificato per la resistenza al fuoco

The pendant lamp diffusing upward and downward light also includes sound-absorbing panels which reduce the noise in public places.

The natural stabilized lichen is handmade:

- it remains fresh and soft over time
- antistatic
- does not grow
- needs no water
- it is a hostile environment for the insects
- certified for sound absorption
- certified for fire resistance

## DESIGN INEDITO DOPPIA SORGENTE LUMINOSA ASSORBE I RUMORI

UNIQUE AND REFINED LAMP DESIGN  
DOUBLE LIGHT SOURCE  
ABSORBS NOISES WITHIN THE INDOOR ENVIRONMENT





## ECLIPSE NUANCE SILENCE

Design Marc Sadler

Registered Design



- . PROPRIETÀ FONOASSORBENTI
- . DESIGN RAFFINATO
- . LUCE FOCALIZZATA

SOUND-ABSORBING PROPERTIES  
REFINED LAMP DESIGN  
FOCUSED LIGHT



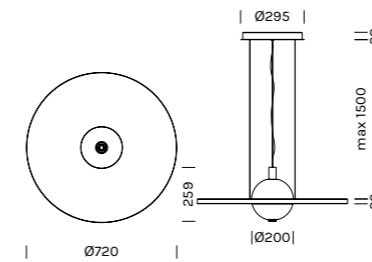




## ECLIPSE NUANCE SILENCE

Ferro e vetro soffiato a bocca  
Fascio di luce verso il basso

Iron and glass blown glass  
Light beam: downward-projected



Eclipse Nuance Silence è una sospensione a LED fonoassorbente. Il fascio di luce del faretto Beam è attenuato dalla sfera in vetro sfumato che lo contiene. Il disco esterno, che sostiene la fonte luminosa, è costituito da un lamierino metallico microforato dalle proprietà fonoassorbenti.

Eclipse Nuance Silence is a LED soundabsorbing suspension. The beam of the spotlight is attenuated by the shaded glass sphere that contains it. The external disk, which supports the light source, consists of a micro-perforated metal sheet with sound-absorbing properties.





# IRVING SILENCE

Design Elena Trevisan

Registered Design



- DESIGN ORIGINALE
- PROPRIETÀ FONOASSORBENTI
- LUCE DIFFUSA

ORIGINAL DESIGN  
SOUND-ABSORBING PROPERTIES  
DIFFUSED LIGHT








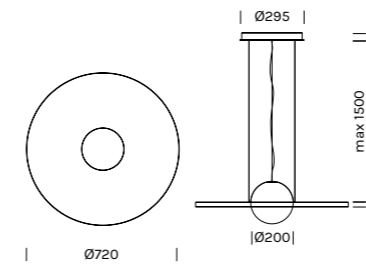
## IRVING SILENCE

Ferro e vetro  
Luce diffusa

Iron and glass  
Diffused light



NO



Irving Silence è una lampada a sospensione a LED dall'originale design, che allude a un cappello femminile dalla tesa larga ed è un omaggio alla cover di Irving Penn di Vogue pubblicata nell'aprile del 1950. Al centro di un lamierino metallico microforato dalle proprietà fonoassorbenti, una sfera in vetro opalino illumina l'ambiente con una luce diffusa. La capacità di illuminare e contemporaneamente assorbire i suoni rende Irving adatta sia agli ambienti residenziali sia ai contesti pubblici.

Irving Silence is an LED pendant lamp with an original design, which alludes to a wide-brimmed female hat and is a tribute to the Irving Penn cover by Vogue published in April 1950. At the centre of a micro-perforated metal sheet with sound-absorbing properties, an opal glass sphere illuminates the room with a diffused light. The ability to illuminate and simultaneously absorb sounds makes Irving suitable for both residential and public context.



**PURE BIOAIR**

Design OLEV Design Lab

Registered Design




- . **SANIFICA L'ARIA**
- . **SCHERMI ANTI-ABBAGLIAMENTO**
- . **FILM SUPERFICIALE ANTIBATTERICO**

PURIFIES THE AIR  
ANTI-GLARE SCREENS  
ANTI-BACTERIAL SURFACE FILM



EFFICACIA GERMICIDA 99%\*  
GERMICIDAL EFFICIENCY 99%\*





PIANTINE MANGIA-SMOG  
SMOG-EATING PLANTS




FILM SUPERFICIALE ANTIBATTERICO  
ANTI-BACTERIAL FILM

## PURE BIOAIR

Lampada sanificante  
Alluminio  
Fascio di luce verso il basso

Sanitizer lamp  
Aluminum  
Light beam: downward-projected




Pure BioAir sanifica l'aria da **germi, batteri e virus tramite luce LED UV-C.**

- **efficienza germicida al 99%\***, testata su famiglie di virus ben più resistenti alla radiazione UV-C di quella responsabile del virus Sars-Cov-2
- 100% sicura per occhi e pelle
- non produce ozono
- con fonte LED ad altissima resa cromatica
- rivestita con film anti-batterico ad efficacia 99,99%
- altissimo comfort visivo studiato per chi lavora al PC
- ulteriore versione con piantine verdi 'mangia-smog'

Pure BioAir sanitizes the air from **germs, bacteria and viruses** through a source of UV-C LED rays.

- **99%\* germicidal effect**, tested on virus strains much more resistant to UV-C radiation than those responsible for the Sars-Cov-2 virus
- eliminates germs and bacteria with UV-C light
- 100% safety for eyes and skin
- doesn't produce ozone
- LEDs with high colour rendering
- coated with an antibacterial film with 99.99% efficiency
- high visual comfort designed for people working at computers
- also available with smog-eating plants



\* La lampada è stata sottoposta a test di laboratorio da parte di Gelt International – Tecnal laboratorio di analisi seguendo le prescrizioni della norma tecnica ISO15714:2019 Method of evaluating the UV dose to airborne microorganisms transiting in-duct ultraviolet germicidal irradiation devices.

\*The lamp has been subjected to lab tests by Gelt International – Tecnal, analysis lab, according to the provisions set forth in technical Standard ISO15714:2019 – Method of evaluating the UV dose to airborne microorganisms transiting in-duct ultraviolet germicidal irradiation devices.





# ANDROMEDA

Design WE DON'T DESIGN + Davide Lanfranco

Registered Design



- . DOPPIA SORGENTE LUMINOSA
- . EFFETTO 'CIELO STELLATO'
- . ALTISSIMA RESA CROMATICA

DOUBLE LIGHT SOURCE  
STARRY NIGHT SKY EFFECT  
HIGH COLOUR RENDERING INDEX





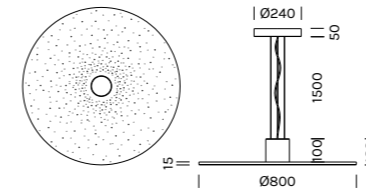
## ANDROMEDA

Ferro  
Fascio di luce verso l'alto e verso il basso  
Filtro Honeycomb antiglare incluso

Iron  
Light beam: upward and downward-projected  
Honeycomb antiglare optic included



NO



Sospensione a LED di design con fascio di luce sia verso il basso sia verso l'alto. Splendido effetto cielo stellato su tutta la superficie inferiore della lampada. La sorgente di luce indiretta garantisce sempre una luminosità ideale per il massimo comfort visivo.

Design suspension lamp with an upward / downward projected light beam. Splendid starry night sky effect on the external surface of the lamp. The indirect light source makes for great ambient lighting.





# BEAM STICK GLASS

Design Marc Sadler

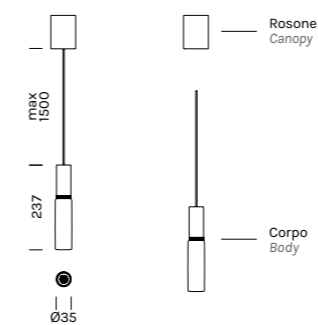

Registered Design



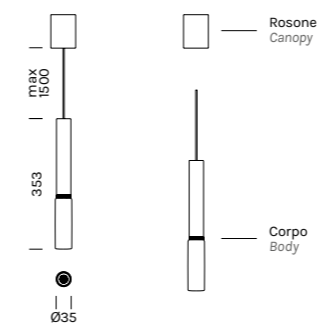
## BEAM STICK GLASS

Alluminio e vetro  
Fascio di luce diffuso verso il basso

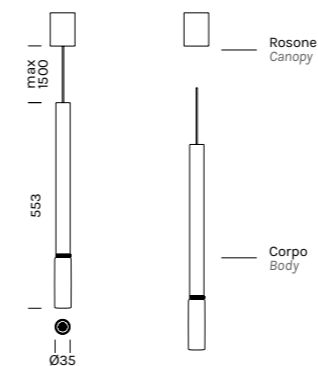
Aluminum and glass  
Light beam: diffused downward-projected



Beam Stick Glass è una serie di sospensioni a LED dalla forma cilindrica. Il terminale in vetro, lavorato a mano, consente alla luce di diffondersi anche lateralmente. Il fascio di luce è idoneo a illuminare con precisione puntuale una superficie, per uno stile essenziale e puro.



Beam Stick Glass is a series of cylindrical-shaped LED suspensions. The hand-made glass terminal allows light to spread also laterally. The light beam is suitable to illuminate a surface with punctual precision, for an essential and pure style.





## BEAM STICK METAL

Design Marc Sadler


Registered Design

- DESIGN ESSENZIALE
- LUCE FOCALIZZATA
- AMPIA GAMMA DI DIAMETRI,  
ALTEZZE E FINITURE

MINIMAL DESIGN

FOCUSED LIGHT

AVAILABLE IN A WIDE RANGE OF DIAMETERS, HEIGHTS AND FINISHES



Ø35



Ø60



Ø80



# Crea un design unico personalizzando le finiture

Create your own design with custom finishes



Corpo Body	Bianco superOpaco Super-matt white	Titanio Titanium	Nero superOpaco Super-matt black	Brunito verniciato Painted burnished	Oro ricco Rich gold	Rame rosa Pink copper
Ghiera Ring	Nero superOpaco Super-matt black	Nero superOpaco Super-matt black	Oro ricco Rich gold	Oro ricco Rich gold	Oro ricco Rich gold	Nero superOpaco Super-matt black





# Crea scenografie inedite personalizzando le dimensioni

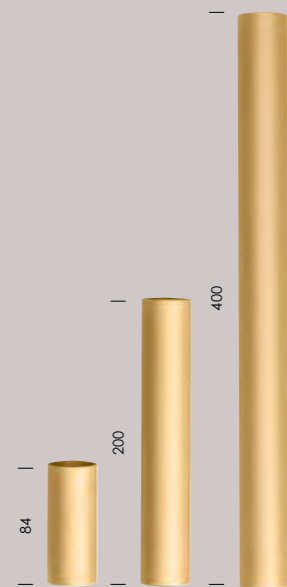

Create unique  
scenographies by  
personalizing sizes






**Crea le tue dimensioni ideali  
per una luce sempre su misura**

Create your ideal dimensions  
for a light tailored to your needs



**PROLUNGA**  
EXTENSION

**CORPO ILLUMINANTE**  
LIGHTING FIXTURE



**PROLUNGA Ø35**  
EXTENSION Ø35

H400

**BEAM STICK**  
METAL Ø35




**BEAM STICK METAL Ø35**

BEAM STICK METAL Ø 35 H 80  
BEAM STICK METAL Ø 35 H 200  
BEAM STICK METAL Ø 35 H 400



**Ø35**








**BEAM STICK METAL Ø60**

BEAM STICK METAL Ø 60 H 80  
BEAM STICK METAL Ø 60 H 200  
BEAM STICK METAL Ø 60 H 400



**Ø60**



**BEAM STICK METAL Ø80**

BEAM STICK METAL Ø 80 H 80  
BEAM STICK METAL Ø 80 H 200  
BEAM STICK METAL Ø 80 H 400



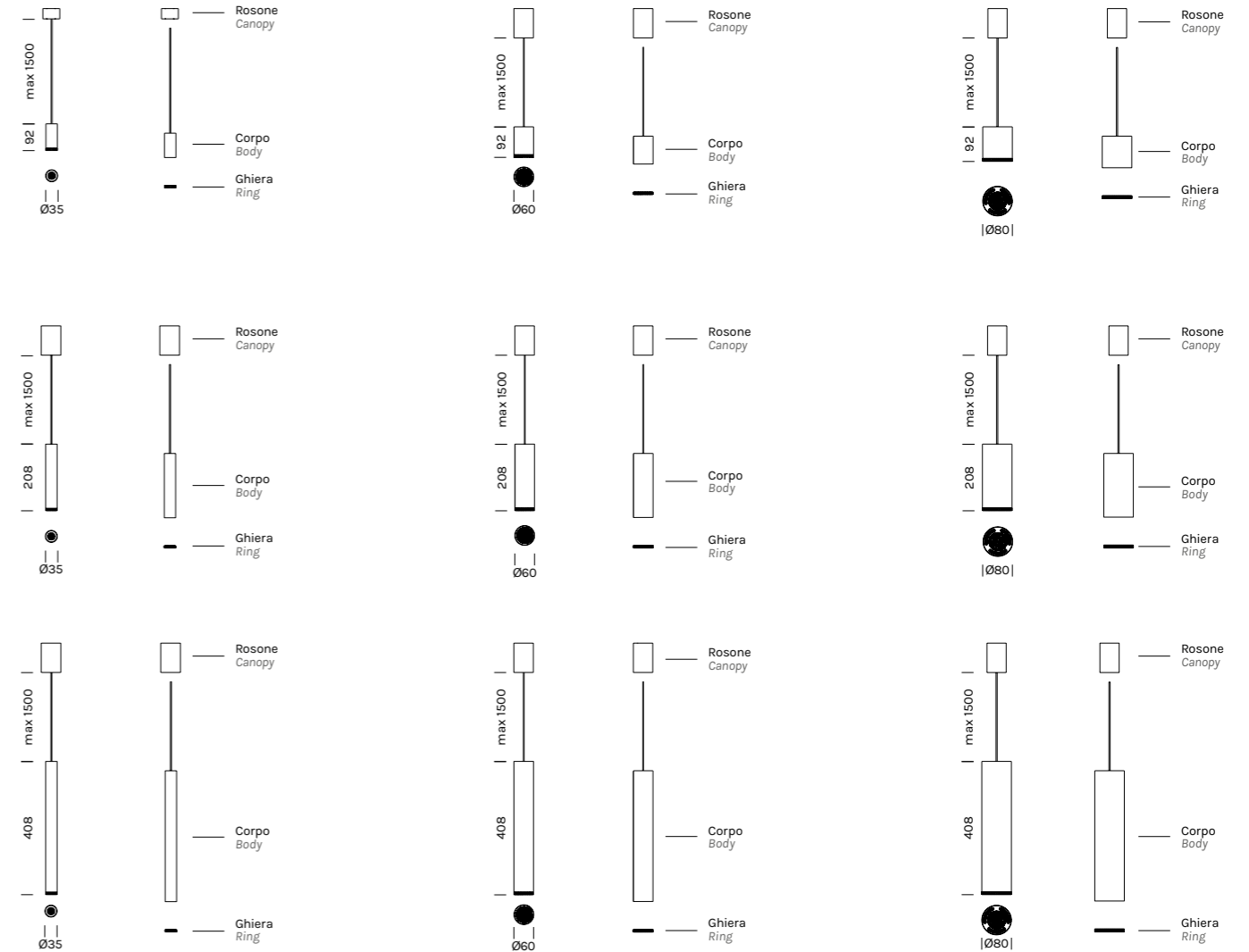
Ø80



# BEAM STICK METAL Ø35 - 60 - 80

Alluminio  
Fascio di luce verso il basso

Aluminum  
Light beam: downward-projected



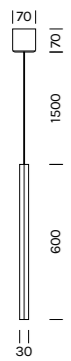



# SHINE VERTICAL

Design Michele Marcon

Ottone  
Fascio di luce verso il basso

Brass  
Light beam: downward-projected



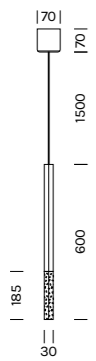



# SHINE VERTICAL PLUMAGE

Design Michele Marcon

Ottone e plexiglass  
Fascio di luce verso il basso

Brass and plexiglass  
Light beam: downward-projected



# GAVIN

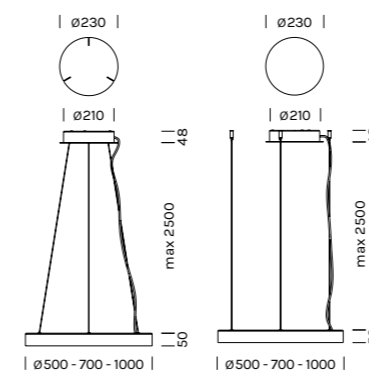

Design Massimo Tonetto



## GAVIN

Ferro  
Fascio di luce verso il basso

Iron  
Light beam: downward-projected





# BLANCNOIR

Design Stefano Tonello,  
Simone Menegatti  
e Marco Alessi

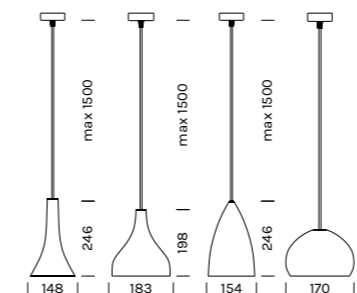
*Registered Design*



## BLANCNOIR

Ferro  
Fascio di luce verso il basso

Iron  
Light beam: downward-projected



# LONGUETTE

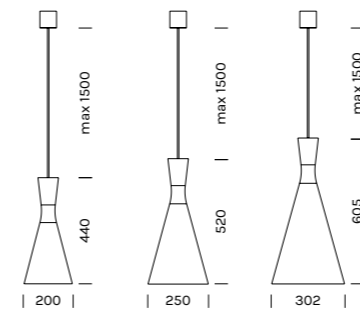

Design OLEV Design Lab



## LONGUETTE

Alluminio  
Fascio di luce verso il basso

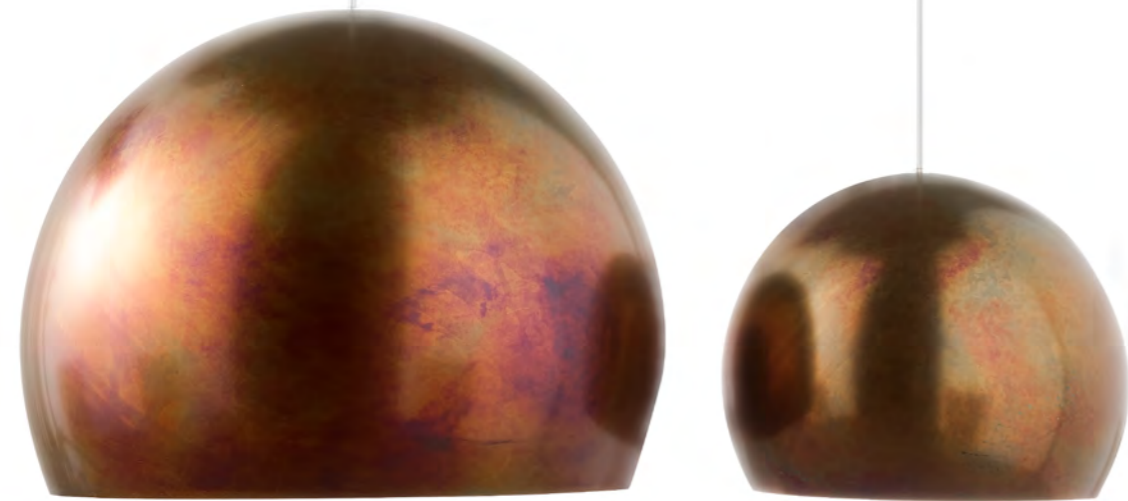
Aluminum  
Light beam: downward-projected





# SPHERE

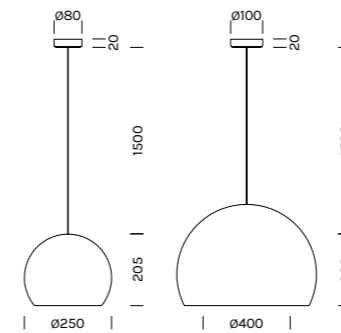

Design OLEV Design Lab



# SPHERE


Ferro, interno verniciato in bianco  
Fascio di luce verso il basso

Iron, white painted internally  
Light beam: downward-projected



- **DESIGN MINIMALE ED ESSENZIALE**
- **ELEVATO COMFORT VISIVO**
- **CONFORME ALL'ILLUMINAZIONE  
DI POSTAZIONI-LAVORO E UFFICI**

MINIMAL DESIGN  
HIGH VISUAL COMFORT  
COMPLIANT WITH THE WORKSTATION AND OFFICE LIGHTING  
STANDARDS







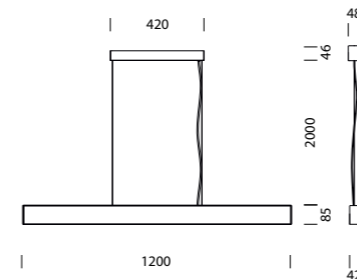
## MERCEDES

Alluminio  
Fascio di luce verso il basso

Aluminum  
Light beam: downward-projected



NG



Mercedes è una lampada a LED di design con fascio di luce verso il basso, ideale per illuminare le postazioni di lavoro negli uffici. Il nome richiama immediatamente l'iconica casa automobilistica tedesca: si tratta infatti di un modello specifico realizzato da OLEV per la nuova sede operativa di Mercedes-Benz nel cuore di Berlino. Mercedes unisce la massima funzionalità a linee minimali che la rendono perfetta per arredare uffici ma anche moderni ambienti domestici.

Mercedes is a designer LED lamp with a downward light beam that provides efficient lighting for workstations. Its name recalls the iconic automotive brand: in fact, it's a specific model designed by OLEV for the new Mercedes' headquarters in the heart of Berlin. Mercedes blends functionality with a contemporary style that makes it the perfect choice for modern offices but also modern home spaces.



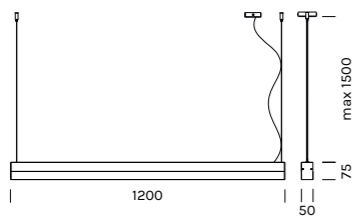

# SWORD

Design OLEV Design Lab



Alluminio con diffusore in policarbonato opalino  
Fascio di luce verso il basso

Aluminum polycarbonate opal diffuser  
Light beam: downward-projected





**POLY LINEAR**  
Design Michele Marcon

- . **SEZIONE ESAGONALE**
- . **DOPPIA SORGENTE LUMINOSA**
- . **LUNGHEZZA PERSONALIZZABILE**

HEXAGONAL SECTION  
DOUBLE LIGHT SOURCE  
CUSTOMIZABLE LENGTH





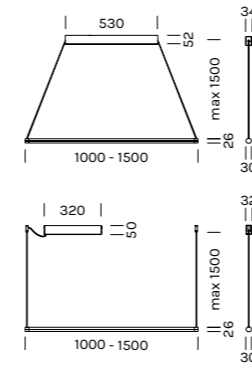
## POLY LINEAR

Alluminio con profilo esagonale biemissione  
 Fascio di luce verso l'alto e verso il basso

Aluminum hexagonal-shaped with double emission  
 Light beam: upward and downward-projected



BR





# LANACOTTA


Design Carlo Cappellotto



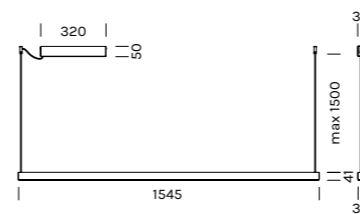
## LANACOTTA

Legno rovere  
Fascio di luce verso il basso

Durmast wood  
Light beam: downward-projected



RV





# ZIGO ZAGO

Design Marc Sadler


Registered Design



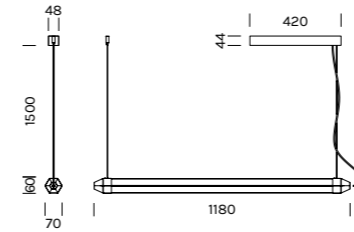
## ZIGO ZAGO

Alluminio  
Fascio di luce verso l'alto e verso il basso

Aluminum  
Light beam: upward and downward-projected



BR





## STAGE HORIZONTAL SILENCE

Design Marc Sadler

Registered Design



- PROPRIETÀ FONOASSORBENTI
- ELEVATO COMFORT VISIVO
- IDEALE PER UFFICI E LUOGHI PUBBLICI

SOUND-ABSORBING PROPERTIES  
HIGH VISUAL COMFORT  
IDEAL FOR OFFICES AND PUBLIC PLACES








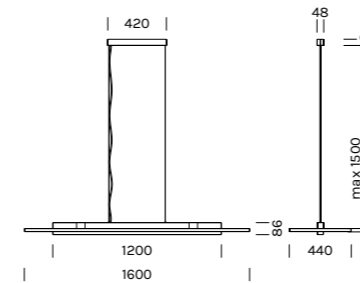
## STAGE HORIZONTAL SILENCE

Sospensione fonoassorbente  
Ferro e alluminio  
Fascio di luce verso il basso

Soundabsorbing suspension lamp  
Iron and aluminum  
Light beam: downward-projected



NO



Stage Horizontal Silence è una lampada a sospensione a sviluppo orizzontale che integra proprietà fonoassorbenti. Si compone di un lamierino microforato e di un profilo in alluminio che ospita la sorgente luminosa lineare a LED. L'illuminazione si unisce così a una funzionalità più ampia, creando un punto luce ideale per tutti gli ambienti ad alta affluenza di pubblico, dove è necessario il controllo del rumore.

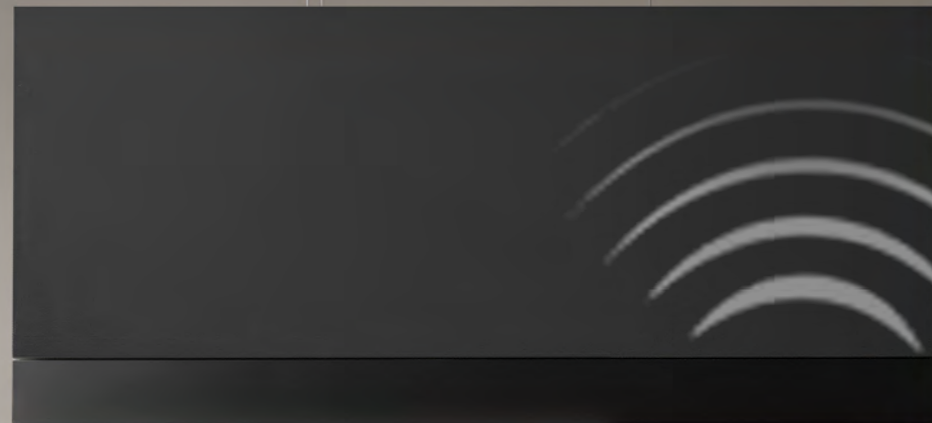
Stage Horizontal Silence is a suspension lamp with horizontal development that integrates sound-absorbing properties. It consists of a micro-perforated metal sheet and an aluminium profile that houses the linear LED light source. The lighting thus joins a wider functionality, creating an ideal light point for all environments with a high number of visitors, where noise control is required.



# STAGE VERTICAL SILENCE

Design Marc Sadler

Registered Design



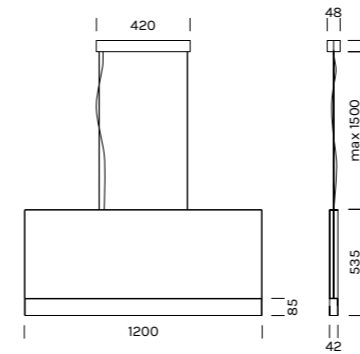
## STAGE VERTICAL SILENCE

Sospensione fonoassorbente  
Ferro e alluminio  
Fascio di luce verso il basso

Soundabsorbing suspension lamp  
Iron and aluminum  
Light beam: downward-projected



NO



# LAMPADE DA SOFFITTO & PARETE

CEILING & WALL LAMPS



## OVERFLY PLUS PL

Design Marc Sadler

Registered Design

SOFFITTO - CEILING

Overfly Plus PL è una lampada da soffitto a luce indiretta adatta per un'illuminazione diffusa.

Lo stelo cilindrico centrale che distanzia la fonte luminosa dal sottile piatto superiore è interamente lavorato con incisioni godronate incrociate.

L'ampio piatto, dal diametro variabile in 2 dimensioni, riflette e distribuisce la morbida luce in tutto l'ambiente.

Overfly Plus PL is an indirect light ceiling lamp suitable for diffused lighting.

The central cylindrical stem that spaces the light source from the thin upper plate is entirely worked with criss-cross knurled incisions.

The wide plate, available in 2 different diameters, reflects and distributes the soft light throughout the room.






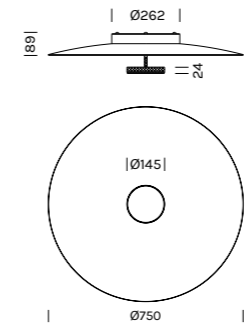
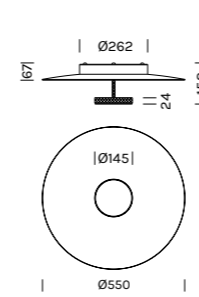
## OVERFLY PLUS PL

Alluminio, plexiglass  
Fascio di luce indiretto

Aluminium, plexiglass  
Light beam: indirect



BO





# OTTOMANO


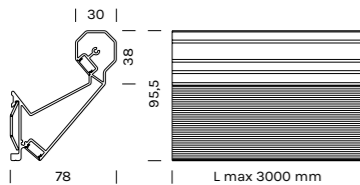
Design Michele Marcon

Registered Design

PARETE - WALL

Alluminio  
Fascio di luce: diffuso indiretto


Aluminum  
Light beam: diffused







150



151



## SLIGHT AP

Design Massimo Tonetto

Registered Design

PARETE - WALL

- DESIGN MINIMALE
- FASCIO DI LUCE VERSO IL BASSO
- IDEALE PER L'USO SOPRA ALLO SPECCHIO

MINIMAL DESIGN  
DOWNWARD LIGHT BEAM  
IDEAL FOR USE OVER THE MIRROR



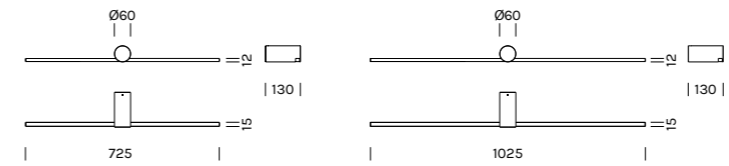





## SLIGHT AP

Alluminio  
Fascio di luce verso il basso

Aluminium  
Light beam: downward-projected





# TAB LED

Design OLEV Design Lab


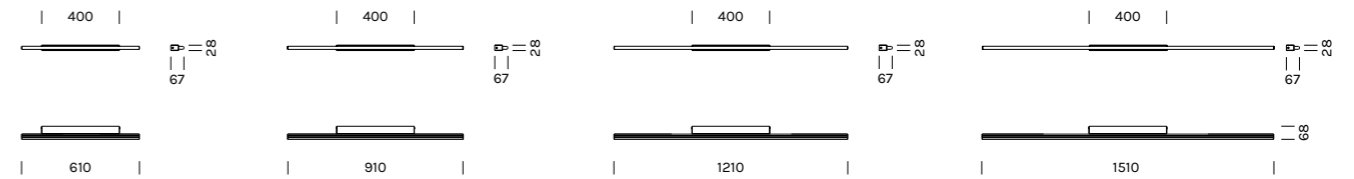

PARETE - WALL



# TAB LED

Ferro  
Fascio di luce diffuso

Iron  
Light beam: projected diffused





## BEAM MASTER

Design Marc Sadler

Registered Design

SOFFITTO - CEILING

- LUCE FOCALIZZATA
- FASCIO DI LUCE ORIENTABILE
- AMPIA GAMMA DI MISURE,  
POTENZE E FINITURE

FOCUSED LIGHT BEAM  
ADJUSTABLE BEAM ANGLE  
AVAILABLE IN A WIDE RANGE OF SIZES,  
WATTAGES AND FINISHES

BEAM MASTER Ø25





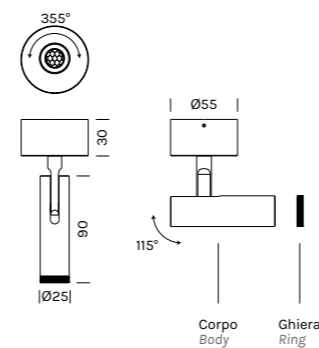
**BEAM MASTER Ø25**



**BEAM MASTER Ø25 - 35**

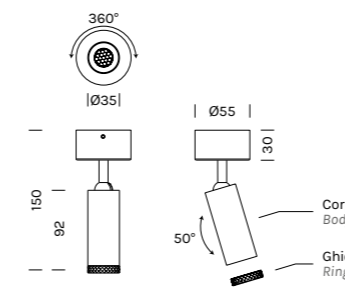
Alluminio  
Fascio di luce orientabile

Aluminum  
Light beam: adjustable



**BEAM MASTER Ø25**

**BEAM MASTER Ø35**



**BEAM MASTER Ø35**

**BEAM MASTER Ø60**



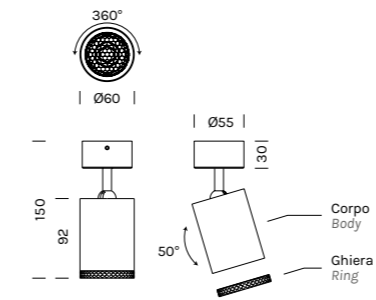

**BEAM MASTER Ø80**



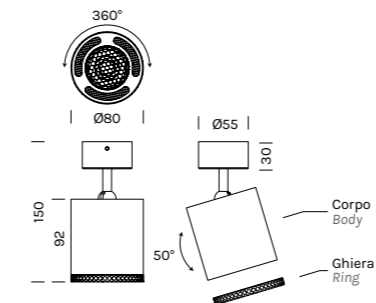
**BEAM MASTER Ø60 - 80**

Alluminio  
Fascio di luce orientabile

Aluminum  
Light beam: adjustable



**BEAM MASTER Ø60**



**BEAM MASTER Ø80**



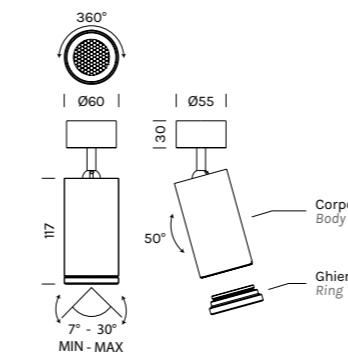

## BEAM MASTER Ø60 ZUMMY



## BEAM MASTER Ø60 ZUMMY

Alluminio  
Fascio di luce orientabile


Aluminum  
Light beam: adjustable



BEAM MASTER Ø60 ZUMMY

Beam Master 60 Zummy è un faretto orientabile con fascio di luce regolabile. Ruotando la ghiera è possibile infatti mantenere costante la larghezza del fascio luminoso anche se la lampada è posta a diverse altezze di soffitto. La ghiera è impreziosita da incisioni godronate.

Beam Master 60 Zummy is an adjustable spotlight with adjustable light beam. By turning the ring it's possible to keep the width of the light beam constant even if the lamp is placed at different ceiling heights. The ring is enriched with knurled engravings.



# BEAM MASTER Ø35 230V

Design Marc Sadler

Registered Design

SOFFITTO - CEILING




## BEAM MASTER Ø35 230V

SINGOLO E DOPPIO A BASE RETTANGOLARE  
SINGLE AND DOUBLE SPOT WITH RECTANGULAR BASE

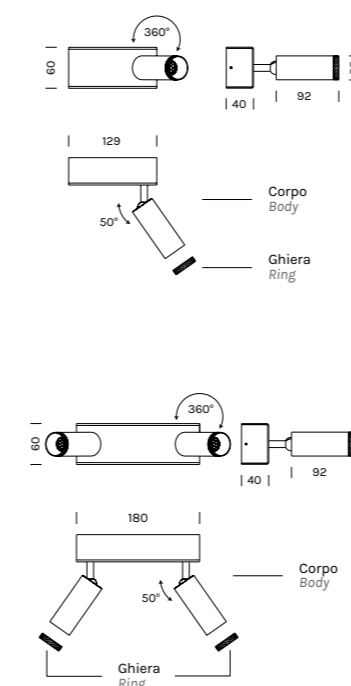
Ottone  
Fascio di luce orientabile

Brass  
Light beam: adjustable



Faretto a LED spot orientabile a base rettangolare per fissaggio a soffitto, con fascio idoneo ad illuminare un quadro, un oggetto, un tavolo di un ristorante.

Adjustable LED spotlight with rectangular canopy for ceiling mounting, projecting a light beam that is ideal for the illumination of a painting, a specific object, or a table at the restaurant.





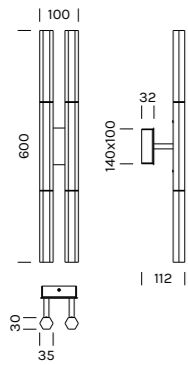

# SHINE PLUMAGE AP

Design Michele Marcon

PARETE - WALL

Ottone, plexiglass, piume decorative  
Fascio di luce diffuso

Brass, plexiglass, decorative feathers  
Light beam: projected diffused






# SHINE SPOT

Design OLEV Design Lab

PARETE - WALL  
SOFFITTO - CEILING





## SHINE SPOT



Faretto spot a LED orientabile in tutte le direzioni, con fascio idoneo ad illuminare un quadro, un oggetto, un tavolo di un ristorante. Originale design esagonale, disponibile in numerose finiture. Base per fissaggio a soffitto o a parete.

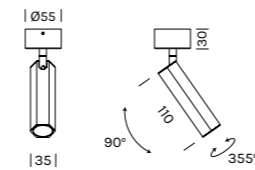
Adjustable LED spotlight, projecting a light beam that is ideal for the illumination of a painting, a specific object, a table at the restaurant. With its original hexagonal design, Shine Spot is available in a wide range of finishes. Canopy for wall or ceiling mounting.

## SHINE SPOT

SPOT SINGOLO A BASE TONDA  
SINGLE SPOT WITH ROUND BASE

Ottone  
Fascio di luce orientabile

Brass  
Light beam: adjustable

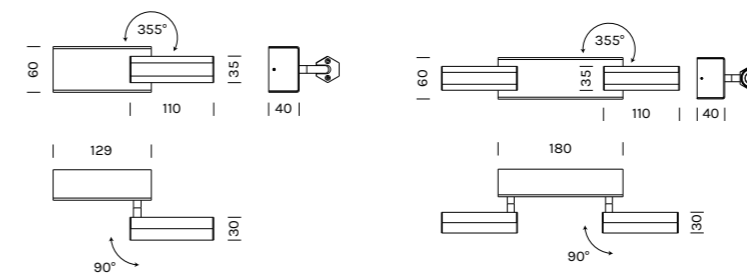


## SHINE SPOT 230V



## SHINE SPOT 230V

SINGOLO E DOPPIO A BASE RETTANGOLARE  
SINGLE AND DOUBLE SPOT WITH RECTANGULAR BASE



# EYE

Design Filippo Cannata

Registered Design

PARETE - WALL  
SOFFITTO - CEILING



Eye è una serie di faretti spot a LED dalla forma cilindrica caratterizzata da una corona zigrinata.

Eye is a series of LED spotlights with a cylindrical shape characterized by a knurled crown.





## EYE SPOT


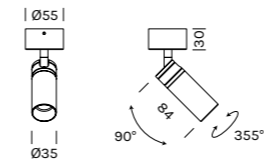


## EYE SPOT

SPOT SINGOLO A BASE TONDA  
SINGLE SPOT WITH ROUND BASE

Alluminio  
Fascio di luce orientabile

Aluminum  
Light beam: adjustable


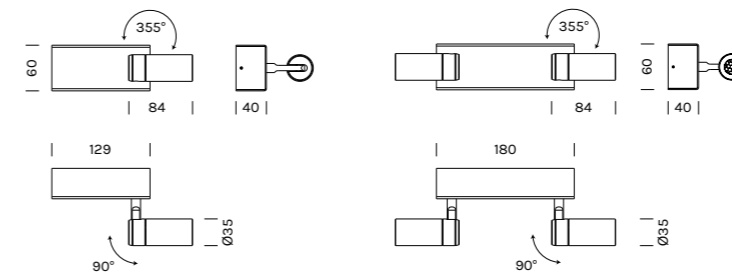


## EYE SPOT 230V SINGOLO E DOPPIO




## EYE SPOT 230V

SINGOLO E DOPPIO A BASE RETTANGOLARE  
SINGLE AND DOUBLE SPOT WITH RECTANGULAR BASE

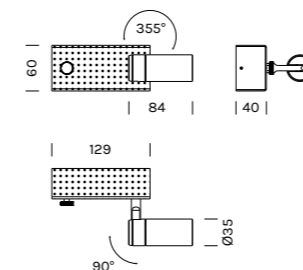


## EYE SPOT 230V LEATHER



## EYE SPOT 230V LEATHER

SINGOLO A BASE RETTANGOLARE CON INTERRUTTORE  
SINGLE SPOT WITH RECTANGULAR BASE AND SWITCH




# OLORFLEX

PARETE - WALL

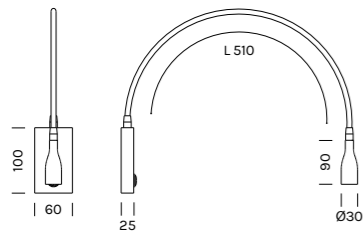


Ferro, tessuto  
Fascio di luce orientabile

Iron, fabric  
Light beam: adjustable




TMA TNE



Olorflex è l'elegante lampada da parete flessibile a collo di cigno, ottima per la lettura serale. Il braccio snodabile è rivestito in tessuto a treccia marrone con trama in rilievo. Il fascio di luce è orientabile con angolo di rotazione di 360°.

Olorflex is the elegant flexible swan neck wall lamp, excellent for evening reading. The jointed arm is covered in brown braided fabric with a relief texture. The light beam is adjustable with a rotation angle of 360°.





# CIDI AP

Design Marc Sadler

Registered Design

PARETE - WALL



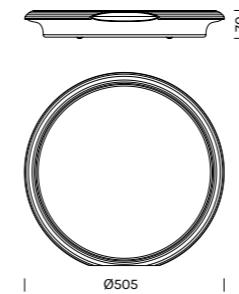
# CIDI AP



## CIDI AP

Ferro  
Fascio di luce diffuso

Iron  
Light beam: diffused



Cidi è una collezione di plafoniere e applique dalla forma circolare e design lineare ma complesso. Il profilo esterno è studiato per permettere alla luce di riflettersi su di esso, producendo una piacevole luce diffusa. Disponibili con diametro 250 mm e 500 mm, è caratterizzata dal contrasto fra la finitura opaca dell'interno e quella lucida del profilo esterno.

Cidi is a collection of ceiling lamps and wall lamps with a circular shape and a linear but complex design. The external profile is designed to allow light to be reflected on it, producing a pleasant diffused light. Available in 250 mm and 500 mm diameters, is characterized by the contrast between the matt interior and the glossy external profile finish.



# CIDI PL

Design Marc Sadler

Registered Design

SOFFITTO - CEILING



# CIDI PL

Ferro

Fascio di luce diffuso verso il basso

Iron

Light beam: downward-projected diffused

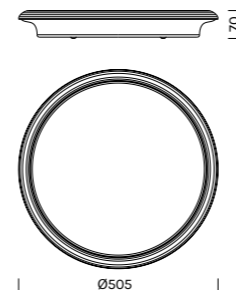


BI/BIL

OR/BV



Ø255



Ø505

Cidi è una collezione di plafoniere e applique dalla forma circolare e design lineare ma complesso. Il profilo esterno è studiato per permettere alla luce di riflettersi su di esso, producendo una piacevole luce diffusa. Disponibili con diametro 250 mm e 500 mm, è caratterizzata dal contrasto fra la finitura opaca dell'interno e quella lucida del profilo esterno.

Cidi is a collection of ceiling lamps and wall lamps with a circular shape and a linear but complex design. The external profile is designed to allow light to be reflected on it, producing a pleasant diffused light. Available in 250 mm and 500 mm diameters, is characterized by the contrast between the matt interior and the glossy external profile finish.

# POLY ESAGONO PL

Design Michele Marcon

Registered Design

PARETE - WALL  
SOFFITTO - CEILING



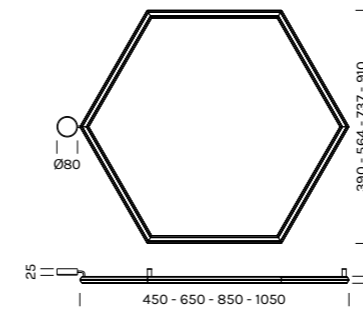





## POLY ESAGONO PL

Alluminio  
Fascio di luce: monoemissione o biemissione

Aluminum  
Light beam: diffused: monoemission or biemission



Lampada a parete e soffitto, esagonale nella forma e nella sezione del profilo, ispirata al taglio delle pietre preziose, arte che enfatizza la riflessione e la rifrazione della luce. Propone una luce monodirezionale che si rifrange moltiplicandosi sulle sfaccettature della finitura metallica.

Wall and ceiling lamp with hexagonal shape and profile section, inspired by the cut of precious stones, an art that emphasizes light reflection and refraction. It offers a one-way light that is refracted, multiplying itself on the metallic finish facets.



## MERCEDES PL

Design OLEV Design Lab

SOFFITTO - CEILING



- DESIGN MINIMALE ED ESSENZIALE
- ELEVATO COMFORT VISIVO
- CONFORME ALL'ILLUMINAZIONE DI POSTAZIONI-LAVORO E UFFICI

MINIMAL DESIGN  
HIGH VISUAL COMFORT  
COMPLIANT WITH THE WORKSTATION AND OFFICE LIGHTING STANDARDS



Alluminio  
Fascio di luce verso il basso

Aluminum  
Light beam: downward-projected





# PIPE PL

Design OLEV Design Lab

SOFFITTO - CEILING





## PIPE PL

Ferro  
Fascio di luce verso il basso

Iron  
Light beam: downward-projected





# ZEN

Design OLEV Design Lab

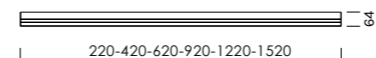

PARETE - WALL



## ZEN

Alluminio  
Fascio di luce verso l'alto e verso il basso

Aluminum  
Light beam: upward and downward-projected



220-420-620-920-1220-1520






# TURN


Design OLEV Design Lab

PARETE - WALL

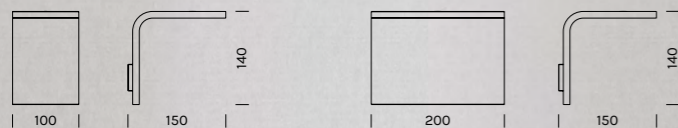


Alluminio  
Fascio di luce verso l'alto

Aluminum  
Light beam: upward-projected



BI BV NO RU TI





# PLORIT AP

Design Massimo Tonetto

PARETE - WALL



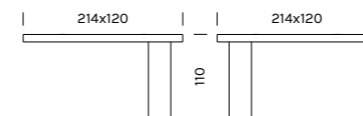
## PLORIT AP

Alluminio  
Fascio di luce verso l'alto

Aluminum  
Light beam: upward-projected



NO



## LA PALLINA AP

Design Beppe Tizian

Registered Design

PARETE - WALL



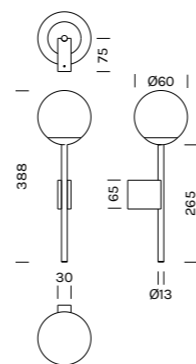
## LA PALLINA AP

Alluminio e vetro  
Fascio di luce diffuso

Aluminum and glass  
Light beam: diffused



NO



La Pallina Ap è una lampada da parete con diffusore sferico in vetro soffiato opalino, per un fascio luminoso ampio e confortevole.

La Pallina is a wall lamp with spherical diffuser in opal blown glass, for a wide and comfortable light beam.



# LAMPADE DA SOFFITTO INCASSO

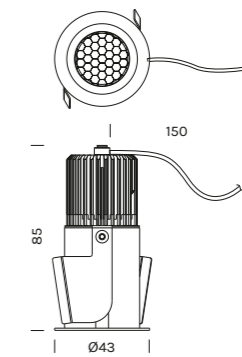

CEILING LAMPS BUILT-IN

**TINY**  
Design Filippo Cannata

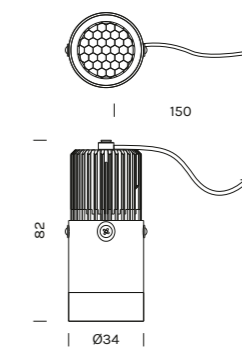
**PICCOLE DIMENSIONI,  
ELEVATA POTENZA**

Small dimensions, high-power

**TINY**



**TINY GHOST**





## TINY ADJUSTABLE

Design Filippo Cannata

Tiny Adjustable è un faretto da incasso orientabile, pensato per garantire il massimo comfort visivo.

Dotato di un'ottica recessa per non abbagliare, è disponibile anche con nido d'ape.

Il fascio luminoso è personalizzabile grazie a 2 tipologie di ottiche e può diffondere una luce molto intensa nonostante le dimensioni ridotte del corpo illuminante.

Tiny Adjustable is an adjustable recessed spotlight, designed to guarantee the best possible visual comfort.

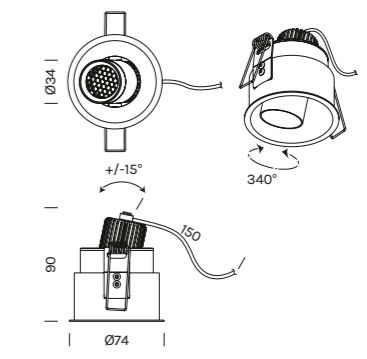

Featuring a recessed light source to avoid glare, it is available also with a honeycomb grid.

The light beam is adjustable thanks to 2 different types of optics. While the lighting fixture's dimensions are relatively small, its light can be very intense.

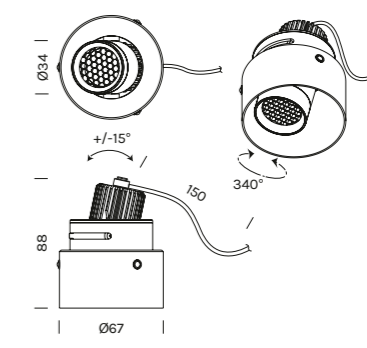





### TINY ADJUSTABLE



### TINY ADJUSTABLE GHOST





# LAMPADE DA TAVOLO

TABLE LAMPS

**ANTARTIC**  
Design Marc Sadler

*Registered Design*

- **DESIGN CONTEMPORANEO**
- **LUCE DIFFUSA SUGGESTIVA**
- **ELEVATO COMFORT VISIVO**

CONTEMPORARY DESIGN  
SOFT DIFFUSED LIGHT  
HIGH VISUAL COMFORT



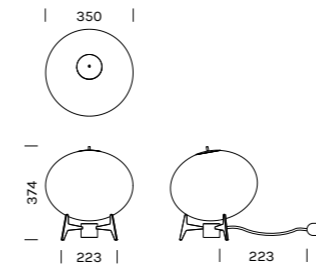





## ANTARTIC

Vetro soffiato a bocca e ferro  
Fascio di luce diffuso

Blown glass and iron  
Light beam: diffused



Lampada da tavolo dal design contemporaneo caratterizzata da una base in acciaio che ospita la sorgente a LED e sostiene un diffusore in vetro soffiato. Il diffusore è caratterizzato da una particolare forma sferica irregolare "a cipolla", sabbata sulla parte superiore, che crea un gioco di luce piacevole e non invasiva. Nella parte superiore del vetro, un perno consente di modificare la posizione della sfera, per orientare il fascio di luce e la sua intensità.

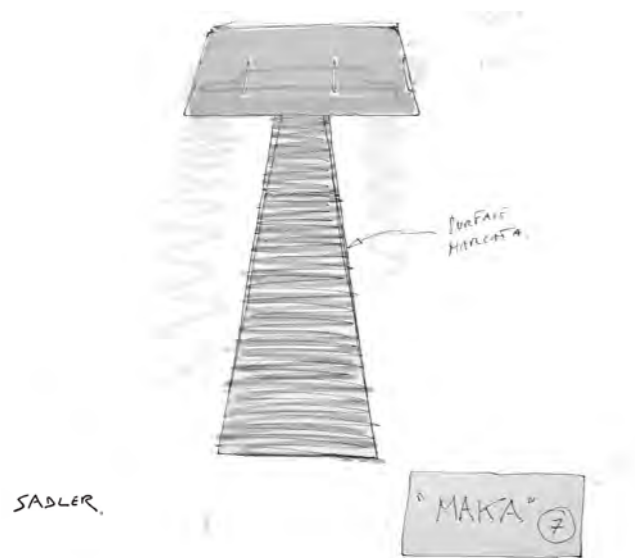
A table lamp with contemporary design, characterized by a steel base that houses the LED source and supports a blown glass diffuser. The diffuser is characterized by a particular irregular spherical "onion" shape, sanded on the upper part, which creates a pleasant and non-invasive play of light. In the upper part of the glass, a pin allows you to change the position of the sphere, to orient the light beam and its intensity.





**. WIRELESS  
. DESIGN INDUSTRIALE  
. LUCE DIMMERABILE**

WIRELESS  
INDUSTRIAL DESIGN  
DIMMABLE LIGHT



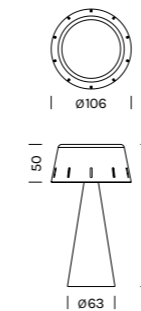





## MAKÀ

Ferro  
Fascio di luce diffuso verso il basso

Iron  
Light beam: downward-projected diffused



Makà è una lampada da tavolo a batteria ricaricabile, completamente senza fili. Con le sue dimensioni ridotte e l'originale design industriale è adatta ad arredare ed illuminare i tavoli di un ristorante o di un'abitazione. La tecnologia LED Dim to Warm offre la possibilità di regolare a piacimento l'intensità e il colore della luce, per creare un'atmosfera elegante e suggestiva.


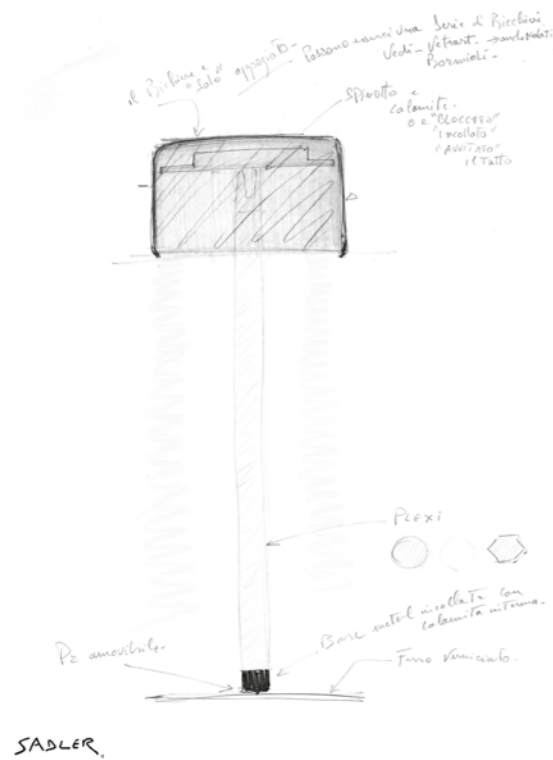
Makà is an entirely wireless table lamp with a rechargeable battery. With its compact size and its original industrial design, it is ideal for the tables of a restaurant, or at home. The Dim to Warm LED technology lets you adjust the intensity and colour of the light to create an elegant and fascinating atmosphere.

**TEE**  
Design Marc Sadler



**. WIRELESS  
. BASE MAGNETICA  
. LUCE DIMMERABILE**

WIRELESS  
MAGNETIC BASE  
DIMMABLE LIGHT



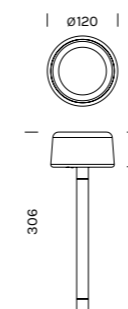




## TEE

Alluminio e plexiglass  
Fascio di luce diffuso verso il basso

Aluminium and plexiglass  
Light beam: downward-projected diffused



Tee è una lampada da tavolo a batteria ricaricabile, completamente senza fili. La tecnologia LED Dim to Warm offre la possibilità di regolare a piacimento l'intensità e il colore della luce, per creare un'atmosfera elegante e suggestiva. Attraverso un semplice pulsante, una luce bianca calda si trasforma gradualmente in una luce caldissima e soffusa. La base circolare è magnetica e garantisce la stabilità della lampada anche quando è collocata sotto ad una superficie, ad esempio una tovaglia.

Tee is an entirely wireless table lamp with a rechargeable battery. Dim to Warm LED technology lets you adjust the intensity and colour of the light to create an elegant and fascinating atmosphere. At the touch of a button, a warm white light gradually turns into a warm, soft glow. The round base is magnetic and ensures the stability of the lamp even when it's placed under a surface, such as a tablecloth.



# DRUM

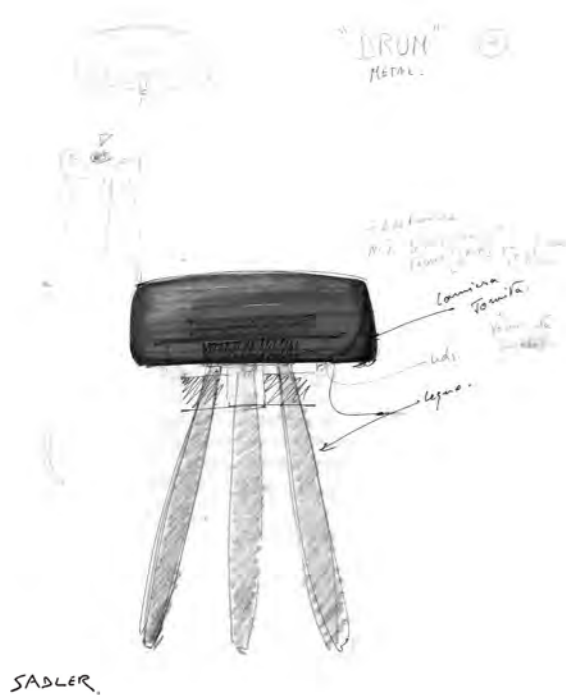
Design Marc Sadler

Registered Design



- WIRELESS
- GAMBE IN LEGNO DI PERO
- LUCE DIMMERABILE

WIRELESS  
PEARWOOD LEGS  
DIMMABLE LIGHT

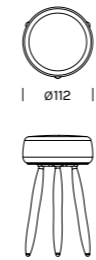





## DRUM

Alluminio, plexiglass, legno di pero  
Fascio di luce diffuso verso il basso

Aluminium, plexiglass, pearwood  
Light beam: downward-projected diffused



Drum è una lampada da tavolo a batteria ricaricabile, completamente senza fili. La tecnologia LED Dim to Warm offre la possibilità di regolare a piacimento l'intensità e il colore della luce, per ottenere il mood desiderato in ogni occasione. Attraverso un semplice pulsante posto sotto la testa della lampada, una luce bianca calda si trasforma gradualmente in una luce caldissima e soffusa. Le gambe sono in legno di pero.

Drum is an entirely wireless table lamp with a rechargeable battery. The Dim to Warm LED technology lets you adjust the intensity and colour of the light to create an elegant and fascinating atmosphere. At the touch of a button, a warm white light gradually turns into a warm, soft glow. The lamp's legs are made of pearwood.



# LA PALLINA

Design Massimo Broglio

Registered Design



- DESIGN MINIMALE
- LUCE DIFFUSA E DIMMERABILE
- CONTROLLO CON SISTEMA TOUCH

MINIMAL DESIGN  
DIFFUSED AND DIMMABLE LIGHT  
TOUCH-SENSITIVE CONTROL







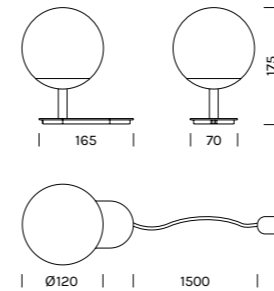
## LA PALLINA

Alluminio e vetro  
Fascio di luce diffuso  
Touch dimmer

Aluminum and glass  
Light beam: diffused  
Dimmer touch



NA



La Pallina è una lampada da tavolo con diffusore sferico in vetro soffiato opalino, per un fascio luminoso ampio e confortevole. La base, in alluminio fresato anodizzato, integra il comando touch per accensione, spegnimento e dimmerazione.

La Pallina is a table lamp with spherical diffuser in opal blown glass, for a wide and comfortable light beam. The base, made of milled anodized aluminium, integrates the touch control for switching on, off and for dimming.



# FLAMINGO T

Design Marc Sadler

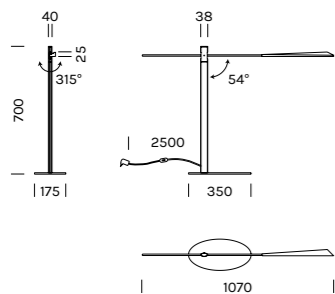
Registered Design

Ferro  
Fascio di luce orientabile

Iron  
Light beam: adjustable




BV



Lampada a LED snodabile dalla linea essenziale: l'originale forma sfaccettata della testa definisce un carattere grafico e rigoroso. Il braccio in carbonio, snodabile a  $120^\circ$  sull'asse verticale, e la testa, rotante di  $175^\circ$ , consentono di orientare il fascio luminoso in base alle specifiche esigenze dell'ambiente. Lo schermo anti-abbagliamento a nido d'ape garantisce un elevato comfort visivo.

LED swing lamp with minimal design. The original shape of its faceted head defines its strong and graphic character. The swing arm moving through a range of  $120^\circ$  on the vertical axis and the head rotating up to  $175^\circ$  allow to adjust the light beam according to the specific requirements of any environment. The honeycomb louver controls glare and ensures the utmost visual comfort.






# LAMPADE DA TERRA

FLOOR LAMPS

**BOOM**  
Design Marc Sadler  
*Registered Design*

**. DESIGN MINIMALE  
. FASCIO DI LUCE ORIENTABILE**


MINIMAL DESIGN  
ADJUSTABLE LIGHT BEAM





# Adatta ad ambienti anche molto alti

Suitable even for very high rooms

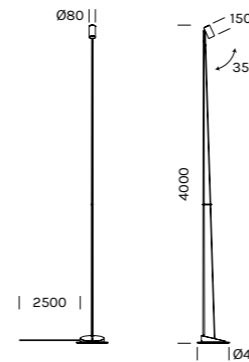
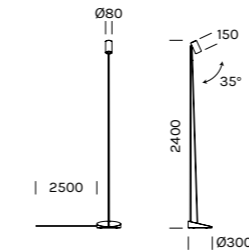





## BOOM

Carbonio, marmo, alluminio  
Fascio di luce orientabile

Carbon, marble, aluminium  
Light beam: adjustable



Boom è una lampada da terra dalla linea slanciata e minimalista. Disponibile in due versioni che superano i 2 e i 4 metri, l'altezza è la cifra di questa piantana, particolarmente adatta ad ambienti anche molto alti. Un faretto cilindrico in alluminio è sostenuto da due aste in carbonio fissate su un basamento in marmo munito di diverse sedi per regolare l'inclinazione del fascio di luce.

Boom is a floor lamp with a slender and minimalist line. Available in two versions exceeding 2 and 4 metres, the height is the style of this floor lamp, particularly suitable even for very high rooms. A cylindrical aluminium spotlight is supported by two carbon stems fixed into a marble base equipped with several points to adjust the inclination of the light beam.





# FLAMINGO PT

Design Marc Sadler

Registered Design

## DESIGN MINIMALE ELEVATO COMFORT VISIVO FASCIO LUMINOSO ORIENTABILE

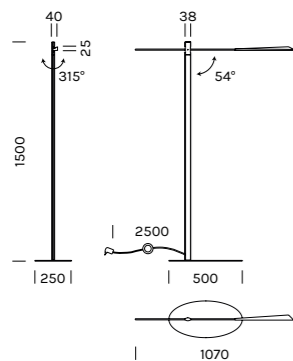
MINIMAL DESIGN  
HIGH VISUAL COMFORT  
ADJUSTABLE BEAM ANGLE

Alluminio  
Fascio di luce orientabile

Aluminum  
Light beam: adjustable



BV



Lampada a LED snodabile dalla linea essenziale. Il braccio in carbonio, snodabile a 120° sull'asse verticale, e la testa, rotante di 175°, consentono di orientare il fascio luminoso in base alle specifiche esigenze dell'ambiente. Lo schermo anti-abbagliamento a nido d'ape garantisce un elevato comfort visivo.

LED swing lamp with minimal design. The swing arm moving through a range of 120° on the vertical axis and the head rotating up to 175° allow to adjust the light beam according to the specific requirements of any environment. The honeycomb louver controls glare and ensures the utmost visual comfort.





# CRANE

Design OLEV Design Lab

Registered Design








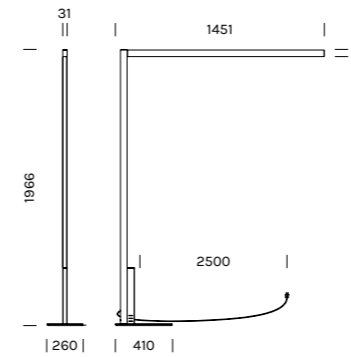
## CRANE

Alluminio  
Fascio di luce verso l'alto e verso il basso

Aluminum  
Light beam: upward and downward-projected



NA




Crane è una lampada da terra che propone una luce monodirezionale o bidirezionale verso il basso e verso l'alto, in contemporanea o singolarmente in base alla preferenza dell'utente. L'accensione, lo spegnimento e la dimmerazione avvengono mediante comando touch.

Crane is a floor lamp that offers a one or two-way downward and upward pointing light, simultaneously or individually based on the user's preference. The lamp features an on/off touch switch with dimmer.



**THIRTIES**  
Design Elena Ogna  
*Registered Design*










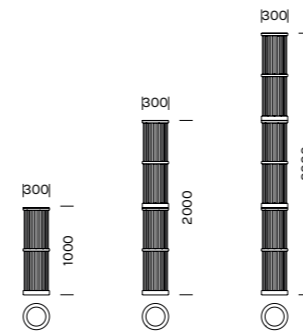
## THIRTIES

Alluminio  
Fascio di luce diffuso

Aluminum  
Light beam: diffused



OR



Thirties è un'originale lampada da terra, dal design retrò, che diffonde una luce calda e piacevole. Il carattere decorativo di Thirties è dato da steli luminosi in plexiglass inseriti in cerchi metallici con finitura in oro ricco. Gli stessi steli sono arricchiti da pallini incisi sulla superficie grazie ad un'innovativa tecnologia laser.

Thirties is an original floor lamp that casts a warm and pleasant light. With its plexiglass stems inserted in metallic circles finished in rich gold, Thirties will add character to any room. The stems are also enriched by small dots engraved on the surface thanks to an innovative laser technology.



# NAKED

Design Marc Sadler


Registered Design



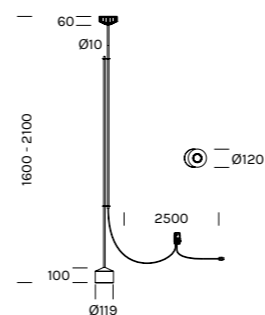
## NAKED

Marmo e inox 316  
Fascio di luce verso l'alto

Marble and stainless steel 316  
Light beam: upward-projected



NA



Naked è una lampada da terra a diffusione verso l'alto dal design minimale e funzionale. La simmetria assiale fra il corpo a LED con il suo dissipatore e la base in marmo nero, entrambi con la stessa sagoma inclinata di 25° e lo stesso diametro, disegna una geometria lineare ed elegante perfettamente integrabile in ogni contesto d'arredo. Il fascio luminoso diretto verso l'alto raggiunge un'ampiezza di 130°.

Naked is a floor lamp with upward beam with a minimal and functional design. The axial symmetry between the LED luminaire with its heat sink and black marble base, both with the same 25° inclined shape and the same diameter, draws a linear and elegant geometry that can be perfectly integrated into any furnishing context. The light beam directed upwards reaches an extent of 130°.

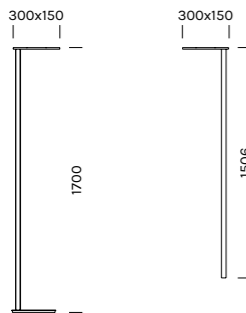




**PLORIT PT**  
Design Massimo Tonetto

Alluminio  
Fascio di luce verso l'alto

Aluminum  
Light beam: upward-projected



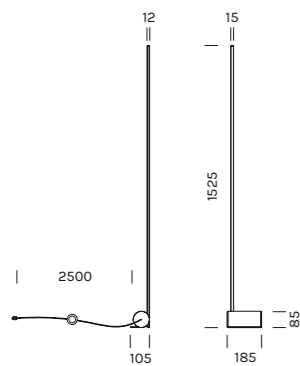


# SLIGHT PT

Design Massimo Tonetto

Alluminio e ferro  
Fascio di luce verso l'alto

Aluminum and iron  
Light beam: upward-projected





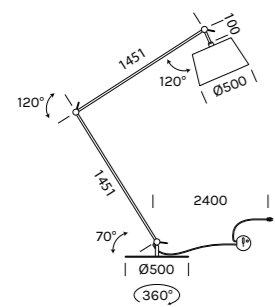
# JOINTED

Design Massimo Broglio



Alluminio, ferro e tessuto  
Fascio di luce diffuso verso il basso

Aluminum, iron and fabric  
Light beam: downward-projected diffused






# TOP

Design Marc Sadler

Registered Design

Ferro  
Fascio di luce verso l'alto

Iron  
Light beam: upward-projected



Lampada da terra purista che crea un fascio luminoso diffuso verso l'alto per un elevato comfort visivo. Top si inserisce con armonia in ogni contesto grazie al design essenziale e minimalista. La base in ferro sostiene la struttura tubolare in alluminio dal diametro di 80 mm, proposta in diverse varianti colore.

A purist floor lamp that creates a diffused upward light beam for maximum visual comfort. Top fits harmoniously into every context thanks to its essential and minimalist design. The iron base supports the tubular aluminium structure with a diameter of 80 mm, available in different colour variants.



# LAMPADE DA BINARIO 48V


TRACK LAMPS 48V



# OVERFLY TRACK 48V

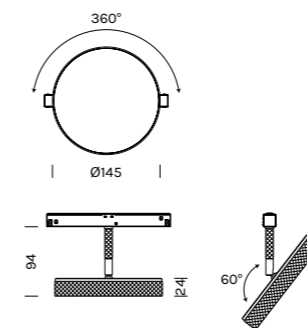

Design Marc Sadler

Registered Design



Alluminio, plexiglass  
Fascio di luce verso il basso

Aluminium, plexiglass  
Light beam: downward-projected



# BEAM MASTER TRACK 48V

Design Marc Sadler

Registered Design




Ø25 richiede binario micro track  
requires micro track



# BEAM MASTER TRACK 48V Ø25







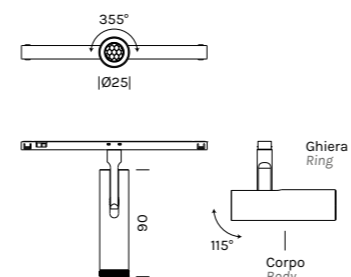
## BEAM MASTER TRACK 48V Ø25

richiede binario micro track  
requires micro track



Alluminio  
Fascio di luce orientabile

Aluminum  
Light beam: adjustable



Beam Master Track 25 è una serie di faretto spot a LED orientabili del diametro di soli 25mm, disponibili in diverse finiture di superficie. Il corpo è ricavato con lavorazione dal pieno, senza ricorrere quindi a stampi o pressofusioni. La lavorazione dal pieno conferisce a questo gioiello di luce un'elevata robustezza e qualità. La bellissima ghiera è impreziosita da incisioni godronate, ed è disponibile in un'ampia gamma di colori.

Beam Master Track 25 is a series of adjustable LED spotlights with a diameter of just 25mm, available in different surface finishes. The body is machined from solid, without resorting to molds or die-castings. The machining from solid gives this jewel of light a high strength and quality. The beautiful ring is embellished with knurled engravings, and is available in a wide range of colors.

### BEAM MASTER TRACK 48V Ø35



### BEAM MASTER TRACK 48V Ø60



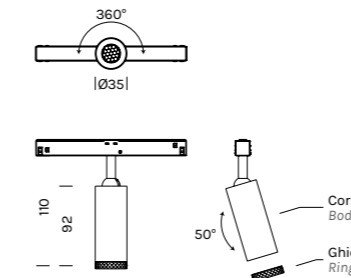

### BEAM MASTER TRACK 48V Ø80



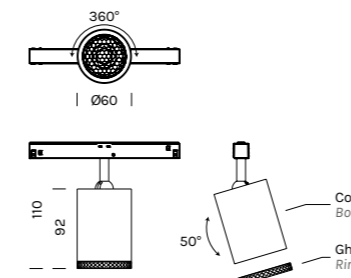
### BEAM MASTER TRACK 48V Ø35 - 60 - 80

Alluminio  
Fascio di luce orientabile

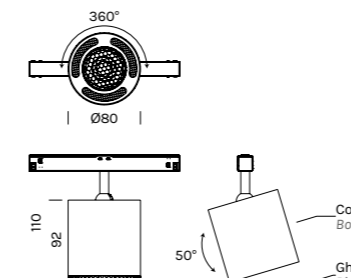
Aluminum  
Light beam: adjustable



BEAM MASTER TRACK 48V Ø35



BEAM MASTER TRACK 48V Ø60



BEAM MASTER TRACK 48V Ø80

Beam Master Track è una serie di faretto spot a LED orientabili disponibili in diverse finiture di superficie. Il corpo è ricavato con lavorazione dal pieno, senza ricorrere quindi a stampi o pressofusioni. La lavorazione dal pieno conferisce alla lampada un'elevata robustezza e qualità. Il faretto può essere ruotato e inclinato, rendendo il fascio di luce orientabile. La bellissima ghiera è impreziosita da incisioni godronate, ed è disponibile in un'ampia gamma di colori.

Beam Master Track is a series of adjustable LED spotlights, available in different surface finishes. The body is machined from solid, without resorting to molds or die-castings. The machining from solid gives to the lamp a high strength and quality. The spotlight can be rotated and tilted, making the light beam adjustable. The beautiful ring is embellished with knurled engravings, and is available in a wide range of colors.

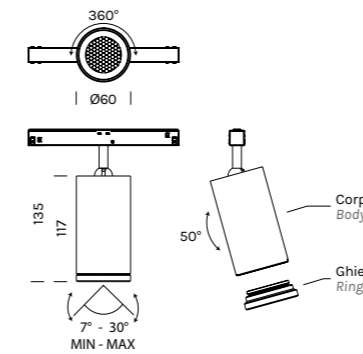


**BEAM MASTER TRACK 48V Ø60 ZUMMY**




Alluminio  
Fascio di luce orientabile

Aluminum  
Light beam: adjustable



Beam Master Track 60 Zummy è un faretto orientabile con fascio di luce regolabile. Ruotando la ghiera è possibile infatti mantenere costante la larghezza del fascio luminoso anche se la lampada è posta a diverse altezze di soffitto. La ghiera è impreziosita da incisioni godronate.


Beam Master Track 60 Zummy is an adjustable spotlight with adjustable light beam. By turning the ring it's possible to keep the width of the light beam constant even if the lamp is placed at different ceiling heights. The ring is enriched with knurled engravings.



## EYE SPOT TRACK 48V

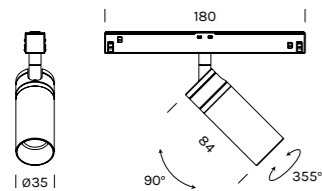

Design Filippo Cannata

Registered Design



Alluminio  
Fascio di luce orientabile

Aluminum  
Light beam: adjustable



Faretto spot a LED orientabile in tutte le direzioni, con fascio idoneo ad illuminare un quadro, un oggetto, un tavolo di un ristorante. Il posizionamento del faretto avviene tramite un sistema a binario con attacco magnetico, per spostarlo nell'ambiente in modo semplice e veloce senza la necessità di qualsiasi strumento o personale specializzato.


Adjustable LED spotlight, projecting a light beam that is ideal for the illumination of a painting, a specific object, or a table at the restaurant. The positioning of the spotlight is carried out through a track system with magnetic coupling in a quick and easy way, without the need for any specific tool or expert staff.





## SHINE SPOT TRACK 48V

Design OLEV Design Lab



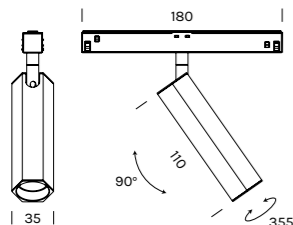
Ottone  
Fascio di luce orientabile

Brass  
Light beam: adjustable




Faretto spot a LED orientabile in tutte le direzioni, con fascio idoneo ad illuminare un quadro, un oggetto, un tavolo di un ristorante. Originale design esagonale, disponibile in numerose finiture. Il posizionamento del faretto avviene tramite un sistema a binario con attacco magnetico, per spostarlo nell'ambiente in modo semplice e veloce senza l'uso di qualsiasi strumento o personale specializzato.

Adjustable LED spotlight, projecting a light beam that is ideal for the illumination of a painting, a specific object, or a table at the restaurant. With its original hexagonal design, Shine Track is available in a wide range of finishes. The positioning of the spotlight is carried out through a track system with magnetic coupling, in a quick and easy way, without the need for any specific tool or expert staff.



# LA PALLINA TRACK 48V

Design OLEV Design Lab

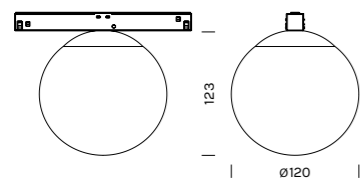


Alluminio e vetro soffiato opalino  
Fascio di luce diffuso

Aluminum and spherical diffuser in opal blown glass  
Light beam: diffused



NO





# BEAM MASTER TRACK 230V

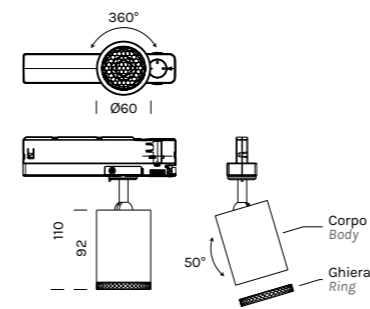
Design Marc Sadler

Registered Design

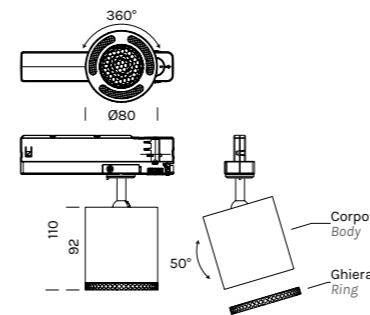


Alluminio  
Fascio di luce orientabile


Aluminum  
Light beam: adjustable



BEAM MASTER TRACK 230V Ø60



BEAM MASTER TRACK 230V Ø80



## OUTDOOR

### LAMPADE DA PARETE

WALL LAMPS



# MARKIL


Design Marc Sadler

Registered Design



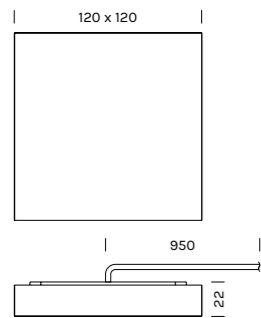
Alluminio  
Fascio di luce verso il basso

Aluminum  
Light beam: downward-projected



Markil è un faretto segnapasso da parete. Il design minimal pulito e le finiture metalliche lo rendono ideale per illuminare il perimetro esterno di un'abitazione. A differenza dei comuni faretti da incasso a parete, Markil può essere fissato sulle comuni scatole elettriche 503 senza la necessità di una controcassa apposita.

Markil is a recessed wall step light. Its minimal square design with metal finishes make it ideal for illuminating the home's perimeter. Markil does not require an outer casing, as it can be mounted directly into the 503 junction boxes.



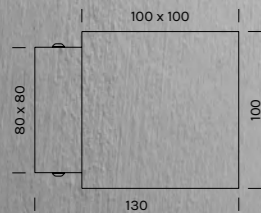


# UP&DOWN


Design OLEV Design Lab

Alluminio  
Fascio di luce verso l'alto e verso il basso

Aluminum  
Light beam: upward and downward-projected







## OUTDOOR

# LAMPADE DA SOFFITTO INCASSO

CEILING LAMPS BUILT-IN

# MINI DOT DOWN LIGHT


Design Filippo Cannata



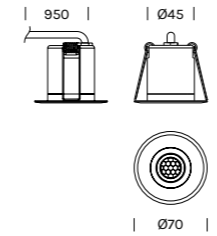
## MINI DOT DOWN LIGHT

Alluminio, inox 316 e vetro  
Fascio di luce verso il basso

Aluminum, stainless steel 316 and glass  
Light beam: downward-projected



Al



Mini Dot Down Light è un faretto da incasso a soffitto connotato da una ghiera minimale ed elegante. Il comfort visivo è assicurato dallo schermo anti-abbagliamento situato all'interno del faretto, che permette di diffondere la luce senza infastidire gli occhi.

Mini Dot Down Light is a recessed ceiling light featuring a minimal and elegant ring. Visual comfort is ensured by the anti-glare screen located inside the spotlight, which allows light to be diffused without bothering the eyes.





# MAXI DOT DOWN LIGHT

Design Marc Sadler


Registered Design



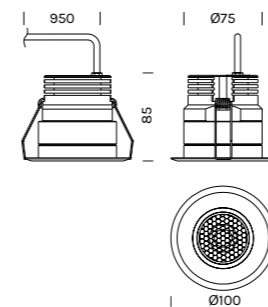
## MAXI DOT DOWN LIGHT


Alluminio, inox 316 e vetro  
Fascio di luce verso il basso

Aluminum, stainless steel 316 and glass  
Light beam: downward-projected



Al





# OUTDOOR

## LAMPADE DA TERRA

FLOOR LAMPS



# CEMENTO

Design Roberto Lanaro e Luca Toniolo



- . **DIFFONDE LUCE E SUONO**
- . **DETTAGLI ELEVATI DELL'AUDIO**
- . **ANCHE A BASSO VOLUME**
- . **DIFFUSIONE DEL SUONO A 360°**

SPREADS LIGHT AND SOUND  
HIGH AUDIO DETAILS EVEN AT LOW VOLUMES  
360° SOUND DIFFUSION

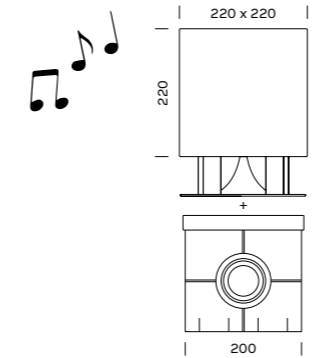




## CEMENTO

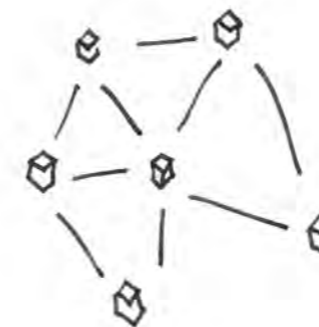
Cemento  
Fascio di luce diffuso verso il basso

Concrete  
Light beam: downward-projected diffused



Lampada da esterno in cemento progettata per diffondere contemporaneamente luce LED e suono.

Concrete outdoor lamp designed to spread LED light and sound simultaneously.



Resistente all'acqua, per collocare Cemento in qualunque zona del tuo giardino. Design in cemento e acciaio, per la massima protezione da danni esterni e urti. Possibilità di configurazione multipla. Potrai installare Cemento sia come dispositivo singolo, o combinando più unità.

Water resistant. You can place Cemento anywhere in your garden. Built from concrete and steel for maximum protection against bumps and exterior damage. Multiple configurations. You can install Cemento both as a single unit, or by connecting more than one lamp.



Dettagli elevati del segnale audio anche a basso volume, per un ascolto vivace che non disturba le conversazioni. Alta qualità in rapporto alle dimensioni contenute del sistema audio. Suono a 360°. Lo speaker diffonde un suono uniforme in ogni direzione, per la massima libertà nella disposizione delle luci senza penalizzare la qualità dell'ascolto.

Crystal clear sound even at a very low volume, so the music won't drown out conversations. Stunning sound quality through a surprisingly compact speaker. 360° listening experience. Cemento sends music in all directions, so you can place the lights anywhere and still get a rich, omnidirectional sound.



## ZOE

Design Lo Studio Mammini Candido

*Registered Design*

- **DESIGN INEDITO**
- **3 ALTEZZE DIVERSE**
- **DIRETTAMENTE APPLICABILE  
NEL TERRENO**

UNIQUE AND REFINED LAMP DESIGN  
3 DIFFERENT HEIGHTS  
DIRECT IN-GROUND INSTALLATION











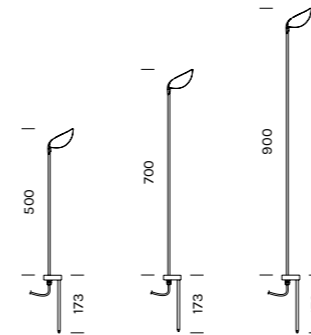
## ZOE

Alluminio  
Fascio di luce verso il basso

Aluminum  
Light beam: downward-projected



BA



Zoe è una lampada a LED ideale per realizzare punti luce suggestivi in giardini, parchi e terrazze. Una sottile asta in alluminio, decorata con un raffinato motivo a foglie, crea un effetto camouflage nella vegetazione. Grazie all'attenta progettazione, l'installazione è facile e veloce e può avvenire direttamente sul terreno o tramite un massetto con viti di fissaggio sulle superfici pavimentate. Zoe può essere utilizzata singolarmente o in composizione.

Zoe is a LED lamp ideal for creating suggestive lighting points in gardens, parks and terraces. A slim aluminum stem, decorated with a refined leaf motif, creates a camouflage effect in the vegetation. Thanks to careful design, installation is quick and easy and can take place directly on the ground or through a screed with fixing screws on paved surfaces. Zoe can be used individually or in a composition.


# GROUNDING

Design Harry Thaler

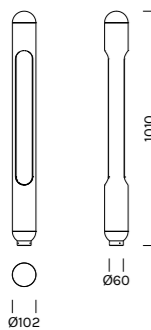


Acciaio inox 316  
Fascio di luce verso il basso

Stainless steel 316  
Light beam: downward-projected




AI AN RU



Lampioncino a LED per esterno in acciaio inox 316 dall'inedita forma rotondeggiante. Grazie al suo corpo saldato e non stampato, offre un'ottima resistenza ad urti, agenti atmosferici e alla corrosione tipica degli ambienti marini.

Grounding is an outdoor lamp made with 316 stainless steel. It comes with an unusual round shape. Thanks to his welded (not molded) body, it offers an excellent resistance to shocks, atmospheric agents and corrosion typical of marine environments.




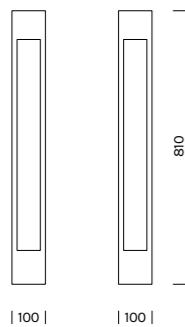



# TORCH

Design OLEV Design Lab

Acciaio inox  
Fascio di luce diffuso verso il basso

Stainless steel  
Light beam: downward-projected diffused







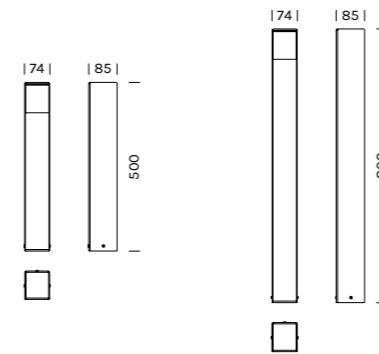





## SPREAD

Acciaio inox  
Fascio di luce verso il basso

Stainless steel  
Light beam: downward-projected




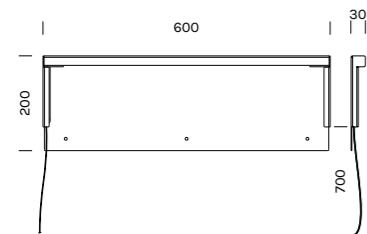



# STEP LINE

Design Diego Chilò

Acciaio inox  
Fascio di luce verso il basso

Stainless steel  
Light beam: downward-projected





**MINI DOT SPOT**

Design Filippo Cannata

Registered Design

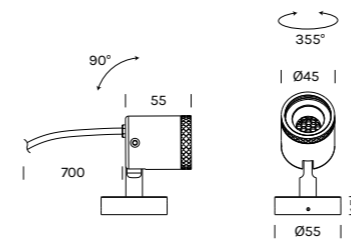





## MINI DOT SPOT

Alluminio e vetro  
Fascio di luce orientabile

Aluminum and glass  
Light beam: adjustable



Mini Dot Spot è un faretto a LED orientabile per installazione outdoor, progettato per la facile installazione in tutti gli ambienti. Dimensioni ridotte e stabilità della fonte luminosa permettono a Mini Dot Spot di soddisfare esigenze illuminotecniche e decorative, assicurando elevati standard di sicurezza.

Mini Dot Spot is an adjustable LED spotlight for outdoor installation, designed to be easily installed in all environments. The small size and stability of the light source allow Mini Dot Spot to meet lighting and decorative requirements, ensuring high safety standards.




## **MAXI DOT SPOT**

Design Filippo Cannata


*Registered Design*

- . FASCIO DI LUCE ORIENTABILE**
- . DIRETTAMENTE APPLICABILE  
NEL TERRENO**
- . ALTISSIMA RESA CROMATICA**

ADJUSTABLE BEAM ANGLE  
DIRECT IN-GROUND INSTALLATION  
HIGH COLOUR RENDERING INDEX



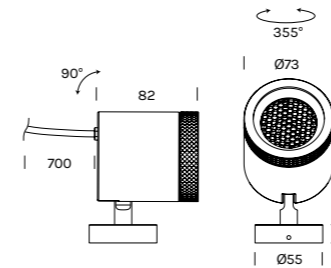





## MAXI DOT SPOT

Alluminio e vetro  
Fascio di luce orientabile

Aluminum and glass  
Light beam: adjustable




Maxi Dot Spot è un faretto a LED orientabile per installazione outdoor, progettato per la facile installazione in tutti gli ambienti.

Maxi Dot Spot is an adjustable LED spotlight for outdoor installation, designed to be easily installed in all environments.







## OUTDOOR

# LAMPADE DA TERRA INCASSO

FLOOR LAMPS BUILT-IN


# MINI DOT UP LIGHT

Design Filippo Cannata

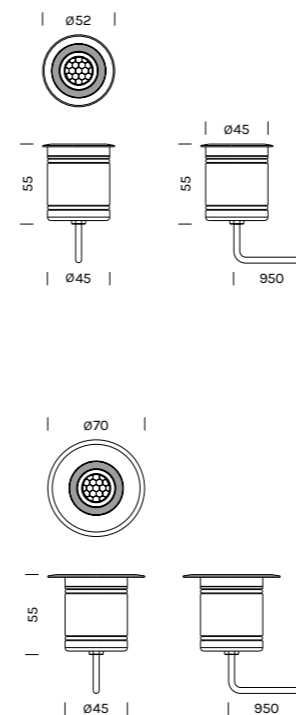
## MINI DOT UP LIGHT

Alluminio, inox 316 e vetro  
Fascio di luce verso l'alto

Aluminum, stainless steel 316 and glass  
Light beam: upward-projected



Al



Mini Dot Up Light è un faretto da incasso a pavimento connotato da una ghiera minimale ed elegante. Il comfort visivo è assicurato dallo schermo anti-abbagliamento situato all'interno del faretto, che permette di diffondere la luce senza infastidire gli occhi.

Mini Dot Up Light is a recessed spotlight featuring a minimal and elegant ring. Visual comfort is ensured by the anti-glare screen located inside the spotlight, which allows light to be diffused without bothering the eyes.





# MINI DOT GLASS UP LIGHT

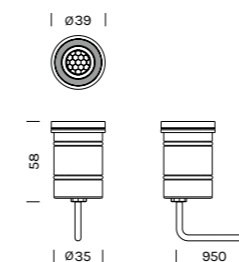

Design Filippo Cannata



## MINI DOT GLASS UP LIGHT

Alluminio e vetro  
Fascio di luce verso l'alto

Aluminum and glass  
Light beam: upward-projected



Mini Dot Glass Up Light è la versione progettata per la facile installazione in qualsiasi pavimento. La struttura a filo vetro, priva di ghiera, rende questo faretto elegante e funzionale, minimizzandone l'impatto visivo.

Mini Dot Glass Up Light is the version designed for easy installation on any floor. The flush, ringless glass structure, makes this spotlight elegant and functional, minimizing its visual impact.





# MAXI DOT UP LIGHT


Design Filippo Cannata



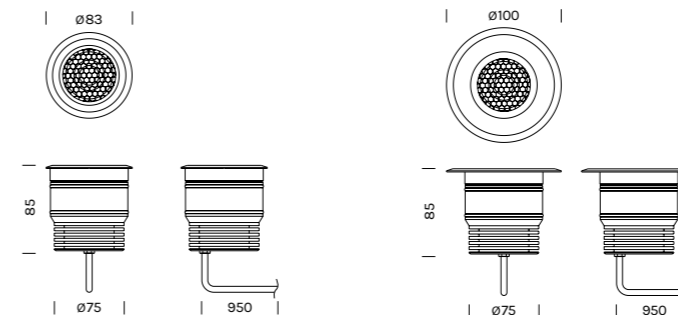
## MAXI DOT UP LIGHT

Alluminio, acciaio inox 316 e vetro  
Fascio di luce verso l'alto

Aluminum, stainless steel 316 and glass  
Light beam: upward-projected




Al



Maxi Dot Up Light è un faretto da incasso connotato da una ghiera minimale ed elegante. Il comfort visivo è assicurato dallo schermo anti-abbagliamento situato all'interno del faretto, che permette di diffondere la luce senza infastidire gli occhi.

Maxi Dot Up Light is a recessed spotlight featuring a minimal and elegant ring. Visual comfort is ensured by the anti-glare screen located inside the spotlight, which allows light to be diffused without bothering the eyes.







**OLEV S.r.l.**  
via del Progresso, 40  
36064 Colceresa (VI)  
ITALY  
T +39 0424 411 403  
info@olevlight.com  
**olevlight.com**

Si ricorda che il documento di riferimento per tutte le dimensioni dettagliate, finiture e dati tecnici è il Listino che viene periodicamente aggiornato.

I disegni, le quote, i materiali ed i colori ivi riportati si intendono a titolo indicativo. Nell'interesse della clientela, OLEV si riserva il diritto di apportare modifiche in ogni momento senza l'obbligo di preavviso. È vietata la riproduzione, anche parziale, di questo documento.

Please note that all detailed dimensions, finishes and technical data can be found in the Price List which is periodically updated.

The drawings, dimensions, materials and colours in this book are for informational purposes only. In the interest of its customers, OLEV reserves the right to make changes at any time without prior warning. Reproduction, even partial, of this book is prohibited.





OLEV

ONLY LED  
ONLY DESIGN

[olevlight.com](http://olevlight.com)