



CATALOGUE

COMPLETE COLLECTION

2022

UPDATED ON 09/09/2022



INDEX

FURNITURE	4	CHAIRS	454
CONSOLES	6	DINING & DESK CHAIRS	468
SIDE TABLES	30	BAR STOOLS	497
COFFEE TABLES	62	CHAISE LONGUE	503
PEDESTAL TABLES	89	SCREENS	506
SIDEBOARDS	99	LIGHTING	511
CUPBOARDS	120	TABLE LAMPS	513
TV UNITS	132	FLOOR LAMPS	558
DINING TABLES	139	CEILING LAMPS	576
CABINETS	159	WALL LAMPS	605
TALL CABINETS	168	PENDANT ORNAMENTS	633
BOOKCASES	184	ACCESSORIES	643
DESKS	198	MIRRORS	645
BEDS	214	VASES, BOXES & TRAYS	682
HEADBOARDS	232	PEDESTALS	698
BEDSIDE TABLES	239	HANDLES	701
CHEST OF DRAWERS	260		
TALLBOYS	273		
DRESSERS & DRESSER CONSOLES	284		
COUNTERS	295		
VANITY UNITS	299		
CLOSETS	313		
UPHOLSTERY	318		
ARMCHAIRS	320		
SOFAS	363		
BENCHES	424		
STOOLS	440		

THE COLLECTION





FURNITURE

2022 CATALOGUE

[BACK TO INDEX](#)

THE COLLECTION

AN
ARTISANAL
EYE FOR
DETAIL
Perfectionists



FURNITURE
CONSOLES

2022 CATALOGUE

[BACK TO INDEX](#)

NEW YORK

CONSOLE



FFU090001AAG

MATERIALS

Top Wood Veneer VN0056 High Gloss Close Pore
Structure Wood Veneer VN0028 Satin Open Pore

DIMENSIONS

1200x370x780 mm

[BACK TO INDEX](#)

PAG > 8

FLORES

CONSOLE



FFU090004AAD

MATERIALS

Top & Bottom Wood Veneer VN0050 High Gloss Close Pore
Structure Polished Stainless Steel MT0008

DIMENSIONS

1340x490x800 mm

[BACK TO INDEX](#)

PAG > 9

CHICAGO

CONSOLE



FFU090003AAA

MATERIALS

Box, Drawers Front & Structure Lacquered Wood LQ0003 High Gloss
Back Inlay Bronze Mirror GM0006

Handles FHD010005AAL (x2): 85x30x45 mm
Polished Stainless Steel MT0008 & Black MOP ST0065

DIMENSIONS

1400x400x800 mm

[BACK TO INDEX](#)

PAG > 10

JASPER

CONSOLE



FFU090008AAC

MATERIALS

Box & Drawer Front Leather LT0271
Structure Polished Stainless Steel MT0008
Drawers Internal Box Suede SU0123

Handles FHD010005AAL (x2): 85x30x45 mm
Polished Stainless Steel MT0008 & Black MOP ST0065

DIMENSIONS

1240x420x800 mm

AMAVI

CONSOLE



FFU090009AAA

MATERIALS

Top Stone ST0005

Structure Polished Stainless Steel MT0008

DIMENSIONS

1500x350x800 mm

[BACK TO INDEX](#)

PAG > 12

SEOUL

CONSOLE



FFU090016AAG

MATERIALS

Top Inlay Bronze Mirror GM0006

Main Wood Veneer VN0081 High Gloss Close Pore

Details Polished Stainless Steel MT0008

DIMENSIONS

1500x350x800 mm

[BACK TO INDEX](#)

PAG > 13

BOLOGNA

CONSOLE



FFU090017AAA

MATERIALS

Top Inlay Black Glass GM0047

Structure Wood Veneer VN0093 High Gloss Close Pore

Base Inlay Stone ST0005

Details Brushed Brass MT0001



DIMENSIONS

1500x490x840 mm

[BACK TO INDEX](#)

PAG > 14

RICHMOND

CONSOLE



FFU090018AAO

MATERIALS

Top Centre Inlay Stone ST0005
Top Wood Veneer VN0093 High Gloss Close Pore
Structure Solid Wood SW0007 Satin Open Pore
Details Brushed Brass MT0028

DIMENSIONS

1400x500x800 mm

[BACK TO INDEX](#)

PAG > 15

RIO

CONSOLE



FFU090019ADF

MATERIALS

Top Inlay Stone ST0005
Top Wood Veneer VN0128 High Gloss Close Pore
Structure Brushed Brass MT0028
Details Wood Veneer VN0028 Satin Open Pore

DIMENSIONS

1330x430x850 mm

[BACK TO INDEX](#)

PAG > 16

DEVILLE

CONSOLE



FFU090011AAM

MATERIALS

Box Lacquered Wood LQ0010 High Gloss
Structure & Details Brushed Brass MT0028
Top & Drawers Front Inlay Leather LT0061
Drawers Internal Box Suede SU0123

Handles FHD010021AAL (x3): 36x25x50 mm
Brushed Brass MT0028

DIMENSIONS


1400x450x800 mm

[BACK TO INDEX](#)

PAG > 17

GARDNER

CONSOLE



FFU090010AAN

MATERIALS

Box Lacquered Wood LQ0010 High Gloss
Structure & Details Brushed Brass MT0028
Drawers Front Inlay Leather LT0061
Drawers Internal Box Suede SU0123

DIMENSIONS

1400x400x900 mm



[BACK TO INDEX](#)

PAG > 18

BRISBANE

CONSOLE



FFU090015ABK

MATERIALS

Box Wood Veneer VN0052 Satin Open Pore
Structure Brushed Brass MT0001
Drawers Front Inlay Leather LT0109
Drawers Internal Box Suede SU0124
Back Inlay Bronze Mirror GM0006

Handles FHD010021AAB (x2): 36x25x50 mm
Brushed Brass MT0001

DIMENSIONS

1400x400x800 mm

BALI

CONSOLE



FFU090014ABF

MATERIALS

Top & Box Wood Veneer VN0169 High Gloss Close Pore
Structure Solid Wood SW0007 Satin Open Pore
Drawer Front Inlay Leather LT0060
Drawer Internal Box Suede SU0121
Details Brushed Brass MT0028

Handle FHD010021AAL (x1):36x25x50 mm
Brushed Brass MT0028

DIMENSIONS


1500x400x780 mm

[BACK TO INDEX](#)

PAG > 20

TRIBUTO

CONSOLE



FFU090012AAA

MATERIALS

Top Wood Veneer VN0038 High Gloss Close Pore
Structure Lacquered Wood LQ0005 High Gloss
Details Polished Stainless Steel MT0008



DIMENSIONS

1500x500x800 mm

[BACK TO INDEX](#)

PAG > 21

CLICQUOT

CONSOLE



FFU090013AAX

MATERIALS

Top, Box & Drawers Front Leather LT0271
Structure Lacquered Wood LQ0003 High Gloss
Details Brushed Brass MT0001
Drawers Internal Box Suede SU0123

Handles FHD010020ABO (3x): 160x23x26mm
Brushed Brass MT0001 & Leather LT0271

DIMENSIONS

1400x400x800 mm

JOHANNESBURG

CONSOLE



FFU090006AAR

MATERIALS

Top Wood Veneer VN0128 High Gloss Close Pore
Structure Brushed Brass MT0001

DIMENSIONS

1200x400x800 mm

[BACK TO INDEX](#)

PAG > 23

DIAMOND

CONSOLE



FFU090007AAA

MATERIALS

Top Stone ST0001

Structure Brushed Brass MT0001

DIMENSIONS

1200x400x780 mm

[BACK TO INDEX](#)

PAG > 24

OKAYAMA

CONSOLE



FFU090020AAF

MATERIALS

Top Stone ST0005
Structure Detail Wood Veneer VN0028 Satin Open Pore
Structure & Shelf Wood Veneer VN0169 High Gloss Close Pore
Base Solid Wood SW0007 Satin Open Pore
Details Brushed Brass MT0028



DIMENSIONS

1340x450x850 mm

[BACK TO INDEX](#)

PAG > 25

GINZA

CONSOLE



FFU090021AAA

MATERIALS

Top & Structure Wood Veneer VN0056 High Gloss Close Pore
Bottom Top Wood Veneer VN0028 Satin Open Pore
Bottom Top Sides & Base Solid Wood SW0007 Satin Open Pore
Details Brushed Brass MT0028

DIMENSIONS

1500x400x850 mm

[BACK TO INDEX](#)

PAG > 26

SONOMA

CONSOLE



FFU090022AAA

MATERIALS

Top & Bottom Wood Veneer VN0169 High Gloss Close Pore
Structure Solid Wood SW0007 Satin Open Pore
Sides Wood Veneer VN0093 High Gloss Close Pore
Base Wood Veneer VN0028 Satin Open Pore
Details Brushed Brass MT0028

DIMENSIONS

1300x400x850 mm

[BACK TO INDEX](#)

PAG > 27

MELBOURNE

CONSOLE



FFU090023AAA

MATERIALS

Top Inlay Stone ST0019
Top Wood Veneer VN0056 High Gloss Close Pore
Structure Solid Wood SW0007 Satin Open Pore
Details Brushed Brass MT0028

DIMENSIONS

1300x400x850 mm

[BACK TO INDEX](#)

PAG > 28

OTSU

NEW
Product

CONSOLE



FFU090024AAA

MATERIALS

Top Stone ST0019
Shelf, Structure & Base Wood Veneer VN0028 Satin Open Pore
Body Solid Wood SW0009 Satin Open Pore
Details Brushed Brass MT0028

DIMENSIONS

1400x400x850 mm

[BACK TO INDEX](#)

PAG > 29



FURNITURE

SIDE TABLES

2022 CATALOGUE

[BACK TO INDEX](#)

SIDE TABLES

TEHRAN

SIDE TABLE



FFU260004AAD

MATERIALS

Top & Bottom Wood Veneer VN0056 High Gloss Close Pore
Structure Brushed Brass MT0028

DIMENSIONS

600x330x550 mm

[BACK TO INDEX](#)

PAG > 32

BENIM

SIDE TABLE



FFU260005AAG

MATERIALS

Top & Bottom Wood Veneer VN0056 High Gloss Close Pore
Structure Brushed Brass MT0028

DIMENSIONS

Ø480x550 mm

[BACK TO INDEX](#)

PAG > 33

HO CHI MINH

SIDE TABLE



FFU260001ABB

MATERIALS

Top & Bottom Wood Veneer VN0128 High Gloss Close Pore
Structure Brushed Brass MT0028

DIMENSIONS

Ø450x550 mm

[BACK TO INDEX](#)

PAG > 34

BENIM II

SIDE TABLE



FFU260012AAO

MATERIALS

Main Lacquered Wood LQ0003 High Gloss

Details Brushed Brass MT0028

DIMENSIONS

Ø480x550 mm

DURBAN IV

SIDE TABLE



FFU260013AAU

MATERIALS

Top Lacquered Wood LQ0003 High Gloss

Details Brushed Brass MT0028

DIMENSIONS

Ø600x550 mm

[BACK TO INDEX](#)

PAG > 36



BARI

SIDE TABLE



FFU260019AAA

MATERIALS

Main Wood Veneer VN0050 High Gloss Close Pore

Top Inlay Bronze Mirror GM0006

Details Brushed Brass MT0001

DIMENSIONS

Ø560x550 mm

[BACK TO INDEX](#)

PAG > 37

LIVORNO

SIDE TABLE



FFU260018AAA

MATERIALS

Top & Bottom Wood Veneer VN0050 High Gloss Close Pore

Sides Leather LT0108

Details Brushed Brass MT0001

DIMENSIONS

Ø550x550 mm

[BACK TO INDEX](#)

PAG > 38

EUGENE

SIDE TABLE



FFU260020AAY

MATERIALS

Top Inlay Black Glass GM0047

Top & Structure Wood Veneer VN0028 Satin Open Pore

Details Brushed Brass MT0028

DIMENSIONS

Ø550x510 mm

[BACK TO INDEX](#)

PAG > 39

BRIGHTON

SIDE TABLE



BIG - FFU260021AAA
SMALL - FFU260022AAA

MATERIALS

FFU260021 (BIG):
Top Stone ST0005, Details Brushed Brass MT0001
Structure Wood Veneer VN0028 Satin Open Pore
Bottom Tray Lacquered Wood LQ0005 High Gloss

FFU260022 (SMALL):
Top Black Glass GM0047, Details Brushed Brass MT0001
Structure Wood Veneer VN0028 Satin Open Pore
Bottom Tray Lacquered Wood LQ0005 High Gloss


DIMENSIONS

Ø420x565 mm

Ø420x525 mm

PRAGUE

SIDE TABLE



FFU260025AAA

MATERIALS

Top Inlay Stone ST0005

Top Detail Wood Veneer VN0028 Satin Open Pore

Structure Brushed Brass MT0028

DIMENSIONS

Ø500x550 mm

[BACK TO INDEX](#)

PAG > 41

ARENDAL

SIDE TABLE



BIG - FFU260027AAA
SMALL - FFU260026AAA

MATERIALS

FFU260027 (BIG):
Structure Brushed Brass MT0028
Top Detail Wood Veneer VN0028 Satin Open Pore
Top Inlay Stone ST0005, Base Centre Detail Stone ST0056

FFU260026 (SMALL):
Structure Brushed Brass MT0028
Top Detail Wood Veneer VN0028 Satin Open Pore
Top Inlay Stone ST0056, Base Centre Detail Stone ST0005

DIMENSIONS

520x500x500 mm

370x350x440 mm

DURBAN I

SIDE TABLE



FFU260007AAJ

MATERIALS

Top & Structure Lacquered Wood LQ0002 High Gloss

Top Inlay Bronze Mirror GM0006

DIMENSIONS

Ø600x550 mm

[BACK TO INDEX](#)

PAG > 43

NAGOYA

SIDE TABLE



FFU260023ABL

MATERIALS

Main Wood Veneer VN0081 High Gloss Close Pore
Details Brushed Brass MT0001

DIMENSIONS

Ø550x530 mm

[BACK TO INDEX](#)

PAG > 44

CABOCHON

SIDE TABLE



FFU260014AAH

MATERIALS

Tops Stone ST0001

Structure Brushed Brass MT0028

DIMENSIONS

600x550x570 mm

[BACK TO INDEX](#)

PAG > 45

CLEEF

SIDE TABLE



FFU260015AAJ

MATERIALS

Main Leather LT0061

Details Brushed Brass MT0028

DIMENSIONS


600x330x550 mm

[BACK TO INDEX](#)

PAG > 46

PERTH

SIDE TABLE



FFU260017AAP

MATERIALS

Top, Bottom & Structure Inlay Leather LT0060
Structure & Details Brushed Brass MT0028

DIMENSIONS

500x500x550 mm

[BACK TO INDEX](#)

PAG > 47

GROUS

SIDE TABLE



FFU260016ACL

MATERIALS

Large Top Section Lacquered Wood LQ0021 High Gloss

Small Top Section Leather LT0271

Structure Brushed Brass MT0001

DIMENSIONS

450x285x545 mm

[BACK TO INDEX](#)

PAG > 48

SEATTLE

SIDE TABLE



BIG - FFU260028AAA
SMALL - FFU260030AAA

MATERIALS

FFU260028AAA (BIG):
Top & Base Wood Veneer VN0056 High Gloss Close Pore in Sunburst
Pattern, Structure Detail Stone ST0019, Structure, Details & Knurl
Brushed Brass MT0028

FFU260030AAA (SMALL):
Top Wood Veneer VN0056 High Gloss Close Pore in Sunburst Pattern,
Structure & Knurl Brushed Brass MT0028, Base Stone ST0019



DIMENSIONS

Ø450x520 mm

Ø350x430 mm

TARTU

SIDE TABLE



BIG - FFU260029AAE
SMALL - FFU260029AAB

MATERIALS

Top Stone ST0019
Bottom Top Detail Lacquered Wood LQ0003 High Gloss
Structure Brushed Brass MT0028

DIMENSIONS

550x550x550 mm

400x400x450 mm

BERLIN

SIDE TABLE



BIG - FFU260031AAQ
SMALL - FFU260032AAR

MATERIALS

Top Stone ST0019
Structure Wood Veneer VN0056 High Gloss Close Pore
Bottom Top, Base & Details Wood Veneer VN0028 Satin Open Pore
Details Brushed Brass MT0028

DIMENSIONS

Ø450x520 mm

Ø350x455 mm

ÁVILA

SIDE TABLE



FFU260035AAA

MATERIALS

Top Wood Veneer VN0056 High Gloss Close Pore in Reverse Diamond Pattern

Middle Top Detail Lacquered Wood LQ0106 High Gloss

Bottom Top & Base Wood Veneer VN0028 Satin Open Pore

Structure Wood Veneer VN0056 High Gloss Close Pore

Details Brushed Brass MT0028

Base Stone ST0019

DIMENSIONS

Ø400x510 mm

[BACK TO INDEX](#)

PAG > 52

NAGANO

SIDE TABLE



FFU260033AAA

MATERIALS

Top Solid Wood SW0009 Satin Open Pore
Top Inlay Stone ST0019
Structure Brushed Brass MT0028
Base Wood Veneer VN0162 Satin Open Pore
Base Top Detail Solid Wood SW0007 Satin Open Pore
Base Bottom Detail Wood Veneer VN0028 Satin Open Pore

DIMENSIONS

500x500x510 mm

[BACK TO INDEX](#)

PAG > 53

CADIZ

SIDE TABLE



BIG - FFU260034AAS

SMALL - FFU260036AAD

MATERIALS

FFU260034AAS (BIG):

Top Stone ST0019, Structure Detail Leather LT0271, Structure & Base Wood Veneer VN0052 High Gloss Close Pore, Details Brushed Brass MT0028

FFU260036AAD (SMALL):

Top Wood Veneer VN0052 High Gloss Close Pore in Sunburst Pattern, Structure Detail Leather LT0271, Structure & Base Wood Veneer VN0052 High Gloss Close Pore, Base Stone ST0019, Details Brushed Brass MT0028

DIMENSIONS

Ø450x550 mm

Ø350x450 mm

HAMPTONS

SIDE TABLE



BIG - FFU260037AAE
SMALL - FFU260038AAE

MATERIALS

Top Inlay Bronze Mirror GM0006
Top & Body Lacquered Wood LQ0002 High Gloss
Bottom Top & Body Top Wood Veneer VN0028 Satin Open Pore
Structure & Base Wood Veneer VN0056 High Gloss Close Pore
Details Brushed Brass MT0028

DIMENSIONS

Ø450x500 mm

Ø350x425 mm

CEUTA

SIDE TABLE



BIG - FFU260039AAA
SMALL - FFU260040AAA

MATERIALS

Top Stone ST0019
Bottom Top Wood Veneer VN0028 Satin Open Pore
Structure Wood Veneer VN0162 Satin Open Pore
Base Solid Wood SW0007 Satin Open Pore
Details Brushed Brass MT0028

DIMENSIONS

460x410x520 mm

290x290x430 mm

[BACK TO INDEX](#)

PAG > 56

ANTWERP NEW *Product*

SIDE TABLE



BIG - FFU260041AAB
SMALL - FFU260042AAB

MATERIALS

FFU260041AAB (BIG):
Top Stone ST0019, Bottom Top, Base & Body Top Wood Veneer
VN0028 Satin Open Pore, Structure Solid Wood SW0007 Satin
Open Pore, Body Top & Bottom, Detail Wood Veneer VN0128 High
Gloss Close Pore, Body Lacquered Wood LQ0009 High Gloss, Details
Brushed Brass MT0028

FFU260042AAB (SMALL):
Top Stone ST0019, Bottom Top, Base & Body Top Wood Veneer
VN0028 Satin Open Pore, Structure Solid Wood SW0007 Satin Open
Pore, Body Lacquered Wood LQ0009 High Gloss, Details Brushed
Brass MT0028

DIMENSIONS

460x460x520 mm

380x380x460 mm

KEY WEST NEW *Product*

SIDE TABLE



FFU260043AAA

MATERIALS

Top Stone ST0056
Bottom Top & Base Detail Wood Veneer VN0028 Satin Open Pore
Structure Wood Veneer VN0056 High Gloss Close Pore
Details Brushed Brass MT0028

DIMENSIONS

500x500x500 mm

[BACK TO INDEX](#)

PAG > 58

HAVANA NEW *Product*

SIDE TABLE



BIG - FFU260044AAA
SMALL - FFU260045AAA

MATERIALS

FFU260044AAA (BIG):
Top Stone ST0019, Body Lacquered Wood LQ0009 High Gloss,
Structure Solid Wood SW0007 Satin Open Pore, Base Wood Veneer
VN0028 Satin Open Pore, Details & Knurl Brushed Brass MT0028

FFU260045AAA (SMALL):
Top Bronze Mirror GM0006, Body Lacquered Wood LQ0009 High
Gloss, Structure Solid Wood SW0007 Satin Open Pore, Base Wood
Veneer VN0028 Satin Open Pore, Details & Knurl Brushed Brass
MT0028

DIMENSIONS

350x350x550 mm

400x400x450 mm

CALGARY

NEW
Product

SIDE TABLE



BIG - FFU260046AAA
SMALL - FFU260047AAA

MATERIALS

FFU260046AAA (BIG):
Top Inlay Stone ST0019, Top & Base Detail Wood Veneer VN0028 Satin Open Pore, Top, Structure & Base Wood Veneer VN0169 High Gloss Close Pore, Structure Bottom Detail Leather LT0285, Details Brushed Brass MT0028

FFU260047AAA (SMALL):
Top Inlay Bronze Mirror GM0006, Top & Base Detail Wood Veneer VN0028 Satin Open Pore, Top, Structure & Base Wood Veneer VN0169 High Gloss Close Pore, Structure Bottom Detail Leather LT0285, Details Brushed Brass MT0028

DIMENSIONS

450x450x500 mm

350x350x430 mm

OLYMPIA NEW *Product*

SIDE TABLE



BIG - FFU260048AAA
SMALL - FFU260049AAA

MATERIALS

Top Inlay Stone ST0019
Top & Base Wood Veneer VN0172 Satin Open Pore
Structure Lacquered Wood LQ0009 High Gloss
Body Solid Wood SW0020 Satin Open Pore
Bottom Base Wood Veneer VN0028 Satin Open Pore
Details Brushed Brass MT0028

DIMENSIONS

450x450x500 mm

350x350x430 mm



FURNITURE

COFFEE TABLES

2022 CATALOGUE

[BACK TO INDEX](#)

MEMPHIS

COFFEE TABLE



BIG - FFU080015AAA
SMALL - FFU080016AAA

MATERIALS

FFU080015 (BIG):
Top Centre Inlay Black Glass GM0047, Top Wood Veneer VN0050 High Gloss Close Pore, Structure Wood Veneer VN0028 Satin Open Pore, Bottom Tray Lacquered Wood LQ0005 High Gloss, Details Brushed Brass MT0001

FFU080016 (SMALL):
Top Inlay Stone ST0005, Structure Wood Veneer VN0028 Satin Open Pore, Bottom Tray Lacquered Wood LQ0005 High Gloss, Details Brushed Brass MT0001

DIMENSIONS

Ø900x390 mm

Ø450x425 mm



BENIM

COFFEE TABLE



FFU080004AAB

MATERIALS

Top & Bottom Wood Veneer VN0011 High Gloss Close Pore
Structure Brushed Brass MT0028

DIMENSIONS

Ø1100x410 mm

[BACK TO INDEX](#)

PAG > 65

SIDNEY

COFFEE TABLE



BIG - FFU080003AAC
SMALL - FFU080009AAC

MATERIALS

FFU080003AAC (BIG):
Structure Solid Wood SW0007 Satin Open Pore
Top Wood Veneer VN0050 High Gloss Close Pore

FFU080009AAC (SMALL):
Structure Solid Wood SW0007 Satin Open Pore
Top Inlay Bronze Mirror GM0006

DIMENSIONS

1200x440x450 mm

850x390x355 mm

[BACK TO INDEX](#)

PAG > 66

SOUL

COFFEE TABLE



FFU080010ABF

MATERIALS

Top Inlay Stone ST0019
Bottom Inlay Bronze Mirror GM0006
Structure Brushed Brass MT0028

DIMENSIONS

Ø1230x400 mm

[BACK TO INDEX](#)

PAG > 67

LIVORNO

COFFEE TABLE



FFU080017AAA

MATERIALS

Top & Bottom Wood Veneer VN0052 High Gloss Close Pore
Sides Wood Veneer VN0093 High Gloss Close Pore
Details Brushed Brass MT0028

DIMENSIONS

Ø1200x400 mm



[BACK TO INDEX](#)

PAG > 68

JOHANNESBURG

COFFEE TABLE



FFU080002AAJ

MATERIALS

Top Wood Veneer VN0050 High Gloss Close Pore
Structure Brushed Brass MT0028

DIMENSIONS

1500x700x400 mm

HAMBURG M

COFFEE TABLE



FFU080014AAA

MATERIALS

Structure Lacquered Wood LQ0005 High Gloss
Top Inlay Wood Veneer VN0050 High Gloss Close Pore
Bottom Inlay Bronze Mirror GM0006
Details Brushed Brass MT0001

DIMENSIONS


600x600x410 mm

[BACK TO INDEX](#)

PAG > 70

BAROSSA

COFFEE TABLE



FFU080011ABF

MATERIALS

Top Wood Veneer VN0169 Satin Open Pore
Structure Brushed Brass MT0028

DIMENSIONS


1200x1200x400 mm

[BACK TO INDEX](#)

PAG > 71

BRISBANE

COFFEE TABLE



FFU080012ABO

MATERIALS

Top Wood Veneer VN0050 High Gloss Close Pore
Structure Brushed Brass MT0028

DIMENSIONS


1200x1200x400 mm

[BACK TO INDEX](#)

PAG > 72

SALDANHA

COFFEE TABLE



FFU080006AAA

MATERIALS

Main Lacquered Wood LQ0002 High Gloss
Tray Inlay Bronze Mirror GM0006

DIMENSIONS

1500x850x400 mm

[BACK TO INDEX](#)

PAG > 73

NEVADA

COFFEE TABLE



FFU080007AAG

MATERIALS

Main Lacquered Wood LQ0003 High Gloss

Top Inlay Leather LT0271

Drawers Bottom Suede SU0123

Handles FHD010005AAL (x2): 850x30x45 mm

Polished Stainless Steel MT0008 & Black MOP ST0065

DIMENSIONS

1200x1200x400 mm

[BACK TO INDEX](#)

PAG > 74

GRANADA

COFFEE TABLE



FFU080013AAN

MATERIALS

Box Bronze Mirror GM0006

Details Brushed Brass MT0028

Base Lacquered Wood LQ0005 High Gloss

DIMENSIONS

800x800x550 mm

[BACK TO INDEX](#)

PAG > 75

ATLANTA

COFFEE TABLE



FFU080019AAR

MATERIALS

Top Wood Veneer VN0169 High Gloss Close Pore
Sides Wood Veneer VN0093 High Gloss Close Pore
Top Inlay Stone ST0005
Details Brushed Brass MT0028

DIMENSIONS

Ø1200x410 mm

[BACK TO INDEX](#)

PAG > 76

AARHUS

COFFEE TABLE



FFU080020AAA

MATERIALS

Main Wood Veneer VN0028 Satin Open Pore
Upper Top Inlay Stone ST0019
Lower Top Inlay Bronze Mirror GM0006
Structure & Details Brushed Brass MT0028

DIMENSIONS

1300x1000x405 mm

[BACK TO INDEX](#)

PAG > 77

MAINE

COFFEE TABLE





TABLE - FFU080021AAA
STOOL - FUP240009AAA

MATERIALS

Main Wood Veneer VN0056 High Gloss Close Pore
Centre Detail Wood Veneer VN0028 Satin Open Pore
Seat Fabric FB2282
Details Brushed Brass MT0028

(Not Sold Separately)

DIMENSIONS

1100x1100x410 mm

Ø980x280 mm

RECIFE

COFFEE TABLE



TABLE - FFU080022AAA
STOOL - FUP240010AAA

MATERIALS

Top Wood Veneer VN0056 High Gloss Close Pore
Seat Fabric FB2277
Sides Velvet VL0280
Structure Brushed Brass MT0028

(Not Sold Separately)

DIMENSIONS

1098x570x400 mm

Ø1020x340 mm

[BACK TO INDEX](#)

PAG > 79

TARTU

COFFEE TABLE



FFU080023AAA

MATERIALS

Top Stone ST0019
Bottom Top Detail Lacquered Wood LQ0003 Satin
Structure Brushed Brass MT0028

DIMENSIONS

1200x1200x400 mm

[BACK TO INDEX](#)

PAG > 80

PRAGUE

COFFEE TABLE



FFU080018AAD

MATERIALS

Top Inlay Stone ST0019

Top Wood Veneer VN0028 Satin Open Pore

Structure Brushed Brass MT0028

DIMENSIONS

Ø1200x400 mm

[BACK TO INDEX](#)

PAG > 81

HAMBURG L

COFFEE TABLE



FFU080030AAC

MATERIALS

Structure Solid Wood SW0007 Satin Open Pore
Top & Base Wood Veneer VN0028 Satin Open Pore
Top Inlay Wood Veneer VN0056 High Gloss Close Pore
Bottom Inlay Bronze Mirror GM0006
Base & Details Brushed Brass MT0028

DIMENSIONS


1500x1500x410 mm

[BACK TO INDEX](#)

PAG > 82

SEATTLE

COFFEE TABLE



FFU080027AAA

MATERIALS

Small Top Wood Veneer VN0056 High Gloss in Sunburst Pattern
Big & Medium Tops Wood Veneer VN0056 High Gloss Close Pore
Big Top Inlay Bronze Mirror GM0006
Small Base Stone ST0019
Medium Base Wood Veneer VN0056 High Gloss in Sunburst Pattern
Big Base Wood Veneer VN0056 High Gloss Close Pore
Structure, Knurl & Details Brushed Brass MT0028

(Not Sold Separately)

DIMENSIONS

1320x1185x400 mm

[BACK TO INDEX](#)

PAG > 83

CEUTA

COFFEE TABLE



FFU080028AAA

MATERIALS

Top Stone ST0019
Bottom Top Wood Veneer VN0028 Satin Open Pore
Structure Wood Veneer VN0162 Satin Open Pore
Base Solid Wood SW0007 Satin Open Pore
Details Brushed Brass MT0028

DIMENSIONS

1200x740x400 mm

ANTWERP

COFFEE TABLE



FFU080029AAA

MATERIALS

Top Stone ST0019
Bottom Top & Base Wood Veneer VN0162 Satin Open Pore
Structure Painted Iron MT0020
Base Detail Brushed Brass MT0028

(Not Sold Separately)

DIMENSIONS

1350x1350x395 mm

[BACK TO INDEX](#)

PAG > 85

CADIZ

COFFEE TABLE



BIG - FFU080031AAE
SMALL - FFU080033AAE

MATERIALS

FFU080031AAE (BIG):
Top Wood Veneer VN0052 High Gloss Close Pore in Sunburst Pattern,
Structure Detail Leather LT0271, Structure & Base Wood Veneer VN0052
High Gloss Close Pore, Base Stone ST0019, Details Brushed Brass
MT0028

FFU080033AAE (SMALL):
Top Stone ST0019, Structure Detail Leather LT0271, Structure & Base
Wood Veneer VN0052 High Gloss Close Pore, Details Brushed Brass
MT0028

DIMENSIONS

Ø900x400 mm

Ø450x350 mm

PAROS

COFFEE TABLE



BIG - FFU080034AAG

SMALL - FFU080035AAF

MATERIALS

FFU080034AAG (BIG):

Top & Base Wood Veneer VN0056 High Gloss Close Pore, Top Inlay Bronze Mirror GM0006, Structure Painted Iron MT0020, Details Brushed Brass MT0028

FFU080035AAF (SMALL):

Top Stone ST0019, Bottom Top & Base Wood Veneer VN0056 High Gloss Close Pore, Structure Painted Iron MT0020, Details Brushed Brass MT0028

DIMENSIONS

Ø900x400 mm

Ø600x335 mm



CHARLESTON NEW *Product*

COFFEE TABLE



FFU080036AAA

MATERIALS

Top Detail Stone ST0019
Top Wood Veneer VN0169 High Gloss Close Pore with Geometric Pattern
Structure Solid Wood SW0007 Satin Open Pore
Details Brushed Brass MT0028

966x876x410 mm

[BACK TO INDEX](#)

PAG > 88



FURNITURE

PEDESTAL TABLES

[2022 PRICE LIST](#)

[BACK TO INDEX](#)

PEDESTAL TABLES

TREVISO

PEDESTAL TABLE



FFU670002AAA

MATERIALS

Top & Structure Detail Wood Veneer VN0115 High Gloss Close Pore
Bottom Top & Structure Wood Veneer VN0028 Satin Open Pore
Details Brushed Brass MT0028

DIMENSIONS

Ø1100x760 mm

[BACK TO INDEX](#)

PAG > 91

SENDAI

PEDESTAL TABLE



FFU670003AAA

MATERIALS

Top & Sides Wood Veneer VN0052 High Gloss Close Pore

Bottom Inlay Stone ST0005

Base Wood Veneer VN0028 Satin Open Pore

Details Brushed Brass MT0028



Ø1100x760 mm

[BACK TO INDEX](#)

PAG > 92

RAIPUR

PEDESTAL TABLE



FFU670004AAB

MATERIALS

Top & Base Wood Veneer VN0169 High Gloss Close Pore
Top Detail Wood Veneer VN0028 Satin Open Pore
Structure Lacquered Wood LQ0005 High Gloss
Top Inlay Stone ST0005
Details Brushed Brass MT0028

DIMENSIONS

Ø1100x760 mm

[BACK TO INDEX](#)

PAG > 93

PINOT II

PEDESTAL TABLE



FFU670005AAA

MATERIALS

Top Stone ST0005

Base Lacquered Wood LQ0005 High Gloss

Details Brushed Brass MT0001

Ø1100x760 mm

[BACK TO INDEX](#)

PAG > 94

BERGAMO

PEDESTAL TABLE



FFU670006AAA

MATERIALS

Top Inlay Stone ST0019

Structure Lacquered Wood LQ0038 High Gloss

Details Polished Stainless Steel MT0008

DIMENSIONS

900x900x755 mm

[BACK TO INDEX](#)

PAG > 95

CADIZ

PEDESTAL TABLE



FFU670007AAB

MATERIALS

Top Wood Veneer VN0052 High Gloss Close Pore in Sunburst Pattern
Bottom Top Detail Wood Veneer VN0028 Satin Open Pore
Structure Detail Leather LT0271
Structure & Base Wood Veneer VN0052 High Gloss Close Pore
Base Stone ST0019
Details Brushed Brass MT0028

Ø1100x760 mm

[BACK TO INDEX](#)

PAG > 96

HAMPTONS

PEDESTAL TABLE



FFU670010AAB

MATERIALS

Top Inlay Stone ST0089
Top & Body Lacquered Wood LQ0002 High Gloss
Bottom Top & Body Top Wood Veneer VN0028 Satin Open Pore
Structure Solid Wood SW0011 High Gloss Close Pore
Base Wood Veneer VN0056 High Gloss Close Pore
Details Brushed Brass MT0028

Ø1100x760 mm

[BACK TO INDEX](#)

PAG > 97

PASADENA NEW *Product*

PEDESTAL TABLE



FFU670011AAA

MATERIALS

Top Bronze Mirror GM0006
Top Detail Solid Wood SW0007 Satin Open Pore
Structure Lacquered Wood LQ0002 High Gloss
Body Wood Veneer VN0162 Satin Open Pore
Bottom Top & Base Wood Veneer VN0028 Satin Open Pore
Details Brushed Brass MT0028

1100x1100x760 mm

[BACK TO INDEX](#)

PAG > 98



FURNITURE
SIDEBOARDS

2022 CATALOGUE

[BACK TO INDEX](#)

SIDEBOARDS & CUPBOARDS

SIENA

SIDEBOARD



FFU280011ACL

MATERIALS

Box Wood Veneer VN0169 High Gloss Close Pore, Doors & Drawers
Front Wood Veneer VN0169 High Gloss Close Pore in Chevron
Pattern, Top Wood Veneer VN0028 Satin Open Pore, Drawers Internal
Box Wood Veneer VN0169 High Gloss Close Pore, Base Solid Wood
SW0007 Satin Open Pore, Details Brushed Brass MT0028

Handles FHD010023AAB (x4): 15x30x600 mm
Brushed Brass MT0028
Handles FHD010028AAB (x4): 35x30x115 mm
Brushed Brass MT0028




DIMENSIONS

2200x500x900 mm

BILBAO

SIDEBOARD



FFU280012AAA

MATERIALS

Box, Doors & Structure Wood Veneer VN0050 High Gloss Close Pore
Details Brushed Brass MT0001

Handles FHD010025AAA (x2): 200x200x15 mm
Brushed Brass MT0001



DIMENSIONS

2200x500x900 mm

[BACK TO INDEX](#)

PAG > 102

CAPRICE

SIDEBOARD



FFU280008AAC

MATERIALS

Box & Base Lacquered Wood LQ0002 High Gloss

Doors Front Inlay Leather LT0060

Structure & Details Brushed Brass MT0028

DIMENSIONS


1700x500x900 mm

[BACK TO INDEX](#)

PAG > 103

PIÉMONT


SIDEBOARD



FFU280009AAT

MATERIALS

Box Lacquered Wood LQ0002 High Gloss
Doors Front Inlay Leather LT0060
Structure & Details Brushed Brass MT0001



DIMENSIONS

1780x500x855 mm

[BACK TO INDEX](#)

PAG > 104

ASCOT

SIDEBOARD



FFU280007AAA

MATERIALS

Box Lacquered Wood LQ0002 High Gloss

Doors Front Inlay Leather LT0060

Structure & Details Brushed Brass MT0001

DIMENSIONS

1700x500x900 mm

SIRMIONE

SIDEBOARD



FFU280014AAA

MATERIALS

Box & Doors Front Wood Veneer VN0056 High Gloss Close Pore

Details Brushed Brass MT0028

Structure Solid Wood SW0007 Satin Open Pore



DIMENSIONS

2400x500x900 mm

[BACK TO INDEX](#)

PAG > 106

NAJA II

SIDEBOARD



FFU280018AAB

MATERIALS

Box, Doors & Drawers Lacquered Wood LQ0002 High Gloss
Structure & Details Brushed Brass MT0001
Doors Front Inlay Leather LT0046
Drawers Internal Box Suede SU0122

Handles FHD010015AAA (x4): 120x25x45 mm
Brushed Brass MT0001

DIMENSIONS

1780x500x855 mm

NAJA

SIDEBOARD



FFU280004AAA

MATERIALS

Box & Doors Lacquered Wood LQ0002 High Gloss
Structure & Details Brushed Brass MT0001
Doors Front Inlay Leather LT0046

Handles FHD010026AAA (x2): 180x25x160 mm
Brushed Brass MT0001



DIMENSIONS

1780x500x855 mm

VERONA

SIDEBOARD



FFU280013AAA

MATERIALS

Main Wood Veneer VN0056 High Gloss Close Pore

Doors Front Inlay Bronze Mirror GM0006

Details Brushed Brass MT0001



DIMENSIONS

1900x500x900 mm

[BACK TO INDEX](#)

PAG > 109

SEVILLE

SIDEBOARD



FFU280015AAA

MATERIALS

Main Wood Veneer VN0056 High Gloss Close Pore

Details Polished Stainless Steel MT0008

Doors Centre Inlay White MOP ST0066



DIMENSIONS

2200x500x900 mm

[BACK TO INDEX](#)

PAG > 110

DIDOT

SIDEBOARD



FFU280010AAA

MATERIALS

Box & Base Lacquered Wood LQ0002 High Gloss

Doors Front Inlay Leather LT0060

Structure & Details Brushed Brass MT0001



DIMENSIONS


1700x500x900 mm

[BACK TO INDEX](#)

PAG > 111

OTTAWA

SIDEBOARD



FFU280017AAZ

MATERIALS

Top, Box & Doors Front Wood Veneer VN0128 High Gloss Close Pore
Structure & Details Brushed Brass MT0028

DIMENSIONS

2040x500x850 mm

SANTORINI

SIDEBOARD



FFU280019AAA

MATERIALS

Top & Base Wood Veneer VN0028 Satin Open Pore
Box Wood Veneer VN0052 High Gloss Close Pore
Doors Wood Veneer VN0052 High Gloss in Chevron Pattern
Details Brushed Brass MT0028
Structure Solid Wood SW0007 Satin Open Pore

Handles FHD010037AAA (x2): 15x38x350 mm
Brushed Brass MT0028 & Solid Wood SW0007 Satin Open Pore



DIMENSIONS

2220x520x900 mm

[BACK TO INDEX](#)

PAG > 113

MYKONOS

SIDEBOARD



FFU280021AAK

MATERIALS

Box Wood Veneer VN0162 Satin Open Pore
Detail Wood Veneer VN0028 Satin Open Pore
Doors Front Inlay Leather LT0299
Structure Solid Wood SW0007 Satin Open Pore
Details Brushed Brass MT0028

Handles FHD010038AAA (x2): 20x40x340 mm
Solid Wood SW0007 Satin Open Pore & Knurl Brushed Brass MT0028



DIMENSIONS

2200x500x850 mm

[BACK TO INDEX](#)

PAG > 114

SALAMANCA

SIDEBOARD



FFU280020AAA

MATERIALS

Top Stone ST0054
Bottom Top & Base Wood Veneer VN0028 Satin Open Pore
Box & Doors Front Wood Veneer VN0056 High Gloss Close Pore
Details Brushed Brass MT0028

Handles FHD010039AAA (x2): 15x38x570 mm
Solid Wood SW0007 Satin Open Pore & Brushed Brass MT0028

DIMENSIONS

1700x500x900 mm

[BACK TO INDEX](#)

PAG > 115

TAIPEI

SIDEBOARD



FFU280024AAA

MATERIALS

Top, Doors Centre Inlay & Base Wood Veneer VN0028 Satin Open Pore
Box, Doors & Interior Shelves Wood Veneer VN0162 Satin Open Pore
Doors Front Detail Solid Wood SW0009 Satin Open Pore
Box Middle Front Detail, Shelves Front Detail & Structure Solid Wood
SW0007 Satin Open Pore
Details Brushed Brass MT0028



DIMENSIONS

2210x500x900 mm

[BACK TO INDEX](#)

PAG > 116

MUMBAI

SIDEBOARD



FFU280023AAA

MATERIALS

Top, Box, Doors & Drawers Front Wood Veneer VN0169 High Gloss Close Pore
Bottom Top, Base & Middle Detail Wood Veneer VN0028 Satin Open Pore
Structure Solid Wood SW0007 Satin Open Pore
Details Brushed Brass MT0028

DIMENSIONS

2200x500x900 mm

[BACK TO INDEX](#)

PAG > 117

CREMONA NEW *Product*


SIDEBOARD



FFU280025AAA

MATERIALS

Top, Box & Side Doors Wood Veneer VN0172 Satin Open Pore
Drawers & Central Doors Front Solid Wood SW0020 Satin Open Pore
Drawer Grid Suede SU0121
Structure Solid Wood SW0007 Satin Open Pore
Details Brushed Brass MT0028



DIMENSIONS

2200x500x900 mm

[BACK TO INDEX](#)

PAG > 118

BUENOS AIRES NEW *Product*

SIDEBOARD



FFU280026AAA

MATERIALS

Top, Box, Bottom Shelf & Base Wood Veneer VN0162 Satin Open Pore
Details Wood Veneer VN0028 Satin Open Pore
Sides Leather LT0060
Doors Solid Wood SW0009 Satin Open Pore
Handle & Details Brushed Brass MT0028
Handle Detail Solid Wood SW0007 Satin Open Pore



DIMENSIONS

2000x500x945 mm

[BACK TO INDEX](#)

PAG > 119



FURNITURE
CUPBOARDS


[2022 PRICE LIST](#)

[BACK TO INDEX](#)

CUPBOARDS

SYROS

CUPBOARD



FFU430002AAJ

MATERIALS

Structure Wood Veneer VN0028 Satin Open Pore
Box & Doors Front Wood Veneer VN0169 High Gloss Close Pore
Details & Handles Brushed Brass MT0028

DIMENSIONS

1200x500x900 mm

VERONA

CUPBOARD



FFU430001AAA

MATERIALS

Main Wood Veneer VN0056 High Gloss Close Pore

Doors Front Inlay Bronze Mirror GM0006

Details Brushed Brass MT0001

DIMENSIONS

1200x500x900 mm

[BACK TO INDEX](#)

PAG > 123

MEISSEN

CUPBOARD



FFU430004AAG

MATERIALS

Box Wood Veneer VN0169 High Gloss Close Pore
Doors Front Wood Veneer VN0169 High Gloss Close Pore in Chevron Pattern

Top, Base & Box Interior Wood Veneer VN0028 Satin Open Pore
Structure Solid Wood SW0007 Satin Open Pore
Details & Caps Brushed Brass MT0028

Handles FHD010031AAA (x2): 550x40x20 mm
Solid Wood SW0007 Satin Open Pore & Brushed Brass MT0028



DIMENSIONS

1200x500x900 mm

[BACK TO INDEX](#)

PAG > 124

BILBAO

CUPBOARD



FFU430005AAK

MATERIALS

Top Wood Veneer VN0028 Satin Open Pore
Base Solid Wood SW0007 Satin Open Pore
Box & Door Wood Veneer VN0128 High Gloss Close Pore
Details Brushed Brass MT0028

Handles FHD010025AAG (x1): 200x200x15 mm
Brushed Brass MT0028

DIMENSIONS

1200x500x900 mm

[BACK TO INDEX](#)

PAG > 125

ASCOT

CUPBOARD



FFU430006AAB

MATERIALS

Box Wood Veneer VN0162 Satin Open Pore
Base Solid Wood SW0009 Satin Open Pore
Doors Front Inlay Leather LT0271
Structure & Details Brushed Brass MT0028

DIMENSIONS

1200x500x900 mm

[BACK TO INDEX](#)

PAG > 126

DIDOT

CUPBOARD



FFU430007AAC

MATERIALS

Box & Doors Front Wood Veneer VN0128 High Gloss Close Pore
Base Lacquered Wood LQ0002 High Gloss
Structure & Details Brushed Brass MT0028

DIMENSIONS

1200x500x900 mm

[BACK TO INDEX](#)

PAG > 127

SIENA

CUPBOARD



FFU430003AAE

MATERIALS

Top Wood Veneer VN0028 Satin Open Pore
Base Solid Wood SW0007 Satin Open Pore
Box & Doors Front Wood Veneer VN0115 High Gloss Close Pore
Details Brushed Brass MT0028

Handles FHD010023AAB (x2): 15x30x600 mm
Brushed Brass MT0028

DIMENSIONS

1200x500x900 mm

[BACK TO INDEX](#)

PAG > 128

SIRMIONE

CUPBOARD



FFU430008AAB

MATERIALS

Box & Doors Front Wood Veneer VN0162 Satin Open Pore

Details Brushed Brass MT0028

Structure Solid Wood SW0007 Satin Open Pore

DIMENSIONS

1200x500x900 mm

[BACK TO INDEX](#)

PAG > 129

SEVILLE

CUPBOARD



FFU430009AAB

MATERIALS

Top & Box Wood Veneer VN0169 High Gloss Close Pore
Base Solid Wood SW0009 Satin Open Pore
Details Brushed Brass MT0028
Doors Centre Inlay White MOP ST0066



DIMENSIONS

1200x500x900 mm

[BACK TO INDEX](#)

PAG > 130

TUSCANY

NEW
Product

CUPBOARD



FFU430010AAA

MATERIALS

Top Stone ST0089
Box & Doors Wood Veneer VN0162 Satin Open Pore
Doors Detail Solid Wood SW0009 Satin Open Pore
Structure Detail Solid Wood SW0007 Satin Open Pore
Base Wood Veneer VN0028 Satin Open Pore
Details Brushed Brass MT0028

DIMENSIONS

1300x500x900 mm



FURNITURE
TV UNITS

2022 CATALOGUE

[BACK TO INDEX](#)

BERGEN

TV UNIT



FFU370005AAA

MATERIALS

Main Wood Veneer VN0093 High Gloss Close Pore

Top Inlay Bronze Mirror GM0006

Details Brushed Brass MT0028



DIMENSIONS


2500x500x650 mm

[BACK TO INDEX](#)

PAG > 134

DRESDEN

TV UNIT



FFU370003AAV

MATERIALS

Main Wood Veneer VN0050 High Gloss Close Pore
Base Lacquered Wood LQ0005 High Gloss
Back Inlay Bronze Mirror GM0006
Details Brushed Brass MT0028

Handle FHD010024AAE (x1): 450x60x30 mm
Brushed Brass MT0028

DIMENSIONS

2500x560x600mm

DEVILLE

TV UNIT



FFU370002AAI

MATERIALS

Main Lacquered Wood LQ0010 High Gloss
Top Inlay Leather LT0061
Drawers Internal Box Suede SU0123
Details Brushed Brass MT0028

Handles FHD010021AAL (x5): 36x25x50 mm
Brushed Brass MT0028

DIMENSIONS

2500x500x600 mm

[BACK TO INDEX](#)

PAG > 136

SALDANHA

TV UNIT



FFU370001AAB

MATERIALS

Main Lacquered Wood LQ0003 High Gloss
Top Inlay Bronze Mirror GM0006


Handles FHD010006AAC (x4): 305x25x45 mm
Brushed Brass MT0028 & Black MOP ST0065

DIMENSIONS

2740x500x600 mm

DHAKA

TV UNIT



FFU370009ACG

MATERIALS

Top, Base & Drawers Front Wood Veneer VN0128 High Gloss Close Pore
Structure, Interior Box & Drawers Internal Box Wood Veneer VN0028 Satin Open Pore
Details Brushed Brass MT0028

Handles FHD010021AAL (x2): 36x25x50 mm
Brushed Brass MT0028



DIMENSIONS

2200x500x500 mm

[BACK TO INDEX](#)

PAG > 138



FURNITURE

DINING TABLES

2022 CATALOGUE

[BACK TO INDEX](#)

DINING TABLES

BRUGES

DINING TABLE



FFU130010AAA

MATERIALS

Top & Base Wood Veneer VN0056 High Gloss Close Pore

Top Centre Inlay Stone ST0005

Details Brushed Brass MT0028



DIMENSIONS

Ø1600x760 mm

[BACK TO INDEX](#)

PAG > 141

BREMEN

DINING TABLE



FFU130012AAA

MATERIALS

Top & Base Wood Veneer VN0094 High Gloss Close Pore
Top Exterior Detail Solid Wood SW0007 Satin Open Pore
Details Brushed Brass MT0028

DIMENSIONS

2800x1400x760 mm

[BACK TO INDEX](#)

PAG > 142

PINOT II

DINING TABLE




FFU130007AAA

MATERIALS

Top Stone ST0005

Base Lacquered Wood LQ0005 High Gloss

Details Brushed Brass MT0001



DIMENSIONS

Ø1600x760 mm

[BACK TO INDEX](#)

PAG > 143

AMMAN

DINING TABLE



FFU130008AAJ

MATERIALS

Top Wood Veneer VN0093 High Gloss Close Pore
Structure Wood Veneer VN0028 Satin Open Pore
Details Brushed Brass MT0028

DIMENSIONS

2600x1300x760 mm

TRIBUTO II

DINING TABLE



FFU130009AAA

MATERIALS

Top Wood Veneer VN0012 High Gloss Close Pore
Structure Lacquered Wood LQ0005 High Gloss
Details Brushed Brass MT0001

DIMENSIONS

3000x1200x760 mm

[BACK TO INDEX](#)

PAG > 145

QUEENSLAND

DINING TABLE



FFU130003AAA

MATERIALS

Top Wood Veneer VN0012 High Gloss Close Pore
Structure Brushed Brass MT0001

DIMENSIONS

2400x1100x760 mm

[BACK TO INDEX](#)

PAG > 146

ARENDAL

DINING TABLE



FFU130011AAC

MATERIALS

Top Wood Veneer VN0093 High Gloss Close Pore
Structure Brushed Brass MT0028
Base Inlay Stone ST0005
Base Details Wood Veneer VN0028 Satin Open Pore

DIMENSIONS

2800x1200x760 mm

[BACK TO INDEX](#)

PAG > 147

JOHANNESBURG

DINING TABLE



FFU130001AAH

MATERIALS

Top Wood Veneer VN0056 High Gloss Close Pore
Structure Solid Wood SW0007 Satin Open Pore

DIMENSIONS

2000x1000x750 mm

[BACK TO INDEX](#)

PAG > 148

NEBRASKA

DINING TABLE



FFU130002AAD

MATERIALS

Top Wood Veneer VN0056 High Gloss Close Pore
Structure Polished Stainless Steel MT0008

DIMENSIONS


2000x1100x780 mm

[BACK TO INDEX](#)

PAG > 149

KALMAR

DINING TABLE



FFU130013AAA

MATERIALS

Top Wood Veneer VN0050 High Gloss Close Pore in Diamond Pattern

Structure Lacquered Wood LQ0005 High Gloss

Details Brushed Brass MT0028

DIMENSIONS

2800x1220x760 mm

[BACK TO INDEX](#)

PAG > 150

SENDAI

DINING TABLE



FFU130014AAA

MATERIALS

Top & Sides Wood Veneer VN0052 High Gloss Close Pore
Lazy Susan & Bottom Inlay Stone ST0005
Base Wood Veneer VN0028 Satin Open Pore
Details Brushed Brass MT0028

DIMENSIONS

Ø1600x785 mm

[BACK TO INDEX](#)

PAG > 151

RAIPUR

DINING TABLE



FFU130015AAW

MATERIALS

Top & Base Wood Veneer VN0169 High Gloss Close Pore

Top Detail Wood Veneer VN0028 Satin Open Pore

Structure Lacquered Wood LQ0005 High Gloss

Top Inlay Stone ST0005

Details Brushed Brass MT0028

DIMENSIONS

Ø1600x760 mm

[BACK TO INDEX](#)

PAG > 152

NAGANO

DINING TABLE



FFU130016AAA

MATERIALS

Top & Base Wood Veneer VN0162 Satin Open Pore
Top Exterior Detail Solid Wood SW0009 Satin Open Pore
Structure Brushed Brass MT0028
Base Top Detail Solid Wood SW0007 Satin Open Pore
Base Bottom Detail Wood Veneer VN0028 Satin Open Pore

DIMENSIONS

2800x1200x760 mm

[BACK TO INDEX](#)

PAG > 153

TRENTO

DINING TABLE



FFU130017AAA

MATERIALS

Top Wood Veneer VN0052 High Gloss Close Pore in Reverse Diamond Pattern
Bottom Top, Interior Structure & Base Wood Veneer VN0028 Satin Open Pore
Exterior Structure Wood Veneer VN0052 High Gloss Close Pore
Details Brushed Brass MT0028

DIMENSIONS

2800x1200x760 mm

[BACK TO INDEX](#)

PAG > 154

TREVISO

DINING TABLE



FFU130019AAA

MATERIALS

Top Wood Veneer VN0115 High Gloss Close Pore
Bottom Top & Structure Wood Veneer VN0028 Satin Open Pore
Structure Detail Wood Veneer VN0115 High Gloss Close Pore
Details Brushed Brass MT0028

DIMENSIONS

Ø1600x760 mm

[BACK TO INDEX](#)

PAG > 155

BERGAMO

DINING TABLE



FFU130018AAB

MATERIALS

Top Inlay Stone ST0019
Structure Lacquered Wood LQ0038 High Gloss
Details Polished Stainless Steel MT0008

DIMENSIONS


1100x1100x755 mm

[BACK TO INDEX](#)

PAG > 156

ARENDA II

DINING TABLE



FFU130020AAC

MATERIALS

Top Stone ST0019
Bottom Top & Base Detail Wood Veneer VN0028 Satin Open Pore
Base Inlay Stone ST0019
Structure & Details Brushed Brass MT0028

DIMENSIONS

2800x1200x760 mm

[BACK TO INDEX](#)

PAG > 157

PASADENA NEW *Product*

DINING TABLE



FFU130021AAA

MATERIALS

Top & Body Wood Veneer VN0128 High Gloss Close Pore
Top Detail Solid Wood SW0007 Satin Open Pore
Structure Lacquered Wood LQ0009 High Gloss
Bottom Top & Base Wood Veneer VN0028 Satin Open Pore
Details Brushed Brass MT0028

DIMENSIONS

1600x1600x760 mm

[BACK TO INDEX](#)

PAG > 158



FURNITURE
CABINETS

2022 CATALOGUE

[BACK TO INDEX](#)

JAZZ

CABINET



FFU040004AAG

MATERIALS

Box & Structure Lacquered Wood LQ0010 High Gloss
Doors & Interior Back Inlay Bronze Mirror GM0006
Drawers Internal Box Suede SU0122
Details Brushed Brass MT0001



DIMENSIONS

1450x500x1650 mm

[BACK TO INDEX](#)

PAG > 161

GARDNER

CABINET



FFU040006AAC

MATERIALS

Box Lacquered Wood LQ0010 High Gloss
Doors Inlay Leather LT0061
Drawers Internal Box Suede SU0123
Interior Back Inlay Clear Mirror GM0002
Structure Brushed Brass MT0028

DIMENSIONS

1300x450x1600 mm

[BACK TO INDEX](#)

PAG > 162

PIÉMONT


CABINET



FFU040007AAL

MATERIALS

Box Lacquered Wood LQ0002 High Gloss
Interior Back Inlay Clear Mirror GM0002
Doors & Drawers Front Inlay Leather LT0061
Drawers Internal Box Suede SU0123
Structure & Details Brushed Brass MT0001



DIMENSIONS


1300x500x1600 mm

[BACK TO INDEX](#)

PAG > 163

BOURBON

CABINET



FFU040008AAA

MATERIALS

Box Lacquered Wood LQ0003 High Gloss
Doors & Drawers Front Inlay Leather LT0060
Interior Back Inlay Clear Mirror GM0002
Structure & Details Brushed Brass MT0001



DIMENSIONS

1300x500x1600 mm

[BACK TO INDEX](#)

PAG > 164

MICHIGAN

CABINET



FFU040003AAF

MATERIALS

Box Lacquered Wood LQ0003 High Gloss
Doors & Drawers Front Inlay Leather LT0270
Structure Brushed Brass MT0001
Back Inlay Bronze Mirror GM0006
Drawers Internal Box Suede SU0123

Handles FHD010002AAA (2x):300x44x10mm
Brushed Brass MT0001

DIMENSIONS

1300x510x1600 mm

[BACK TO INDEX](#)

PAG > 165

BEVERLY HILLS

CABINET



FFU040005AAC

MATERIALS

Box & Structure Lacquered Wood LQ0009 High Gloss

Doors & Interior Back Inlay Bronze Mirror GM0006

Details Brushed Brass MT0028



DIMENSIONS

1450x500x1650 mm

[BACK TO INDEX](#)

PAG > 166

BILBAO

CABINET



FFU040010AAA

MATERIALS

Box & Doors Front Lacquered Wood LQ0009 High Gloss
Details Brushed Brass MT0028

Handle FHD010025AAH (x1): 300x300x18 mm
Brushed Brass MT0028

DIMENSIONS

1300x350x1540 mm

[BACK TO INDEX](#)

PAG > 167



FURNITURE

TALL CABINETS

2022 CATALOGUE

[BACK TO INDEX](#)

CASABLANCA

TALL CABINET



FFU320007AAL

MATERIALS

Box & Structure Wood Veneer VN0169 High Gloss Close Pore
Doors Front Inlay Wood Veneer VN0169 Satin Open Pore
Drawer Front Leather LT0319
Drawer Internal Box Suede SU0123
Interior Back Inlay Gris Mirror GM0004
Details Polished Stainless Steel MT0008

DIMENSIONS

1200x500x1700 mm

[BACK TO INDEX](#)

PAG > 170

SEVILLE

TALL CABINET



FFU320008ABG

MATERIALS

Box & Structure Wood Veneer VN0056 High Gloss Close Pore
Doors Centre Inlay White MOP ST0066
Drawer Front Leather LT0319
Drawer Internal Box Suede SU0123
Interior Back Inlay Gris Mirror GM0004
Details Brushed Brass MT0028



DIMENSIONS

1200x500x1700 mm

[BACK TO INDEX](#)

PAG > 171

SIRMIONE

TALL CABINET



FFU320010AAA

MATERIALS

Box Wood Veneer VN0056 High Gloss Close Pore
Interior Back Inlay Clear Mirror GM0002
Structure Solid Wood SW0007 Satin Open Pore
Details Brushed Brass MT0028



DIMENSIONS

1200x500x1700 mm

[BACK TO INDEX](#)

PAG > 172

PIÉMONT


TALL CABINET



FFU320003AAR

MATERIALS

Box & Structure Lacquered Wood LQ0002 High Gloss
Doors & Drawer Front Inlay Leather LT0061
Drawers Internal Box Suede SU0123
Interior Back Inlay Bronze Mirror GM0006
Details Brushed Brass MT0001



DIMENSIONS

1200x500x1700 mm

[BACK TO INDEX](#)

PAG > 173

ALPINE

TALL CABINET



FFU320002AAU

MATERIALS

Box & Structure Lacquered Wood LQ0002 High Gloss
Doors & Drawer Front Inlay Leather LT0060
Drawer Internal Box Suede SU0123
Interior Back Inlay Clear Mirror GM0002
Details Brushed Brass MT0001



DIMENSIONS

1200x500x1700 mm

[BACK TO INDEX](#)

PAG > 174

DIDOT

TALL CABINET



FFU320005AAA

MATERIALS

Box & Structure Lacquered Wood LQ0010 High Gloss
Doors & Drawers Front Inlay Leather LT0108
Interior Back Inlay Bronze Mirror GM0006
Drawer internal Box Suede SU0013
Details Brushed Brass MT0001



DIMENSIONS

1200x500x1700 mm

[BACK TO INDEX](#)

PAG > 175

ASCOT

TALL CABINET



FFU320004AAB

MATERIALS

Box & Structure Lacquered Wood LQ0003 High Gloss
Doors & Drawer Front Inlay Leather LT0108
Details Brushed Brass MT0001
Interior Back Inlay Bronze Mirror GM0006
Drawer Internal Box Suede SU0013



DIMENSIONS

1200x500x1700 mm

[BACK TO INDEX](#)

PAG > 176

SIENA

TALL CABINET



FFU320006AAA

MATERIALS

Box & Structure Wood Veneer VN0050 High Gloss Close Pore
Doors Front Wood Veneer VN0050 High Gloss Close Pore in Chevron
Pattern

Interior Back Inlay Clear Mirror GM0002

Details Brushed Brass MT0001

Handles FHD010036AAA (x2): 95x40x410 mm

Brushed Brass MT0001



DIMENSIONS

1200x500x1700 mm

[BACK TO INDEX](#)

PAG > 177

EDINBURGH

TALL CABINET



FFU320009AAF

MATERIALS

Box Wood Veneer VN0093 High Gloss Close Pore
Doors Centre Inlay Wood Veneer VN0052 High Gloss Close Pore
Structure Solid Wood SW0007 Satin Open Pore
Interior & Drawer Front Wood Veneer VN0052 High Gloss Close Pore
Interior Back Inlay Bronze Mirror GM0006
Drawer Internal Box Suede SU0123
Details Brushed Brass MT0028

DIMENSIONS

1100x500x1700 mm

[BACK TO INDEX](#)

PAG > 178

NAJA

TALL CABINET



FFU320001AAC

MATERIALS

Box Lacquered Wood LQ0009 High Gloss
Structure & Details Brushed Brass MT0001
Doors & Drawers Front Inlay Leather LT0049
Drawers Internal Box Suede SU0122

Handles FHD010026AAA (x2): 180x25x160 mm
Brushed Brass MT0001



DIMENSIONS

900x500x1600 mm

SANTORINI

TALL CABINET



FFU320012AAG

MATERIALS

Top & Base Wood Veneer VN0028 Satin Open Pore
Box Wood Veneer VN0050 High Gloss Close Pore
Doors Wood Veneer VN0050 High Gloss in Chevron Pattern
Interior Back Inlay Bronze Mirror GM0006
Structure Solid Wood SW0007 Satin Open Pore
Details Brushed Brass MT0028


Handles FHD010037AAA (x2): 15x38x350 mm
Brushed Brass MT0028 & Solid Wood SW0007 Satin Open Pore

DIMENSIONS

870x470x1500 mm

MYKONOS

TALL CABINET



FFU320011AAA

MATERIALS

Box Wood Veneer VN0162 Satin Open Pore
Doors Front Inlay Leather LT0299
Structure Solid Wood SW0007 Satin Open Pore
Details Brushed Brass MT0028

Handles FHD010038AAA (x2): 20x40x340 mm
Solid Wood SW0007 Satin Open Pore & Knurl Brushed Brass MT0028

DIMENSIONS

1200x500x1705 mm

[BACK TO INDEX](#)

PAG > 181

SALAMANCA

TALL CABINET



FFU320013AAA

MATERIALS

Top & Base Wood Veneer VN0028 Satin Open Pore
Box, Doors Front Interior Back Wood Veneer VN0115 Satin Open Pore
Structure Solid Wood SW0007 Satin Open Pore
Details Brushed Brass MT0028

Handles FHD010039AAA (x2): 15x38x350 mm
Brushed Brass MT0028 & Solid Wood SW0007 Satin Open Pore

DIMENSIONS

1000x500x1600 mm

[BACK TO INDEX](#)

PAG > 182

TAIPEI

NEW
Product

TALL CABINET



FFU320015AAA

MATERIALS

Top, Doors Centre Inlay, Base & Bottom Shelf Wood Veneer VN0028

Satin Open Pore

Box, Doors & Interior Shelves Wood Veneer VN0162 Satin Open Pore

Doors Front Detail Solid Wood SW0009 Satin Open Pore

Box Middle Front Detail, Shelves Front Detail & Structure Solid Wood

SW0007 Satin Open Pore

Interior Back Inlay Bronze Mirror GM0006

Details Brushed Brass MT0028

DIMENSIONS

1200x500x1700 mm



FURNITURE
BOOKCASES

2022 CATALOGUE

[BACK TO INDEX](#)

NARA

BOOKCASE



LEFT - FFU030002AAA
RIGHT - FFU030003AAA

MATERIALS

Structure Wood Veneer VN0028 Satin Open Pore
Back Lacquered Rattan LQ0040 Satin
Shelves Bronze Mirror GM0006
Base Stone ST0019
Details Brushed Brass MT0001

DIMENSIONS

1040x400x1840 mm

1040x400x1840 mm

CASCAIS

SHELVING UNIT



FFU250001AAE

MATERIALS

Main Wood Veneer VN0028 Satin Open Pore
Structure Brushed Brass MT0028

DIMENSIONS

2000x400x2000 mm

[BACK TO INDEX](#)

PAG > 187

NAPIER

BOOKCASE



FFU030001AAZ

MATERIALS

Main Wood Veneer VN0028 Satin Open Pore
Box & Shelves Lacquered Wood LQ0003 High Gloss
Doors Inlay Leather LT0060
Details Brushed Brass MT0001



DIMENSIONS

1800x500x1800 mm

[BACK TO INDEX](#)

PAG > 188

LUGANO

SHELVING UNIT



LEFT - FFU250003AAR
RIGHT - FFU250004AAK

MATERIALS

Top & Base Wood Veneer VN0028 Satin Open Pore
Structure Solid Wood SW0007 Satin Open Pore
Shelves Wood Veneer VN0169 High Gloss Close Pore
Details Brushed Brass MT0028

DIMENSIONS

1000x500x1855 mm

1000x500x1855 mm

ODESSA

BOOKCASE



FFU030007AAO

MATERIALS

Main Wood Veneer VN0056 High Gloss Close Pore
Structure Solid Wood SW0007 Satin Open Pore
Details Brushed Brass MT0028

DIMENSIONS

1560x500x1850 mm

[BACK TO INDEX](#)

PAG > 190

DHAKA

BOOKCASE



FFU030008AAB

MATERIALS

Top, Base, Shelves & Drawers Front Wood Veneer VN0169 High Gloss
Close Pore

Interior Box Wood Veneer VN0028 Satin Open Pore

Drawers Internal Box Suede SU0005

Structure & Details Brushed Brass MT0028

Handles FHD010021AAL (x2): 36x25x50 mm

Brushed Brass MT0028

DIMENSIONS

1800x500x1800 mm

NARA S

BOOKCASE



LEFT - FFU030009AAA
RIGHT - FFU030010AAA

MATERIALS

Structure Lacquered Wood LQ0040 High Gloss
Back Lacquered Rattan LQ0003 Satin
Shelves Bronze Mirror GM0006
Base Stone ST0019
Details Brushed Brass MT0028

DIMENSIONS

900x400x1561 mm

900x400x1561 mm

FIRENZE

BOOKCASE



FFU030011AAA

MATERIALS

Structure Solid Wood SW0009 Satin Open Pore
Back Inlay Wallpaper WP0024
Shelves Wood Veneer VN0162 Satin Open Pore
Base & Bottom Shelves Detail Wood Veneer VN0028 Satin Open Pore
Details Brushed Brass MT0028
Bottom Inlay Stone ST0019

DIMENSIONS

1500x560x1805 mm

[BACK TO INDEX](#)

PAG > 193

BOLZANO

BOOKCASE



FFU030012AAC

MATERIALS

Structure Lacquered Wood LQ0038 High Gloss
Details Polished Stainless Steel MT0008
Drawers Box & Front Wood Veneer VN0169 Satin Open Pore
Drawers Bottom Suede SU0121

Handles FHD010041AAA (x4): 290x40x20 mm
Leather LT0283 & Polished Stainless Steel MT0008

DIMENSIONS

1400x500x1800 mm

KENT

BOOKCASE



FFU030013AA1

MATERIALS

Shelves & Exterior Back Wood Veneer VN0162 Satin Open Pore
Interior Back Wallpaper WP0084
Structure Solid Wood SW0009 Satin Open Pore
Drawers Front & Sides Leather LT0060
Drawers Internal Box Suede SU0121
Details Brushed Brass MT0028

DIMENSIONS

1600x500x1800 mm

[BACK TO INDEX](#)

PAG > 195

NEW ORLEANS

NEW
Product

BOOKCASE



FFU030015AAA

MATERIALS

Structure Solid Wood SW0020 Satin Open Pore
Shelves & Handle Center Detail Wood Veneer VN0028 Satin Open Pore
Shelves Bottom & Inlay & Drawers Center Detail Wood Veneer VN0172 Satin Open Pore
Back & Drawers Front Leather LT0108
Drawers Internal Box Suede SU0124
Handle & Details Brushed Brass MT0028

DIMENSIONS

1500x500x1800 mm

OJAI

NEW
Product

BOOKCASE



FFU030016AAA

MATERIALS

Structure Solid Wood SW0009 Satin Open Pore
Shelves Wood Veneer VN0028 Satin Open Pore
Shelves Bottom Wood Veneer VN0162 Satin Open Pore
Shelves Inlay Bronze Mirror GM0006
Details Brushed Brass MT0028

DIMENSIONS

1000x500x1800 mm

[BACK TO INDEX](#)

PAG > 197



FURNITURE
DESKS

2022 CATALOGUE

[BACK TO INDEX](#)

ALCANTARA

DESK



FFU120001AAM

MATERIALS

Box Wood Veneer VN0169 High Gloss Close Pore
Structure Brushed Brass MT0028
Drawers Front Inlay Leather LT0060

Handles FHD010010AAG (x2): 120x27x60 mm
Brushed Brass MT0028

DIMENSIONS

1600x650x780 mm

[BACK TO INDEX](#)

PAG > 200

ALLURE

DESK



FFU120003AAS

MATERIALS

Top Lacquered Wood LQ0003 High Gloss
Structure Brushed Brass MT0028
Box & Drawers Front Inlay Leather LT0060
Drawers Internal Box Suede SU0123

Handles FHD010021AAL (x2): 36x25x50 mm
Brushed Brass MT0028

DIMENSIONS

2500x800x750 mm

[BACK TO INDEX](#)

PAG > 201

SEOUL

DESK



FFU120007AAZ

MATERIALS

Structure Solid Wood SW0007 Satin Open Pore
Top, Box & Drawer Front Leather LT0060
Drawers Internal Box Wood Veneer VN0028 Satin Open Pore
Details Brushed Brass MT0028

Handles FHD010021AAL (x4): 36x25x50 mm
Brushed Brass MT0028

DIMENSIONS

3000x1000x750mm

[BACK TO INDEX](#)

PAG > 202

BALI

DESK



FFU120006ACB

MATERIALS

Top Inlay Leather LT0319
Top Detail Wood Veneer VN0128 High Gloss Close Pore
Box Wood Veneer VN0028 Satin Open Pore
Structure Solid Wood SW0007 Satin Open Pore
Drawers Front Leather LT0061
Drawers Internal Box Suede SU0122
Details Brushed Brass MT0001

Handles FHD010021AAB (x2): 36x25x50 mm
Brushed Brass MT0001

DIMENSIONS

1600x650x780 mm

[BACK TO INDEX](#)

PAG > 203

LIMA

DESK



FFU120005AAF

MATERIALS

Box, Drawers Front & Structure Wood Veneer VN0056 Satin Close
Pore
Details Brushed Brass MT0028

Handles FHD010011AAE (x4): 120x40x10 mm
Brushed Brass MT0028

DIMENSIONS

1600x650x780 mm

BUZIOS

DESK



FFU120002AAG

MATERIALS

Box, Drawers Front & Structure Lacquered Wood LQ0040 High Gloss

Top Inlay Leather LT0060

Back Inlay Bronze Mirror GM0006

Handles FHD010005AAK (x2): 85x30x45 mm

Brushed Brass MT0001 & Black MOP ST0065



DIMENSIONS

1600x650x780 mm

NEW YORK

DESK



FFU120004AAV

MATERIALS

Box, Drawers Front & Structure Lacquered Wood LQ0003 High Gloss

Top Inlay Leather LT0271

Drawers Internal Box Suede SU0123

Handles FHD010004AAD (x3): 50x20x50 mm

Brushed Brass MT0001 & White MOP ST0066

DIMENSIONS

1600x650x780 mm

EDINBURGH

DESK



FFU120009AAT

MATERIALS

Top Detail Wood Veneer VN0028 Satin Open Pore
Box & Drawers Front Lacquered Wood LQ0009 High Gloss
Drawers Internal Box Suede SU0123
Structure Solid Wood SW0007 Satin Open Pore
Caps & Details Brushed Brass MT0028

DIMENSIONS

1600x650x890 mm

[BACK TO INDEX](#)

PAG > 207

KENT

DESK



FFU120010AAS

MATERIALS

Main Leather LT0068
Top & Structure Wood Veneer VN0028 Satin Open Pore
Drawers Internal Box Suede SU0121
Details Brushed Brass MT0028

Handles FHD010033AAA (2x): 100x36x15 mm
Brushed Brass MT0028 & Knurl Brushed Brass MT0028

DIMENSIONS

1600x500x780 mm

ASHI

DESK



FFU120011AAJ

MATERIALS

Box & Drawer Front Wood Veneer VN0056 High Gloss Close Pore
Top Stone ST0019
Structure Detail Solid Wood SW0007 Satin Open Pore
Base Wood Veneer VN0028 Satin Open Pore
Structure & Details Brushed Brass MT0028

Handle FHD010034AAI: 220x30x20 mm
Solid Wood SW0007 Satin Open Pore & Brushed Brass MT0028

DIMENSIONS

1250x550x780 mm

EDINBURGH II

DESK



FFU120012AAA

MATERIALS

Top Detail Wood Veneer VN0028 Satin Open Pore
Box & Drawers Front Wood Veneer VN0169 Satin Open Pore
Structure Solid Wood SW0007 Satin Open Pore
Caps & Details Brushed Brass MT0028



DIMENSIONS

2100x650x890 mm

SEOUL II

DESK



FFU120013AAG

MATERIALS

Top Inlay, Drawer Box & Front Leather LT0060
Top & Structure Lacquered Wood LQ0009 High Gloss
Drawer Internal Box Suede SU0124
Details Brushed Brass MT0028

DIMENSIONS

1500x500x780 mm

[BACK TO INDEX](#)

PAG > 211

COLMAR NEW *Product*

DESK



FFU120015AAA

MATERIALS

Exterior Structure, Drawer Box & Front Wood Veneer VN0052 High Gloss Close Pore
Interior Structure, Drawer Top & Bottom & Base Wood Veneer VN0028 Satin Open Pore
Drawers Internal Box Suede SU0124
Details Brushed Brass MT0028

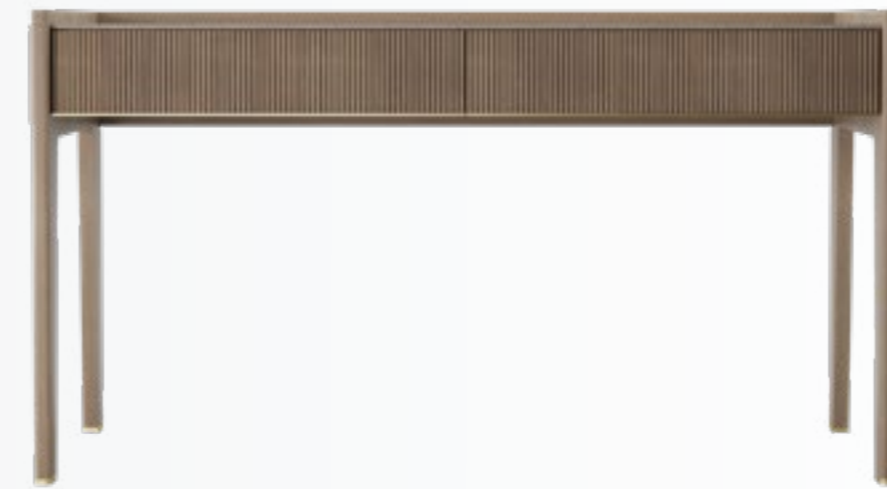
Handle FHD010042AAB (x4): 20x40x140 mm
Brushed Brass MT0028 & Lacquered Wood LQ0005 High Gloss

DIMENSIONS

2600x880x760 mm

HVAR NEW *Product*

DESK



FFU120014AAS

MATERIALS

Top Inlay, Sides & Back Leather LT0108
Structure & Drawer Front Solid Wood SW0009 Satin Open Pore
Drawer Internal Box Suede SU0123
Details Brushed Brass MT0028

DIMENSIONS

1522x657x805 mm

[BACK TO INDEX](#)

PAG > 213



FURNITURE
BEDS

2022 CATALOGUE

[BACK TO INDEX](#)

BEDS

CLICQUOT

BED



FFU010003ABB

MATERIALS

Headboard & Base Fabric FB2294
Structure Lacquered Wood LQ0003 High Gloss
Details Brushed Brass MT0001

Mattress Dimension: 1800x2000 mm (not included)
(Decorative Cushions, Bedspread & Coverlet not included)

DIMENSIONS

1940x2250x1330 mm

[BACK TO INDEX](#)

PAG > 216

SOHO

BED



FFU010001AAQ

MATERIALS

Base Leather LT0108
Structure Wood Veneer VN0028 Satin Open Pore

Mattress Dimension: 1800x2000mm (not included)
(Bedspread not included)

DIMENSIONS

1920x2120x350 mm

COEN

BED



FFU010005ACI

MATERIALS

Headboard Front Fabric FB2295

Headboard Back Suede SU0121

Headboard Sides & Base Leather LT0319

Headboard & Base Detail Leather LT0108

Structure Wood Veneer VN0028 Satin Open pore

Mattress Dimension: 1800x2000 mm (not included)

(Decorative Cushions, Bedspread & Coverlet not included)

DIMENSIONS

2020x2130x1300 mm

[BACK TO INDEX](#)

PAG > 218

LAGOA

BED



FFU010002AAB

MATERIALS

Base Leather LT0108

Structure Wood Veneer VN0028 Satin Open Pore

Mattress Dimension: 1800x2000mm (not included)
(Bedspread & Coverlet not included)

DIMENSIONS

1920x2120x340 mm

NANTES

BED



FFU010004ACQ

MATERIALS

Headboard Back Suede SU0121

Headboard Sides & Base Leather LT0319

Headboard Front Fabric FB2295

Structure & Details Solid Wood SW0007 Satin Open Pore

Mattress Dimension: 1800x2000mm (not included)

(Decorative Cushions, Bedspread & Coverlet not included)

DIMENSIONS

1990x2275x1340 mm

COMO

BED



FFU010006ACB

MATERIALS

Main Fabric FB0758
Structure Solid Wood SW0007 Satin Open Pore
Structure Brushed Brass MT0001

Mattress Dimension: 1800x2000mm (not included)
(Decorative Cushions, Bedspread & Coverlet not included)



DIMENSIONS

2070x2265x970 mm

[BACK TO INDEX](#)

PAG > 221

ANTIBES

BED



FFU010007AAS

MATERIALS

Main Fabric FB2295
Structure Solid Wood SW0007 Satin Open Pore
Base Wood Veneer VN0056 Satin Close Pore
Details Brushed Brass MT0028

Mattress Dimension: 1800x2000mm (not included)
(Decorative Cushions, Bedspread & Coverlet not included)



DIMENSIONS

2050x2250x2220 mm

[BACK TO INDEX](#)

PAG > 222

SAMARA

BED



FFU010009AAS

MATERIALS

Headboard Front & Base Fabric FB2295

Headboard Exterior Back Suede SU0123

Structure Brushed Brass MT0028

Mattress Dimension: 1800x2000 mm (not included)

(Decorative Cushions, Bedspread & Coverlet not included)

DIMENSIONS

2250x2245x1200 mm

[BACK TO INDEX](#)

PAG > 223

KENT I

BED



HEADBOARD - FFU160007AAR
BED BASE - FFU010010ABE

MATERIALS

Headboard Front & Base Leather LT0060
Headboard Inlay Lacquered Rattan LQ0040 Satin
Headboard Exterior Back Satin SA0273
Structure Solid Wood SW0007 Satin Open Pore
Details Brushed Brass MT0028

Mattress Dimension: 1800x2000 mm (not included)
(Decorative Cushions, Bedspread & Coverlet not included)



DIMENSIONS

3460x50x1200 mm

1980x2110x255 mm

KENT II

BED



HEADBOARD - FFU160008AAP

BED BASE - FFU010010ABE

MATERIALS

Headboard Front & Base Leather LT0060

Headboard Exterior Back Satin SA0273

Headboard Inlay Lacquered Rattan LQ0040 Satin

Details Brushed Brass MT0028

Structure Solid Wood SW0007 Satin Open Pore

Mattress Dimension: 1800x2000 mm (not included)

(Decorative Cushions, Bedspread & Coverlet not included)

DIMENSIONS

1980x50x1200 mm

1980x2110x255 mm

ASHI

BED



FFU010008AAM

MATERIALS

Headboard & Base Fabric FB0758
Structure Detail Wood Veneer VN0028 Satin Open Pore
Details Brushed Brass MT0028

Mattress Dimension: 1800x2000 mm (not included)
(Decorative Cushions, Bedspread & Coverlet not included)

DIMENSIONS

2000x2200x1000 mm

[BACK TO INDEX](#)

PAG > 226

CALABRIA

BED



FFU010011ABJ

MATERIALS

Headboard & Base Velvet VL0877, Headboard Front Detail Velvet VL0880
Structure Wood Veneer VN0028 Satin Open Pore
Details Brushed Brass MT0028

Mattress Dimension: 1800x2000 mm (not included)
(Decorative Cushions, Bedspread & Coverlet not included)



DIMENSIONS

3660x2240x1210 mm

CALABRIA II

BED



FFU010012AAJ

MATERIALS

Headboard & Base Velvet VL0877, Headboard Front Detail Velvet VL0880
Structure Wood Veneer VN0028 Satin Open Pore
Details Brushed Brass MT0028

Mattress Dimension: 1800x2000 mm (not included)
(Decorative Cushions, Bedspread & Coverlet not included)



DIMENSIONS

2460x2240x1210 mm

FARIBAULT NEW *Product*

BED



FFU010013AAK

MATERIALS

Headboard Front & Back Fabric FB2277
Headboard Detail & Base Linen LI0193
Structure Wood Veneer VN0028 Satin Open Pore
Details Brushed Brass MT0028

Mattress Dimension: 1800x2000 mm (not included)
(Decorative Cushions, Bedspread & Coverlet not included)



DIMENSIONS

2060x2180x1300 mm

SPLIT NEW *Product*

BED



FFU010014AAH

MATERIALS

Headboard Back & Base Leather LT0149
Headboard Front Fabric FB2944
Structure Solid Wood SW0009 Satin Open Pore
Details Brushed Brass MT0028

Mattress Dimension: 1800x2000 mm (not included)
(Decorative Cushions, Bedspread & Coverlet not included)



DIMENSIONS

2180x2250x1200 mm

[BACK TO INDEX](#)

PAG > 230

CARMEL NEW *Product*

BED



FFU010015AAE

MATERIALS


Headboard Front & Skirt Fabric FB2917
Headboard Back & Base Leather LT0155
Structure Solid Wood SW0007 Satin Open Pore
Details Brushed Brass MT0028

Mattress Dimension: 1800x2000 mm (not included)
(Decorative Cushions, Bedspread & Coverlet not included)



DIMENSIONS

2060x2270x1250 mm



FURNITURE
HEADBOARDS

2022 CATALOGUE

[BACK TO INDEX](#)

HEADBOARDS

HERVÉ

HEADBOARD



FFU160004AAK

MATERIALS

Main Leather LT0060

Structure Brushed Brass MT0028

DIMENSIONS

3320x50x2030 mm

LONG ISLAND

HEADBOARD



FFU160002AAF

MATERIALS

Main Fabric FB2295


Structure Brushed Brass MT0028

DIMENSIONS

3300x50x2000 mm

LOUISIANA

HEADBOARD



FFU160003AAJ

MATERIALS

Structure Brushed Brass MT0028

Main Leather LT0060

Inlay Bronze Mirror GM0006

DIMENSIONS

3300x50x2000 mm

CLICQUOT

HEADBOARD



FFU160005AA1

MATERIALS

Structure Lacquered Wood LQ0003 High Gloss

Main Leather LT0108


Details Brushed Brass MT0001

DIMENSIONS

3300x50x2000 mm

BOSTON

HEADBOARD



FFU160009AAC

MATERIALS

Main Fabric FB2460

Details Brushed Brass MT0028

DIMENSIONS

3250x40x2200 mm

[BACK TO INDEX](#)

PAG > 238



FURNITURE

BEDSIDE TABLES

2022 CATALOGUE

[BACK TO INDEX](#)

AVIGNON

BEDSIDE TABLE



FFU020012ABL

MATERIALS

Box & Drawers Front Leather LT0108
Top & Bottom Wood Veneer VN0028 Satin Open Pore
Drawers Internal Box Suede SU0123
Details Brushed Brass MT0028



DIMENSIONS

600x400x490 mm

[BACK TO INDEX](#)

PAG > 241

LEXTON

BEDSIDE TABLE



FFU020010ADF

MATERIALS

Box Wood Veneer VN0052 High Gloss Close Pore
Drawers Front Leather LT0108
Drawers Internal Box Suede SU0124
Structure & Details Brushed Brass MT0028

Handles FHD010021AAL (x2): 36x25x50 mm
Brushed Brass MT0028

DIMENSIONS

752x500x600 mm

[BACK TO INDEX](#)

PAG > 242

BRISBANE

BEDSIDE TABLE



FFU020009ABS

MATERIALS

Box Wood Veneer VN0052 High Gloss Close Pore
Drawer Front Leather LT0108
Drawer Internal Box Suede SU0124
Structure Brushed Brass MT0028

Handle FHD010021AAL: 36x25x50 mm
Brushed Brass MT0028

DIMENSIONS

600x400x490 mm

[BACK TO INDEX](#)

PAG > 243

MOONSTONE

BEDSIDE TABLE



FFU020005AAO

MATERIALS

Box & Drawer Front Wood Veneer VN0162 Satin Open Pore
Structure Solid Wood SW0009 Satin Open Pore
Details Brushed Brass MT0028

Handles FHD010004AAR (1x): D50x20 mm
Brushed Brass MT0028 & Black MOP ST0065

DIMENSIONS

600x400x490 mm

[BACK TO INDEX](#)

PAG > 244

DIAMOND

BEDSIDE TABLE



FFU020006ABD

MATERIALS

Box Lacquered Wood LQ0003 High Gloss
Drawers Inlay Leather LT0060
Drawers Internal Box Suede SU0123
Details Brushed Brass MT0001

DIMENSIONS

600x400x490 mm

[BACK TO INDEX](#)

PAG > 245

CLICQUOT

BEDSIDE TABLE



FFU020007ABP

MATERIALS

Top Stone ST0054
Box, Drawer Front & Structure Lacquered Wood LQ0003 High Gloss
Drawer Internal Box Suede SU0123
Details Brushed Brass MT0001

Handle FHD010020ABP (x1): 160x23x26 mm
Brushed Brass MT0001 & Leather LT0272

DIMENSIONS

600x400x490 mm

BERNA

BEDSIDE TABLE



FFU020011AEA

MATERIALS

Top Stone ST0054
Box & Drawers Front Wood Veneer VN0128 High Gloss Close Pore
Details Brushed Brass MT0028
Drawers Internal Box Suede SU0121

Handles FHD010004AAR (x2): D50x20 mm
Brushed Brass MT0028 & Black MOP ST0065

DIMENSIONS

600x400x490 mm

[BACK TO INDEX](#)

PAG > 247

SOHO

BEDSIDE TABLE



FFU020001AAA

MATERIALS

Box & Drawers Front Lacquered Wood LQ0009 High Gloss
Top Inlay Bronze Mirror GM0006

Handles FHD010010AAJ (x2): 95x25x48 mm
Polished Stainless Steel MT0008



DIMENSIONS

600x400x490 mm

LAGOA

BEDSIDE TABLE



FFU020003ABI

MATERIALS

Box Lacquered Wood LQ0003 High Gloss

Drawer Front Leather LT0271

Drawer Bottom Suede SU0123

Handles FHD010004AAC (x2): D50x20 mm

Polished Stainless Steel MT0008 & Black MOP ST0065

DIMENSIONS

600x400x490 mm

[BACK TO INDEX](#)

PAG > 249

CABOCHON

BEDSIDE TABLE



FFU020004AAV

MATERIALS

Box Lacquered Wood LQ0003 High Gloss

Drawer Front Leather LT0272

Structure Polished Stainless Steel MT0008

Handle FHD010004AAC: D50x20 mm

Polished Stainless Steel MT0008 & Black MOP ST0065

DIMENSIONS

600x580x490 mm

[BACK TO INDEX](#)

PAG > 250

KENT

BEDSIDE TABLE



FFU020014ABA

MATERIALS

Top & Detail Wood Veneer VN0028 Satin Open Pore
Box & Drawers Front Wood Veneer VN0056 High Gloss Close Pore
Drawers Internal Box Suede SU0121
Base & Details Brushed Brass MT0028

DIMENSIONS

700x450x490 mm

[BACK TO INDEX](#)

PAG > 251

AGRA

BEDSIDE TABLE



FFU020017AAE

MATERIALS

Top, Box & Drawers Front Wood Veneer VN0056 High Gloss Close Pore
Drawers Inlay Leather LT0060
Drawers Internal Box Suede SU0121
Details Brushed Brass MT0028

Handle FHD010032AAD (x2): 260x38x15 mm
Brushed Brass MT0028 & Knurl Brushed Brass MT0028

DIMENSIONS

600x480x500 mm

[BACK TO INDEX](#)

PAG > 252

ASHI

BEDSIDE TABLE



FFU020015AAP

MATERIALS

Top Stone ST0019
Box Wood Veneer VN0056 High Gloss Close Pore
Drawers Front Wood Veneer VN0056 High Gloss Close Pore in
Diamond Pattern
Drawers Internal Box Suede SU0121
Details & Base Brushed Brass MT0028
Base Detail Wood Veneer VN0028 Satin Open Pore

Handle FHD010034AAH (x2): 100x30x20mm
Solid Wood SW0007 Satin Open Pore & Brushed Brass MT0028

DIMENSIONS

650x500x495 mm

DALLAS

BEDSIDE TABLE



FFU020016AAE

MATERIALS

Top, Box & Drawer Front Wood Veneer VN0056 High Gloss Close Pore

Drawer Internal Box Suede SU0121

Structure & Details Brushed Brass MT0028

DIMENSIONS

650x450x500 mm

[BACK TO INDEX](#)

PAG > 254

PARMA

BEDSIDE TABLE



FFU020018AAA

MATERIALS

Top & Base Wood Veneer VN0028 Satin Open Pore
Details Brushed Brass MT0028
Box & Drawers Front Wood Veneer VN0115 High Gloss Close Pore
Drawers Internal Box Suede SU0121

Handles FHD010040AAA (x3): 44x43x44 mm
Brushed Brass MT0028 & Lacquered Wood LQ0005 High Gloss



DIMENSIONS

Ø500x490 mm

[BACK TO INDEX](#)

PAG > 255

COLMAR

BEDSIDE TABLE



FFU020020AAC

MATERIALS

Exterior Structure, Drawer Box & Front Wood Veneer VN0052 High Gloss Close Pore
Interior Structure, Drawer Top & Bottom & Base Wood Veneer VN0028 Satin Open Pore
Drawer Internal Box Suede SU0124
Details Brushed Brass MT0028

Handle FHD010042AAB (x1): 20x40x140 mm
Brushed Brass MT0028 & Lacquered Wood LQ0005 High Gloss

DIMENSIONS

600x400x510 mm

[BACK TO INDEX](#)

PAG > 256

HVAR

BEDSIDE TABLE



FFU020019AAC

MATERIALS

Top Stone ST0089
Box & Drawer Front Wood Veneer VN0162 Satin Open Pore
Structure Solid Wood SW0009 Satin Open Pore
Drawer Internal Box Suede SU0123
Sides & Back Leather LT0108
Interior Back Inlay Bronze Mirror GM0006
Details Brushed Brass MT0028

DIMENSIONS

650x490x550 mm

[BACK TO INDEX](#)

PAG > 257

TULSA NEW *Product*

BEDSIDE TABLE



FFU020021AAA

MATERIALS

Top Inlay Bronze Mirror GM0006

Top & Base Wood Veneer VN0028 Satin Open Pore

Box & Drawers Front Wood Veneer VN0056 High Gloss Close Pore

Drawers Internal Box Suede SU0121

Details Brushed Brass MT0028

Handles FHD010043AAA (x3): 120x40x20 mm

Brushed Brass MT0028 & Detail Solid Wood SW0007 Satin Open Pore

DIMENSIONS

500x500x520 mm

[BACK TO INDEX](#)

PAG > 258

NEW ORLEANS

NEW
Product

BEDSIDE TABLE



FFU020022AAA

MATERIALS

Top Inlay Bronze Mirror GM0006
Top Detail & Handle Center Detail Wood Veneer VN0028 Satin Open Pore
Top, Box & Base Wood Veneer VN0162 Satin Open Pore
Back & Drawers Front Leather LT0060
Drawers Internal Box Suede SU0121
Handle & Details Brushed Brass MT0028



DIMENSIONS

700x450x490 mm



FURNITURE

CHEST OF DRAWERS

2022 CATALOGUE

[BACK TO INDEX](#)

CHEST OF DRAWERS

LEXTON

CHEST OF DRAWERS



FFU060006ABH

MATERIALS

Top & Bottom Wood Veneer VN0028 Satin Open Pore
Box Lacquered Wood LQ0021 High Gloss
Drawers Front Leather LT0113
Drawers Internal Box Suede SU0004
Structure & Details Polished Stainless Steel MT0008

Handles FHD010021AAA (x8): 36x25x50 mm
Polished Stainless Steel MT0008



DIMENSIONS

1340x500x900 mm

[BACK TO INDEX](#)

PAG > 262

LAGOA

CHEST OF DRAWERS



FFU060002AAR

MATERIALS

Top & Base Wood Veneer VN0028 Satin Open Pore
Box & Drawers Front Wood Veneer VN0052 High Gloss Close Pore
Drawers Internal Box Suede SU0124

Handles FHD010003AAA (x6): 140x37x22 mm
Brushed Brass MT0001



DIMENSIONS

1300x500x900 mm

[BACK TO INDEX](#)

PAG > 263

AVIGNON

CHEST OF DRAWERS



FFU060007AAR

MATERIALS

Top & Bottom Wood Veneer VN0028 Satin Open Pore
Box & Drawers Front Leather LT0108
Drawers Internal Box Suede SU0123
Details Brushed Brass MT0028



DIMENSIONS


1300x500x900 mm

[BACK TO INDEX](#)

PAG > 264

SOHO

CHEST OF DRAWERS



FFU060001AAD

MATERIALS

Box & Drawers Front Lacquered Wood LQ0009 High Gloss
Top Inlay Bronze Mirror GM0006

Handles FHD010010AAK (x6): 93x25x47 mm
Polished Stainless Steel MT0008

DIMENSIONS

1300x500x890 mm

BERNA

CHEST OF DRAWERS



FFU060005ABZ

MATERIALS

Top Stone ST0054
Box & Drawers Front Wood Veneer VN0128 High Gloss Close Pore
Details Polished Stainless Steel MT0008
Drawers Internal Box Suede SU0121

Handles FHD010004AAC (x8): D50x20 mm
Polished Stainless Steel MT0008 & Black MOP ST0065

DIMENSIONS

1300x500x900 mm

[BACK TO INDEX](#)

PAG > 266

CLICQUOT

CHEST OF DRAWERS



FFU060003AAS

MATERIALS

Top Stone ST0054
Box & Drawers Front Lacquered Wood LQ0003 High Gloss
Details Brushed Brass MT0001
Drawers Internal Box Suede SU0123

Handles FHD010020ABP (x6): 160x23x26 mm
Brushed Brass MT0001 & Leather LT0272

DIMENSIONS


1300x500x900 mm

[BACK TO INDEX](#)

PAG > 267

AGRA

CHEST OF DRAWERS



FFU060009AAE

MATERIALS

Top, Box & Drawers Front Wood Veneer VN0056 High Gloss Close Pore
Drawers Inlay Leather LT0060
Drawers Internal Box Suede SU0121
Base & Details Brushed Brass MT0028

Handles FHD010032AAC (x4): 630x38x15 mm
Brushed Brass MT0028 & Knurl Brushed Brass MT0028



DIMENSIONS

1300x500x900 mm

KENT

CHEST OF DRAWERS



FFU060010AAL

MATERIALS

Top & Detail Wood Veneer VN0028 Satin Open Pore
Box & Drawers Front Leather LT0060
Drawers Internal Box Suede SU0121
Base & Details Brushed Brass MT0028

DIMENSIONS

1400x500x900 mm

[BACK TO INDEX](#)

PAG > 269

DALLAS

CHEST OF DRAWERS



FFU060011AAB

MATERIALS

Top, Box & Drawers Front Wood Veneer VN0056 High Gloss Close Pore
Drawers Internal Box Suede SU0121
Structure & Details Brushed Brass MT0028



DIMENSIONS

1350x500x900 mm

[BACK TO INDEX](#)

PAG > 270

COLMAR *NEW Product*

CHEST OF DRAWERS




FFU060012AAA

MATERIALS

Exterior Structure, Drawer Box & Front Wood Veneer VN0052 High Gloss Close Pore
Interior Structure, Drawer Top & Bottom & Base Wood Veneer VN0028 Satin Open Pore
Drawers Internal Box Suede SU0124
Details Brushed Brass MT0028

Handle FHD010042AAB (x3): 20x40x140 mm
Brushed Brass MT0028 & Lacquered Wood LQ0005 High Gloss



DIMENSIONS

1300x500x860 mm

PARMA NEW *Product*

CHEST OF DRAWERS



FFU060013AAA

MATERIALS

Top Wood Veneer VN0162 Satin Open Pore
Exterior Back, Drawers Box & Front Leather LT0060, Interior Back
Leather LT0187
Structure Solid Wood SW0009 Satin Open Pore, Drawers Internal Box
Suede SU0121, Details Brushed Brass MT0028

Handles FHD010040AAA (x6): 44x43x44 mm
Structure Brushed Brass MT0028 & Lacquered Wood LQ0005 High
Gloss



DIMENSIONS

1350x525x965 mm

[BACK TO INDEX](#)

PAG > 272



FURNITURE
TALLBOYS

2022 CATALOGUE

[BACK TO INDEX](#)

CHEST OF DRAWERS

LEXTON

TALLBOY



FFU330007AAY

MATERIALS

Box Wood Veneer VN0052 High Gloss Close Pore
Drawer Front Leather LT0108
Drawers Internal Box Suede SU0124
Structure & Details Brushed Brass MT0028

Handles FHD010021AAL (x7): 36x25x50 mm
Brushed Brass MT0028

DIMENSIONS

750x500x1350 mm

[BACK TO INDEX](#)

PAG > 275

LAGOA

TALLBOY



FFU330001AAD

MATERIALS

Box Wood Veneer VN0028 Satin Open Pore

Drawers Front Leather LT0108

Drawers Internal Box Suede SU0123

Handles FHD010004AAA (x5): D50x20 mm

Polished Stainless Steel MT0008 & White MOP ST0066

DIMENSIONS

800x500x1300 mm

[BACK TO INDEX](#)

PAG > 276

AVIGNON

TALLBOY



FFU330008AAD

MATERIALS

Top & Bottom Wood Veneer VN0028 Satin Open Pore
Box & Drawers Front Leather LT0108
Drawers Internal Box Suede SU0123
Details Brushed Brass MT0028



DIMENSIONS

800x500x1230 mm

[BACK TO INDEX](#)

PAG > 277

DIAMOND

TALLBOY



FFU330002AAC

MATERIALS

Box Lacquered Wood LQ0003 High Gloss
Drawers Inlay Leather LT0060
Drawers Internal Box Suede SU0123
Detail Brushed Brass MT0001

DIMENSIONS

800x500x1300 mm

[BACK TO INDEX](#)

PAG > 278

MOONSTONE

TALLBOY



FFU330003AAF

MATERIALS

Box & Drawers Front Wood Veneer VN0162 Satin Open Pore
Structure Solid Wood SW0009 Satin Open Pore
Drawers Internal Box Suede SU0123
Details Brushed Brass MT0028

Handles FHD010004AAR (X5):D50x20 mm
Brushed Brass MT0028 & Black MOP ST0065

DIMENSIONS


800x500x1425 mm

[BACK TO INDEX](#)

PAG > 279

CLICQUOT

TALLBOY



FFU330004AAN

MATERIALS

Top Stone ST0054
Box & Drawers Front Lacquered Wood LQ0003 High Gloss
Drawers Internal Box Suede SU0123
Details Brushed Brass MT0001

Handles FHD010020ABP (x5):160x23x26 mm
Brushed Brass MT0001 & Leather LT0272

DIMENSIONS

800x500x1300 mm

BERNA

TALLBOY



FFU330006ABH

MATERIALS

Top Stone ST0054
Box & Drawers Front Wood Veneer VN0128 High Gloss Close Pore
Details Brushed Brass MT0028
Drawers Internal Box Suede SU0121

Handles FHD010004AAR (x5): D50x20 mm
Brushed Brass MT0028 & Black MOP ST0065

DIMENSIONS

800x500x1300 mm

[BACK TO INDEX](#)

PAG > 281

KENT

TALLBOY



FFU330009AAB

MATERIALS

Top & Detail Wood Veneer VN0028 Satin Open Pore
Box & Drawers Front Wood Veneer VN0056 High Gloss Close Pore
Drawers Internal Box Suede SU0121
Base & Details Brushed Brass MT0028

DIMENSIONS

800x500x1400 mm

[BACK TO INDEX](#)

PAG > 282

COLMAR NEW *Product*

TALLBOY



FFU330010AAA

MATERIALS

Exterior Structure, Drawer Box & Front Wood Veneer VN0052 High Gloss Close Pore
Interior Structure, Drawer Top & Bottom & Base Wood Veneer VN0028 Satin Open Pore
Drawers Internal Box Suede SU0124
Details Brushed Brass MT0028

Handle FHD010042AAB (x5): 20x40x140 mm
Brushed Brass MT0028 & Lacquered Wood LQ0005 High Gloss

DIMENSIONS

800x500x1410 mm



FURNITURE

DRESSERS &
DRESSER CONSOLES

2022 CATALOGUE

[BACK TO INDEX](#)

DRESSERS & DRESSER CONSOLES

LORIENT

DRESSER



FFU140005ACO

MATERIALS

Top Inlay Leather LT0109
Box, Drawer Front & Structure Wood Veneer VN0056 High Gloss Close Pore
Drawer Internal Box Suede SU0123
Clear Mirror GM0002
Details Brushed Brass MT0001

DIMENSIONS

1200x550x1250 mm

[BACK TO INDEX](#)

PAG > 286

CHICAGO

DRESSER CONSOLE



FFU410001AAG

MATERIALS

Box & Drawers Front Lacquered Wood LQ0002 High Gloss

Interior Inlay Clear Mirror GM0002

Back Inlay Bronze Mirror GM0006

Handles FHD010004AAC (x2): 50x50x20 mm

Brushed Brass MT0028 & Black MOP ST0065

DIMENSIONS


1400x400x800 mm

[BACK TO INDEX](#)

PAG > 287

GEORGIA

DRESSER



FFU140001AAA

MATERIALS

Top Inlay Bronze Mirror GM0006

Box & Drawers Front Lacquered Wood LQ0002 High Gloss

Handles FHD010030AAA (x4):D100x25 mm

Polished Stainless Steel MT0008 & Black MOP ST0065

DIMENSIONS


1500x500x900 mm

[BACK TO INDEX](#)

PAG > 288

MOONSTONE

DRESSER



FFU140004AAI

MATERIALS

Box & Drawers Front Wood Veneer VN0162 Satin Open Pore
Structure Solid Wood SW0009 Satin Open Pore
Details Brushed Brass MT0028

Handles FHD010004AAR (x4): D50x20 mm
Brushed Brass MT0028 & Black MOP ST0065

DIMENSIONS


1500x500x900 mm

[BACK TO INDEX](#)

PAG > 289

DIAMOND

DRESSER



FFU140003AAK

MATERIALS

Box Lacquered Wood LQ0003 High Gloss
Drawers Inlay Leather LT0060
Drawers Internal Box Suede SU0123
Detail Brushed Brass MT0001

DIMENSIONS

1500x500x900mm

[BACK TO INDEX](#)

[PAG > 290](#)

CLICQUOT

DRESSER CONSOLE



FFU410002ABI

MATERIALS

Box & Drawers Front Leather LT0272
Structure Lacquered Wood LQ0003 High Gloss
Drawers Internal Box Suede SU0123
Interior Inlay Clear mirror GM0002
Details Polished Stainless Steel MT0008

Handles FHD010020ACM (3x):160x23x26mm
Polished Stainless Steel MT0008 & Leather LT0272

DIMENSIONS

1400x400x800 mm

[BACK TO INDEX](#)

PAG > 291

AGRA

DRESSER



FFU140010AAQ

MATERIALS

Top, Box & Drawer Front Lacquered Wood LQ0008 High Gloss
Drawer Inlay Leather LT0236
Drawer Internal Box Suede SU0121
Details Brushed Brass MT0028

Handles FHD010032AAC (x1): 630x38x15 mm
Brushed Brass MT0028 & Knurl Detail Brushed Brass MT0028

DIMENSIONS

1200x450x800 mm

MANDALAY

DRESSER



FFU140011AAU

MATERIALS

Top & Box Wood Veneer VN0056 High Gloss Close Pore
Drawers Front Inlay Leather LT0060
Structure & Drawers Details Solid Wood SW0007 Satin Open Pore
Drawers Internal Box Suede SU0121
Details Brushed Brass MT0028

Handles FHD010035AAA (x2): 100x30x40 mm
Brushed Brass MT0028

DIMENSIONS

1200x450x800 mm

PARMA

DRESSER



FFU140012AAA

MATERIALS

Clear Mirror GM0002, Drawers Box Top & Bottom, Mirror Frame & Back Wood Veneer VN0162 Satin Open Pore
Exterior Back, Drawers Box & Front Inlay Leather LT0060, Interior Back Leather LT0187
Structure Solid Wood SW0009 Satin Open Pore, Drawers Internal Box Suede SU0121, Details Brushed Brass MT0028

Handles FHD010040AAA (x2): 44x43x44 mm
Structure Brushed Brass MT0028 & Lacquered Wood LQ0005 High Gloss

Small Mirror and Stool not included.

DIMENSIONS

1325x475x1480 mm



FURNITURE
COUNTERS

2022 CATALOGUE

[BACK TO INDEX](#)

COUNTERS

LISBON

COUNTER



FFU100001AAA

MATERIALS

Top Stone ST0019

Main Wood Veneer VN0093 High Gloss Close Pore

Details Brushed Brass MT0001

DIMENSIONS

1800x600x1100 mm

[BACK TO INDEX](#)

PAG > 297

LISBON II

BAR COUNTER



FFU610001AAD

MATERIALS

Top Stone ST0019
Main Wood Veneer VN0128 High Gloss Close Pore
Details Brushed Brass MT0001

DIMENSIONS

3600x760x1120 mm

[BACK TO INDEX](#)

PAG > 298



FURNITURE

VANITY UNITS

2022 CATALOGUE

[BACK TO INDEX](#)

VANITY UNITS

MUMBAI NEW *Product*

VANITY UNIT



FFU550001AAC

MATERIALS

Top Stone ST0089
Bottom Top & Base Wood Veneer VN0028 Satin Open Pore
Box & Drawers Front Wood Veneer VN0169 High Gloss Close Pore
Structure Solid Wood SW0007 Satin Open Pore
Details Brushed Brass MT0028

Towel Rack FTR010002AAA: 450x65x20 mm
Brushed Brass MT0028

1300x650x850 mm

[BACK TO INDEX](#)

PAG > 301

ASHI

NEW
Product

VANITY UNIT



FFU550002AAC

MATERIALS

Top Stone ST0019
Box & Drawers Front Wood Veneer VN0056 High Gloss Close Pore
Base Wood Veneer VN0028 Satin Open Pore
Base & Details Brushed Brass MT0028

Handle FHD010034AAX (x3): 220x35x20 mm
Solid Wood SW0007 Satin Open Pore & Brushed Brass MT0028

Towel Rack FTR010003AAA: 300x65x20 mm
Brushed Brass MT0028

900x540x850 mm

[BACK TO INDEX](#)

PAG > 302

COVENTRY NEW *Product*

VANITY UNIT



FFU550003AAB

MATERIALS

Top Stone ST0019
Bottom Top Wood Veneer VN0028 Satin Open Pore
Box, Doors & Drawers Front Wood Veneer VN0169 High Gloss Close Pore
Structure Solid Wood SW0007 Satin Open Pore
Details Polished Stainless Steel MT0008

Towel Rack FTR010006AAA: 450x65x20 mm
Polished Stainless Steel MT0008

1600x650x850 mm

POSITANO NEW *Product*

VANITY UNIT



FFU550004AAD

MATERIALS

Top Stone ST0019
Box Wood Veneer VN0128 High Gloss Close Pore
Structure & Details Polished Stainless Steel MT0008

Handles FHD010032AAE (x2): 630x38x15 mm
Polished Stainless Steel MT0008 & Knurl Polished Stainless Steel
MT0008

Towel Rack FTR010001AAA: 450x65x10 mm
Polished Stainless Steel MT0008



1300x650x850 mm

SOCHI NEW *Product*

VANITY UNIT



FFU550005AAB

MATERIALS

Top Stone ST0019
Top Detail Wood Veneer VN0028 Satin Open Pore
Box Wood Veneer VN0056 High Gloss Close Pore (Vertical)
Base Lacquered Wood LQ0005 High Gloss
Details Brushed Brass MT0028

Towel Rack FTR010005AAA: 350x65x20 mm
Brushed Brass MT0028

1000x650x850 mm

[BACK TO INDEX](#)

PAG > 305

SALAMANCA *NEW Product*

VANITY UNIT



FFU550006AAC

MATERIALS

Top Stone ST0019
Bottom Top Detail Wood Veneer VN0028 Satin Open Pore
Box Wood Veneer VN0128 High Gloss Close Pore
Structure & Details Brushed Brass MT0028

Handles FHD010039AAA (x2): 15x38x570 mm
Solid Wood SW0007 Satin Open Pore & Brushed Brass MT0028

1500x650x850 mm

[BACK TO INDEX](#)

PAG > 306

KYIV **NEW**
Product
VANITY UNIT



FFU550007AAC

MATERIALS

Top & Bottom Shelves Inlay Stone ST0019
Structure & Doors Solid Wood SW0009 Satin Open Pore
Box Interior Lacquered Wood LQ0009 Satin
Top Shelves & Doors Interior Wood Veneer VN0162 Satin Open Pore
Doors Front Inlay Leather LT0271
Details Polished Stainless Steel MT0008

Handles FHD010035AAC (x2): 100x30x40 mm
Polished Stainless Steel MT0008

2975x600x900 mm

KYIV II NEW *Product*

VANITY UNIT



FFU550008AAB

MATERIALS

Top & Bottom Shelves Inlay Stone ST0019
Structure & Doors Solid Wood SW0009 Satin Open Pore
Box Interior Lacquered Wood LQ0009 Satin
Top Shelves & Doors Interior Wood Veneer VN0162 Satin Open Pore
Doors Front Inlay Leather LT0271
Details Polished Stainless Steel MT0008

Handles FHD010035AAC (x2): 100x30x40 mm
Polished Stainless Steel MT0008

1300x600x850 mm

CAPE TOWN NEW *Product*

VANITY UNIT



FFU550009AAB

MATERIALS

Top Stone ST0019
Box Wood Veneer VN0162 Satin Open Pore
Doors Solid Wood SW0009 Satin Open Pore
Doors Top Detail & Base Wood Veneer VN0028 Satin Open Pore
Details Brushed Brass MT0028

1012x656x850 mm

[BACK TO INDEX](#)

PAG > 309

BALTIMORE *NEW Product*

VANITY UNIT



FFU550010AAB

MATERIALS

Top Stone ST0019
Box Wood Veneer VN0162 Satin Open Pore
Doors Solid Wood SW0009 Satin Open Pore
Base Wood Veneer VN0028 Satin Open Pore
Details Brushed Brass MT0028

1205x650x850 mm

[BACK TO INDEX](#)

PAG > 310

BONDI NEW *Product*

VANITY UNIT



FFU550011AAB

MATERIALS

Top Stone ST0089
Box Wood Veneer VN0056 High Gloss Close Pore
Structure & Details Brushed Brass MT0028

Handles FHD010038AAA (x2): 20x40x340 mm
Solid Wood SW0007 Satin Open Pore & Knurl Brushed Brass MT0028

1230x650x850 mm

[BACK TO INDEX](#)

PAG > 311

AGRA NEW *Product*

VANITY UNIT



FFU550012AAA

MATERIALS

Top Stone ST0019
Box & Drawer Front Wood Veneer VN0056 High Gloss Close Pore
Drawer Inlay Leather LT0060
Base & Details Brushed Brass MT0028

Handle FHD010032AAK: 400x37x15 mm
Brushed Brass MT0028 & Knurl Brushed Brass MT0028

Towel Rack FTR010004AAA: 300x65x20 mm
Brushed Brass MT0028

900x540x850 mm

[BACK TO INDEX](#)

PAG > 312



FURNITURE
CLOSETS

2022 CATALOGUE

[BACK TO INDEX](#)

WALK IN / LEXTON

CLOSET



FRATO'S WALK-IN/LEXTON Closet is thought to stand as a life-organizing tool and create a flawless, systematised, and uncluttered tailor-made refuge. Every garment or accessory is expected to belong to this perfectly fitted, unique and well-designed system, unveiling ones' life-style, personal choices as well as to outspokenly flatter the atmosphere. Special requests might be considered upon request.

OVERALL DIMENSIONS WxDxH
CUSTOM

WALK IN / LEXTON

CLOSET



THE COLLECTION





UPHOLSTERY

2022 CATALOGUE

[BACK TO INDEX](#)

UPHOLSTERY

THE
SECRET
OF LUXURY
SEATING
Traditionalists



UPHOLSTERY
ARMCHAIRS

2022 CATALOGUE

[BACK TO INDEX](#)

MONACO

ARMCHAIR



FUP010005ABQ

MATERIALS

Main Velvet VL0935

Structure Solid Wood SW0007 Satin Open Pore

DIMENSIONS

Ø730x720 mm

[BACK TO INDEX](#)

PAG > 322

RIGA

ARMCHAIR



FUP010025ADL

MATERIALS

Exterior Fabric FB0389

Interior Fabric FB3012

Structure Solid Wood SW0007 Satin Open Pore

Details & Caps Brushed Brass MT0001

DIMENSIONS

780x850x850 mm

[BACK TO INDEX](#)

PAG > 323

MONTREAL

ARMCHAIR



FUP010029ABT

MATERIALS

Seat & Back Cushion Velvet VL0841

Sides & Back Fabric FB2280

Piping Leather LT0149

Structure Solid Wood SW0007 Satin Open Pore

Details Brushed Brass MT0028

DIMENSIONS

720x820x870 mm

[BACK TO INDEX](#)

PAG > 324

LE MANS

ARMCHAIR



FUP010011AAH

MATERIALS

Interior Satin SA0092

Exterior Back Fabric FB2643

Structure Solid Wood SW0007 Satin Open Pore

Studs SD0002

DIMENSIONS

750x700x810 mm



[BACK TO INDEX](#)

PAG > 325

DUBAI II

ARMCHAIR



FUP010022AAY

MATERIALS

Main Satin SA0092
Exterior Back & Piping Fabric FB2643
Structure Solid Wood SW0007 Satin Open Pore
Caps Polished Stainless Steel MT0008

DIMENSIONS

640x600x820 mm



[BACK TO INDEX](#)

PAG > 326

GRAZ

ARMCHAIR



FUP010004AAG

MATERIALS

Interior Velvet VL0870

Exterior Back Fabric FB2661

Structure Solid Wood SW0007 Satin Open Pore

Studs SD0004

DIMENSIONS

770x700x830 mm

[BACK TO INDEX](#)

PAG > 327

SAINT DENIS

ARMCHAIR



FUP010038AAA

MATERIALS

Back & Seat Fabric FB2100
Structure Solid Wood SW0007 Satin Open Pore
Details & Caps Brushed Brass MT0001

DIMENSIONS

750x730x810 mm



[BACK TO INDEX](#)

PAG > 328

DETROIT

ARMCHAIR



FUP010012AAL

MATERIALS

Main Fabric FB2363
Piping Satin SA0254
Structure Solid Wood SW0007 Satin Open Pore
Studs SD0014

Decorative Cushion not included FTX060006ADE:
450x100x250 mm, Front & Back Satin SA0254, Piping Fabric FB2363

DIMENSIONS

750x800x900 mm

[BACK TO INDEX](#)

PAG > 329

LE HAVRE

ARMCHAIR



FUP010009AAJ

MATERIALS

Interior Fabric FB2626

Exterior & Piping Velvet VL0836

Structure Solid Wood SW0007 Satin Open Pore

DIMENSIONS

640x720x920 mm

[BACK TO INDEX](#)

PAG > 330

KANSAS II

ARMCHAIR



FUP010020AAK

MATERIALS

Main Fabric FB1458
Piping Fabric FB1308
Structure Solid Wood SW0007 Satin Open Pore
Decorative Cushions Front & Back Fabric FB1308, Piping Fabric
FB1458
(Swivel Armchair)

DIMENSIONS

Ø900x650 mm

[BACK TO INDEX](#)

PAG > 331

LILLE

ARMCHAIR



FUP010010AAH

MATERIALS

Main Fabric FB2337
Piping Leather LT0243
Structure Solid Wood SW0007 Satin Open Pore
Studs SD0002

DIMENSIONS

780x700x710 mm

[BACK TO INDEX](#)

PAG > 332

LA CONDESA

ARMCHAIR



FUP010019AAM

MATERIALS

Interior Satin SA0178

Exterior Back & Piping Fabric FB2280

Structure Solid Wood SW0006 Satin Open Pore

DIMENSIONS

700x800x890 mm

[BACK TO INDEX](#)

PAG > 333

TURIM

ARMCHAIR



FUP010024ADI

MATERIALS

Interior Fabric FB2661

Exterior Velvet VL1061

Structure Solid Wood SW0006 Satin Close Pore

Decorative Cushion Front Fabric FB2661 & Back Velvet VL1061

DIMENSIONS

800x950x930 mm

[BACK TO INDEX](#)

PAG > 334



DELHI

ARMCHAIR



FUP010002AAL

MATERIALS

Seat, Interior Back & Arms Fabric FB2294
Base, Exterior Back & Piping Leather LT0319
Structure Solid Wood SW0007 Satin Open Pore

Decorative Cushion included FTX060020AAG:
450x100x250 mm, Front & Back Fabric FB2294, Piping Leather LT0319

DIMENSIONS

640x780x880 mm



[BACK TO INDEX](#)

PAG > 335

CARMEL

ARMCHAIR



FUP010027ACA

MATERIALS

Interior, Seat & Skirt Fabric FB3024

Exterior Linen LI0259

Structure Solid Wood SW0007 Satin Open Pore

Caps Brushed Brass MT0028

DIMENSIONS

750x730x810 mm

[BACK TO INDEX](#)

PAG > 336

LINZ

ARMCHAIR



FUP010006AAD

MATERIALS

Interior Fabric FB2626
Exterior Back Velvet VL0836
Structure Solid Wood SW0007 Satin Open Pore
Studs SD0009



DIMENSIONS

720x700x750 mm

[BACK TO INDEX](#)

PAG > 337

DUBAI

ARMCHAIR



FUP010016ABV

MATERIALS

Main Fabric FB2337
Exterior Back & Piping Velvet VL0839
Structure Solid Wood SW0007 Satin Open Pore
Caps Brushed Brass MT0028

DIMENSIONS

740x680x820 mm

[BACK TO INDEX](#)

PAG > 338

STRASBOURG

ARMCHAIR



FUP010036AAK

MATERIALS

Main Fabric FB2277

Details Brushed Brass MT0028

Structure Solid Wood SW0007 Satin Open Pore

DIMENSIONS

730x780x780 mm

[BACK TO INDEX](#)

PAG > 339

VANCOUVER

ARMCHAIR



FUP010028ABC

MATERIALS

Main Velvet VL0836
Side Bars Fabric FB1847
Structure Solid Wood SW0007 Satin Open Pore
Details Brushed Brass MT0028

DIMENSIONS

760x830x870 mm

[BACK TO INDEX](#)

PAG > 340

BRASILIA

ARMCHAIR



FUP010037AAM

MATERIALS

Main Fabric FB2294
Piping Leather LT0319
Structure Solid Wood SW0007 Satin Open Pore
Details & Caps Brushed Brass MT0028

Decorative Cushion not included FTX060019AAA
450x100x250 mm, Front, Back & Piping Fabric FB2288

DIMENSIONS

720x850x900 mm

[BACK TO INDEX](#)

PAG > 341

JASMINE

ARMCHAIR



FUP010017AAG

MATERIALS

Main Fabric FB2642

Structure Solid Wood SW0007 Satin Open Pore

DIMENSIONS

730x700x1080 mm

[BACK TO INDEX](#)

PAG > 342

ABU DHABI

ARMCHAIR



FUP010015AAN

MATERIALS

Main Fabric FB2641

Piping Leather Trimming TM0008

Structure Solid Wood SW0007 Satin Open Pore

DIMENSIONS

620x610x755 mm

MONTE CARLO

ARMCHAIR



FUP010014AAT

MATERIALS

Main Fabric FB2309

Piping Satin SA0262

Structure Solid Wood SW0007 Satin Open Pore

DIMENSIONS

680x700x800 mm

[BACK TO INDEX](#)

PAG > 344

COMO

ARMCHAIR



FUP010026AEO

MATERIALS

Base Leather LT0108
Seat & Back Fabric FB0407
Details Brushed Brass MT0028
Structure Lacquered Wood LQ0005 Satin
Decorative Cushions Front & Back Fabric FB0311

Decorative Cushion not included FTX060005AAH:
450x100x250 mm, Front & Back Fabric FB0407



DIMENSIONS

Ø1050x750 mm

[BACK TO INDEX](#)

PAG > 345

CHAUMONT

ARMCHAIR



FUP010021AAB

MATERIALS

Main Fabric FB1458

Piping Fabric FB1308

Structure Solid Wood SW0007 Satin Open Pore

DIMENSIONS

700x700x760 mm

[BACK TO INDEX](#)

PAG > 346

VERDI

ARMCHAIR



FUP010018AAR

MATERIALS

Main Fabric FB3069
Piping Satin SA0265
Details Brushed Brass MT0001
Studs SD0009



DIMENSIONS

720x680x790 mm

[BACK TO INDEX](#)

PAG > 347

CAIRNS

ARMCHAIR



FUP010023AAM

MATERIALS

Main Fabric FB2626
Studs SD0007

DIMENSIONS

750x780x900mm

[BACK TO INDEX](#)

PAG > 348

SAMARA I

ARMCHAIR



FUP010041ABT

MATERIALS

Main Fabric FB0697
Piping Velvet VL0768
Skirt Wood Veneer VN0028 Satin Open Pore
Base Brushed Brass MT0028

DIMENSIONS

840x800x790 mm

[BACK TO INDEX](#)

PAG > 349

SAMARA II

ARMCHAIR



FUP010044AAA

MATERIALS

Main Fabric FB2277
Piping Velvet VL0280
Structure Solid Wood SW0007 Satin Open Pore
Details Brushed Brass MT0028

DIMENSIONS

870x800x790 mm

[BACK TO INDEX](#)

PAG > 350

LUCERNE

ARMCHAIR



FUP010045AAW

MATERIALS

Main Fabric FB2627

Details Brushed Brass MT0028

Structure Solid Wood SW0007 Satin Open Pore

Decorative Cushion not included FTX060051AAA (x1):

450x100x250 mm, Front Fabric FB2282, Back & Piping Satin SA0260



DIMENSIONS

Ø750x820 mm

UPAIDUR

ARMCHAIR



FUP010043AAA

MATERIALS

Main Velvet VL0632

Details Brushed Brass MT0028

Sides Wood Veneer VN0161 Satin Open Pore



DIMENSIONS

980x800x780 mm

[BACK TO INDEX](#)

PAG > 352

AMER

ARMCHAIR



FUP010042AAU

MATERIALS

Seat & Back Fabric FB2282
Piping Satin SA0260
Structure Solid Wood SW0007 Satin Open Pore
Caps & Details Brushed Brass MT0028

Decorative Cushion not included FTX060045AAA:
500x150x250 mm, Front Velvet VL0759, Back Satin SA0260, Piping
Leather Trimming TM0003

DIMENSIONS

700x700x780 mm

ANAFI

ARMCHAIR



FUP010040AAC

MATERIALS

Seat & Back Velvet VL0280
Structure Solid Wood SW0007 Satin Open Pore
Details Brushed Brass MT0028

Decorative Cushion not included FTX060054AAC (x1):
500x100x250 mm, Front Fabric FB2420, Back & Piping Velvet VL0280

DIMENSIONS

720x740x900 mm



[BACK TO INDEX](#)

PAG > 354

MARRAKESH

ARMCHAIR



FUP010046ABU

MATERIALS

Exterior Back Fabric FB2423
Piping Leather LT0243
Interior Velvet VL0836
Structure Wood Veneer VN0028 Satin Open Pore
Details Brushed Brass MT0028
(Swivel Armchair)

Decorative Cushion not included FTX060052ABJ (x1):
450x100x250 mm, Front Fabric FB2423, Back & Piping Satin SA0262

DIMENSIONS

800x700x760 mm

MINSK

ARMCHAIR



FUP010047AAA

MATERIALS

Structure Solid Wood SW0007 Satin Open Pore
Seat & Interior Back Fabric FB2309
Exterior Back Fabric FB2452
Details Brushed Brass MT0028
Decorative Cushion Front & Back Fabric FB2452



DIMENSIONS

880x810x850 mm

[BACK TO INDEX](#)

PAG > 356

CAIRO

ARMCHAIR



FUP010048AAE

MATERIALS

Seat & Back Velvet VL0873
Structure Solid Wood SW0007 Satin Open Pore
Details Brushed Brass MT0028

Decorative Cushion not included FTX060056AAA:
450x100x250 mm, Front Fabric FB2457, Back & Piping Velvet VL0873

DIMENSIONS

740x660x800 mm

[BACK TO INDEX](#)

PAG > 357

ROTTERDAM

ARMCHAIR



FUP010050AAA

MATERIALS

Structure Painted Iron MT0020

Details Wood Veneer VN0028 Satin Open Pore

Caps & Details Brushed Brass MT0028

Main Linen LI0193

DIMENSIONS

780x690x760 mm

[BACK TO INDEX](#)

PAG > 358

COPENHAGEN

ARMCHAIR



FUP010053AAA

MATERIALS

Exterior Back & Seat Fabric FB2641

Interior Back Velvet VL0836

Skirt Brushed Brass MT0028

Base Wood Veneer VN0028 Satin Open Pore

Decorative Cushion not included FTX060080AAA:

550x100x350mm, Front & Back Velvet VL0871, Piping Satin SA0265

Decorative Cushion not included FTX060080AAB:

450x100x250mm, Front Fabric FB2936, Back & Piping Satin SA0265

DIMENSIONS

1050x950x800 mm

GSTAAD

ARMCHAIR



FUP010052AAA

MATERIALS

Seat, Piping & Back Detail Velvet VL0836
Back Fabric FB2626
Details Brushed Brass MT0028
Structure Solid Wood SW0009 Satin Open Pore

Decorative Cushion not included FTX060081AAA:
450x100x300mm, Front Velvet VL1026, Back Satin SA0262, Piping
Fabric FB2937
Decorative Cushion not included FTX060081AAB:
350x100x250mm, Front & Piping Fabric FB2937, Back Satin SA0262



DIMENSIONS

930x800x800 mm

GSTAAD II

ARMCHAIR



FUP010054AAA

MATERIALS

Seat, Piping & Back Detail Velvet VL0836
Back Fabric FB2626
Details Brushed Brass MT0028
Structure Solid Wood SW0009 Satin Open Pore

Decorative Cushion not included FTX060082AAA:
450x100x300mm, Front Velvet VL1026, Back Satin SA0262, Piping
Fabric FB2937
Decorative Cushion not included FTX060082AAB:
350x100x250mm, Front & Piping Fabric FB2937, Back Satin SA0262

DIMENSIONS

930x800x800 mm

BEIRUT NEW Product

ARMCHAIR



FUP010055AAA

MATERIALS

Back & Skirt Fabric FB3023

Seat Velvet VL0840

Structure Solid Wood SW0007 Satin Open Pore

Details Brushed Brass MT0028

DIMENSIONS

710x725x800 mm

[BACK TO INDEX](#)

PAG > 362



UPHOLSTERY

SOFAS

2022 CATALOGUE

[BACK TO INDEX](#)

VERONA

SOFA



FUP220021ABN

MATERIALS

Interior Back & Seat Fabric FB2275

Exterior Back Leather LT0319

Piping & Details Brushed Brass MT0001

Structure Solid Wood SW0011 High Gloss Close Pore

Decorative Cushions not included FTX060017AAC (x2)

500x150x500 mm, Front, Back & Piping Satin SA0264

Decorative Cushions not included FTX060017AAD (x2)

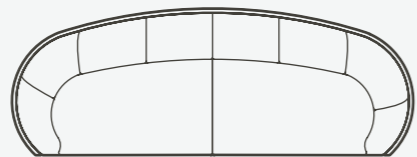
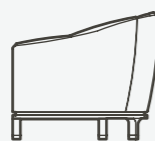
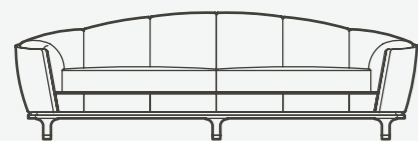
400x100x400 mm, Front & Back Fabric FB2282, Piping Satin SA0264

DIMENSIONS

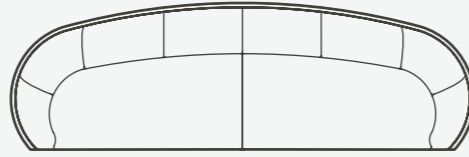
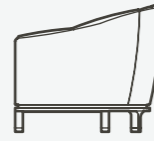
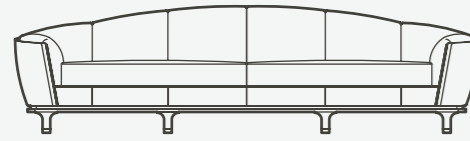
2600x950x820 mm

VERONA

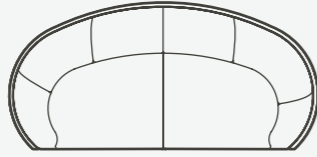
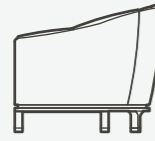
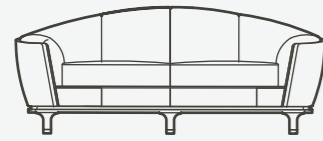
SOFA



2600x950x820 mm



3000x950x820 mm



2000x950x820 mm

DOVER

SOFA



FUP220018ABR

MATERIALS

Main & Stripes Velvet VL0836
Base Solid Wood SW0007 Satin Open Pore
Details Brushed Brass MT0028

Decorative Cushions not included FTX060031AAV (x2):
450x150x450mm – Front Fabric FB2648, Back & Piping Velvet VL0875
Decorative Cushions not included FTX060031AAW (x2):
450x150x450mm – Front Linen LI0229, Back & Piping Velvet VL0875

DIMENSIONS

2600x970x770 mm

DOVER

SOFA



2000x970x770 mm



1200x970x770 mm



2600x970x770 mm



3000x970x770 mm



2000x970x770 mm



1200x970x770 mm



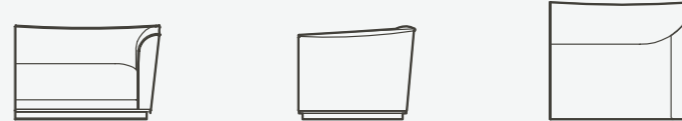
2600x970x770 mm



3000x970x770 mm



2000x970x770 mm



1200x970x770 mm



2600x970x770 mm



3000x970x770 mm

ROCKHAMPTON

SOFA



FUP220016AFI

MATERIALS

Main Velvet VL0836, Details Brushed Brass MT0028
Base Solid Wood SW0007 Satin Open Pore

Decorative Cushions not included FTX060002ABI (x2):
500x150x500 mm, Front & Back Satin SA0264
Decorative Cushions not included FTX060002ACW (x2):
500x150x500 mm, Front Fabric FB1847, Back Velvet VL0841
Decorative Cushions not included FTX060002AAW (x2):
500x150x500 mm, Front & Back Fabric FB2280

DIMENSIONS

2600x900x770 mm

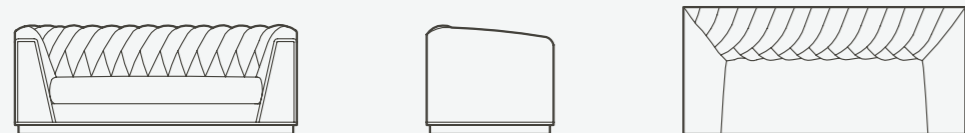


[BACK TO INDEX](#)

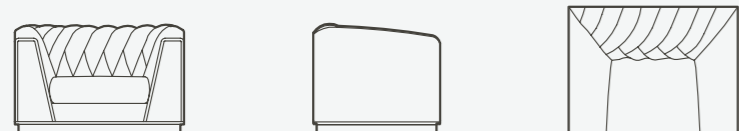
PAG > 369

ROCKHAMPTON

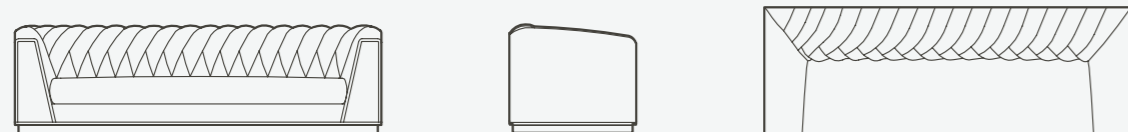
SOFA



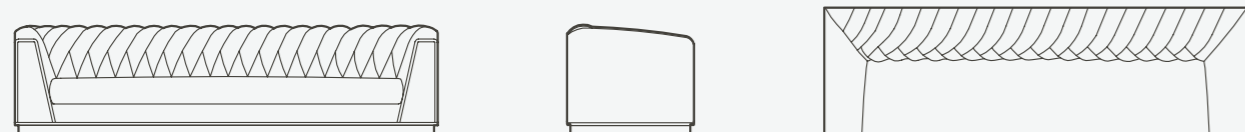
2000x900x770 mm



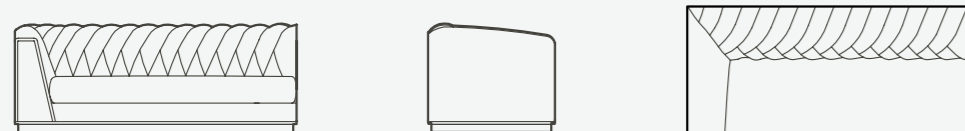
1200x900x770 mm



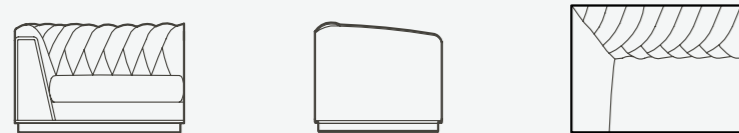
2600x900x770 mm



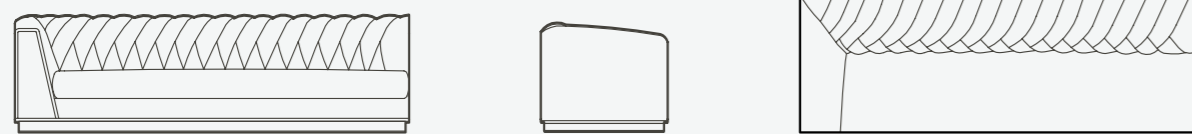
3000x900x770 mm



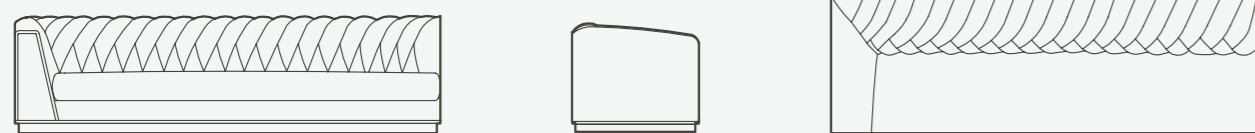
2000x900x770 mm



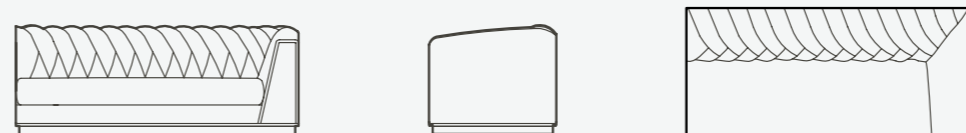
1200x900x770 mm



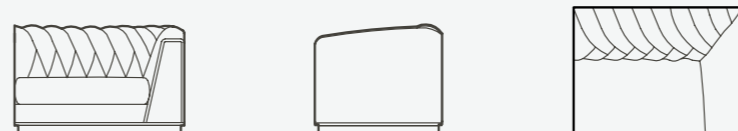
2600x900x770 mm



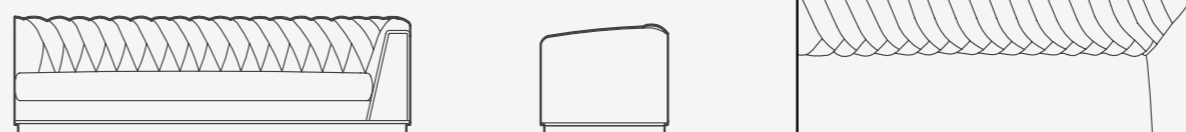
3000x900x770 mm



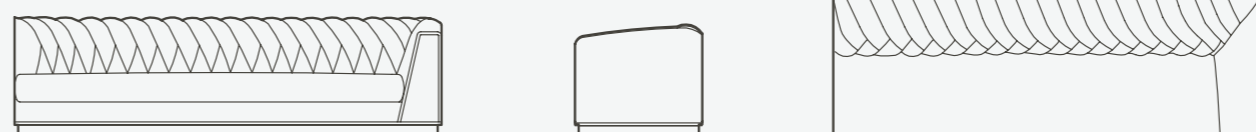
2000x900x770 mm



1200x900x770 mm



2600x900x770 mm



3000x900x770 mm

CAMBRIDGE

SOFA



FUP220017ADF

MATERIALS

Main Velvet VL0836
Detail Wood Veneer VN0050 High Gloss Close Pore
Base Brushed Brass MT0028

Decorative Cushions not included FTX060039ABO (x2):
500x150x500 mm, Front Fabric FB2412, Back Satin SA0262
Decorative Cushions not included FTX060039ABP (x2):
500x150x500 mm, Front Fabric FB2853, Back Satin SA0262

DIMENSIONS

2600x950x760 mm

[BACK TO INDEX](#)

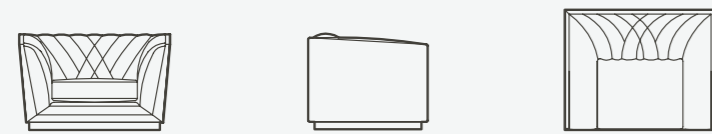
PAG > 371

CAMBRIDGE

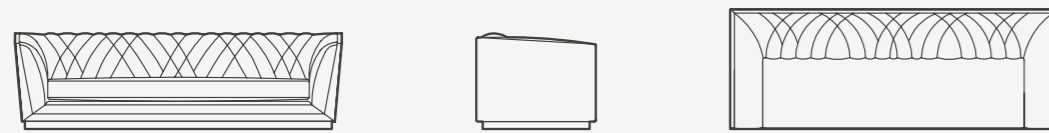
SOFA



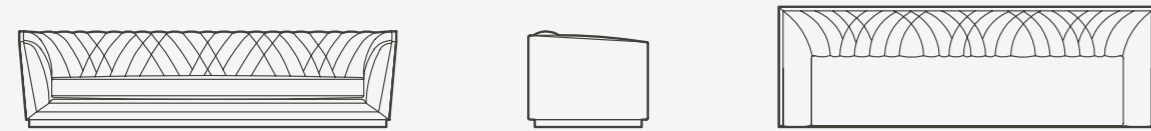
2000x950x760 mm



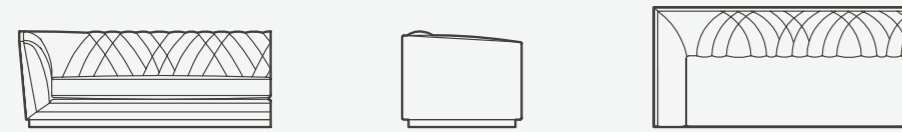
1200x950x760 mm



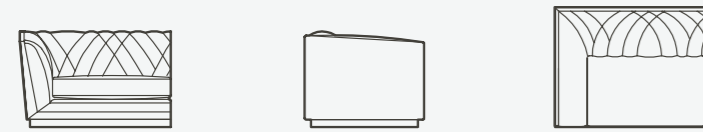
2600x950x760 mm



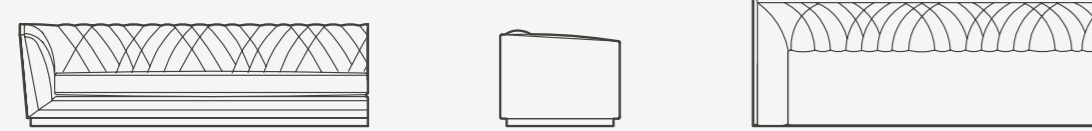
3000x950x760 mm



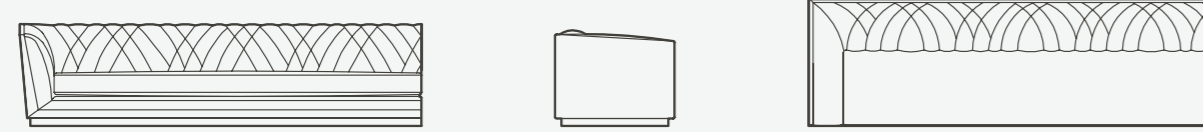
2000x950x760 mm



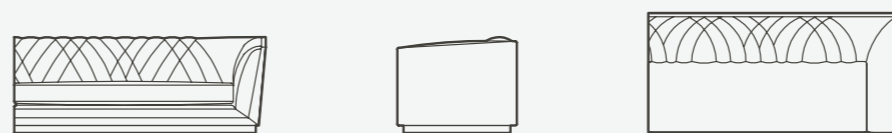
1200x950x760 mm



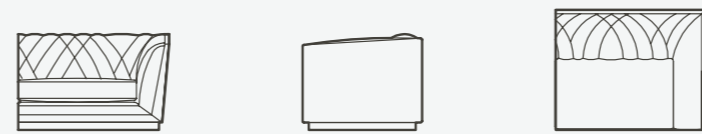
2600x950x760 mm



3000x950x760 mm



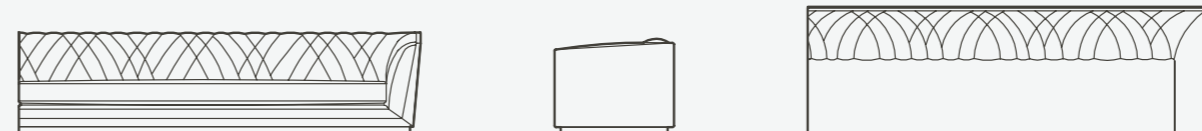
2000x950x760 mm



1200x950x760 mm



2600x950x760 mm



3000x950x760 mm

MINESOTA

SOFA



FUP220007AAK

MATERIALS

Main Velvet VL0450
Base Brushed Brass MT0028
Studs SD0010

Decorative Cushions not included FTX060013AAD (x2):
650x100x300 mm, Front & Back Fabric FB1847

DIMENSIONS

2570x1000x860 mm

MINESOTA

SOFA



2000x1000x860 mm



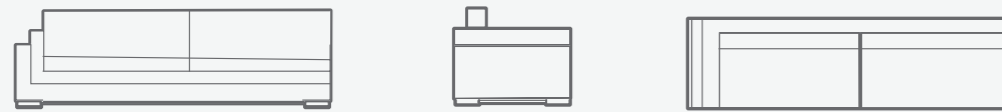
1200x1000x860 mm



2600x1000x860 mm



3000x1000x860 mm



2000x1000x860 mm



1200x1000x860 mm



2600x1000x860 mm



3000x1000x860 mm



2000x1000x860 mm



1200x1000x860 mm



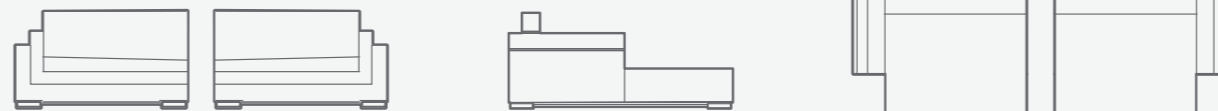
2600x1000x860 mm



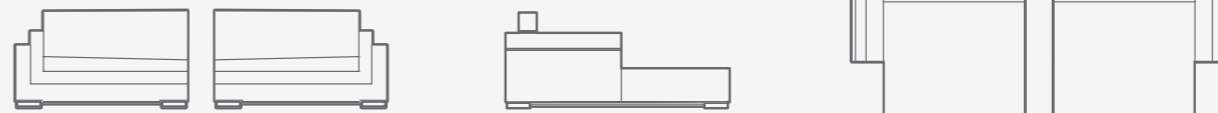
3000x1000x860 mm



1000x1000x860 mm



1200x1600x860 mm



1200x1800x860 mm



830x830x400 mm

1000x1000x400 mm

1000x700x400 mm

MOSCOW

SOFA



FUP220001AEM

MATERIALS

Main Velvet VL0836

Piping Leather LT0155

Structure Brushed Brass MT0001

Decorative Cushions not included FTX060018AAD (x4):
400x150x400 mm, Front & Back Satin SA0119, Piping Satin SA0120

DIMENSIONS

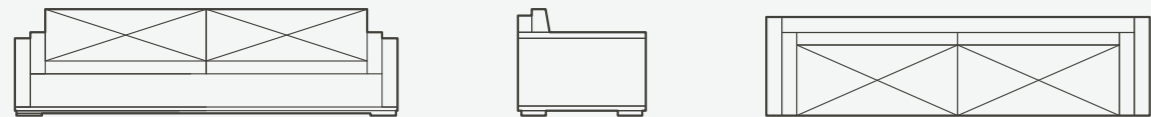
2600x990x830 mm

[BACK TO INDEX](#)

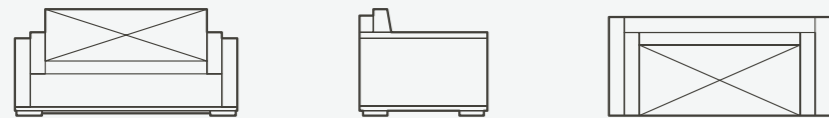
PAG > 375

MOSCOW

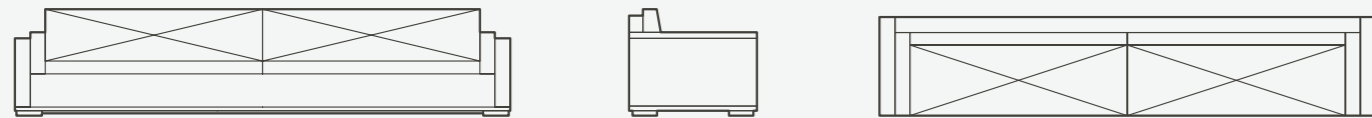
SOFA



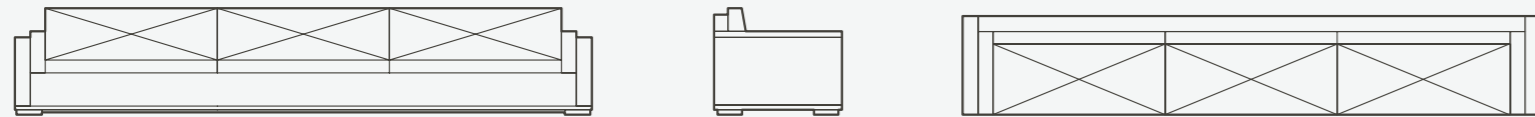
2000x990x835 mm



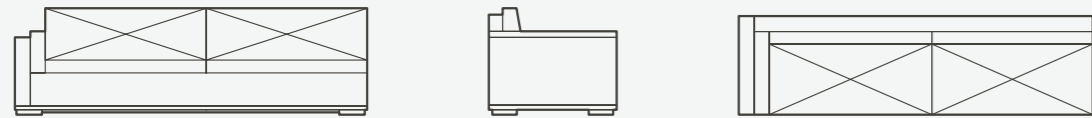
1200x990x835 mm



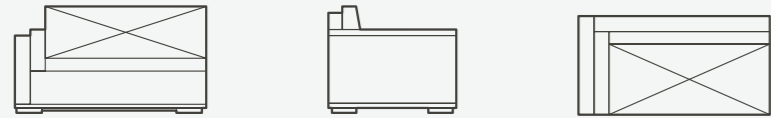
2600x990x835 mm



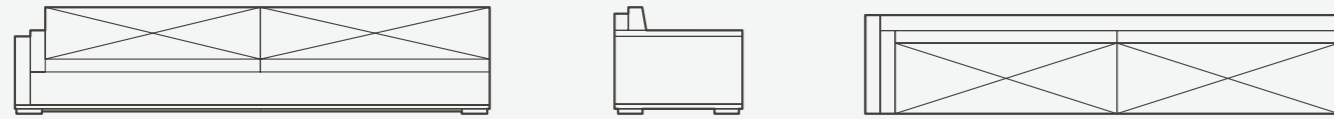
3000x990x835 mm



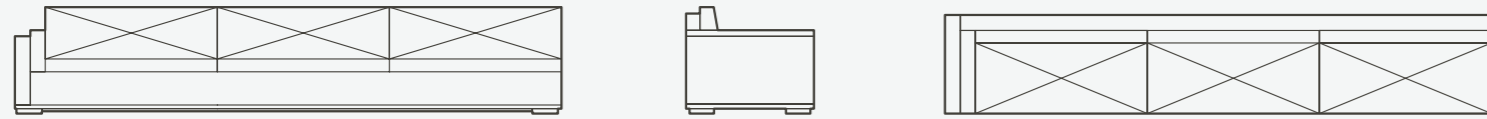
2000x990x835 mm



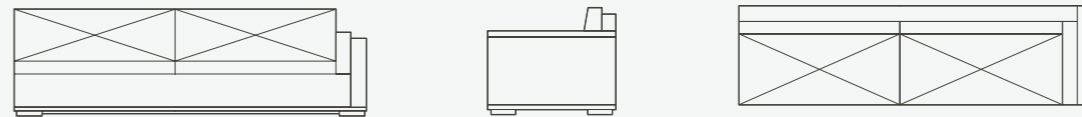
1200x990x835 mm



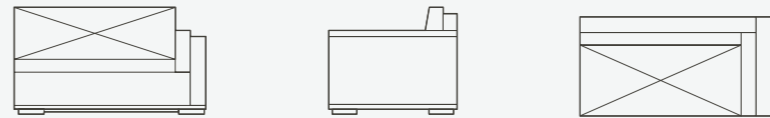
2600x990x835 mm



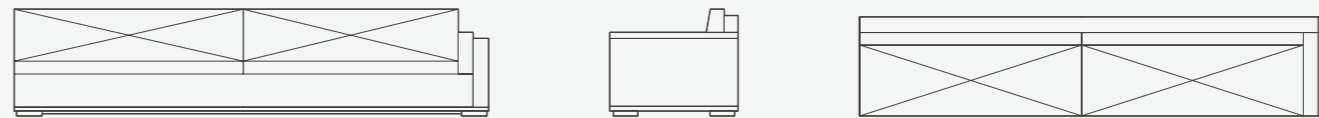
3000x990x835 mm



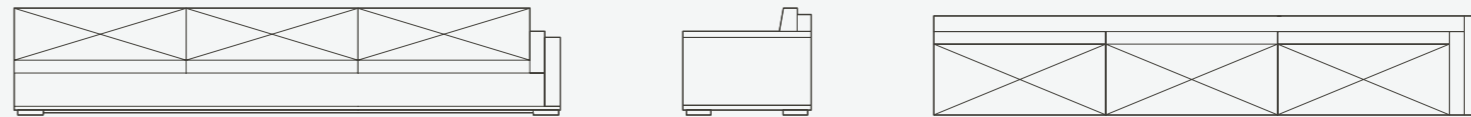
2000x990x835 mm



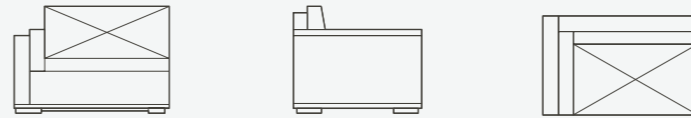
1200x990x835 mm



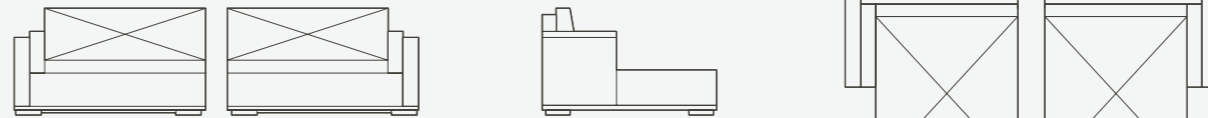
2600x990x835 mm



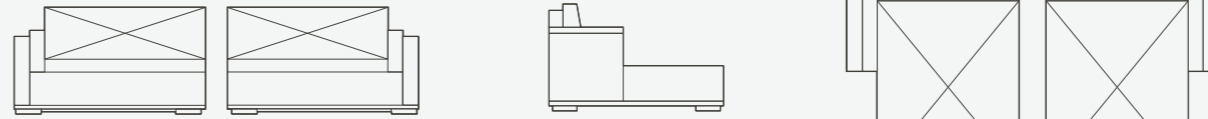
3000x990x835 mm



1000x990x835 mm



1200x1600x835 mm



1200x1800x835 mm



830x830x400 mm

1000x1000x400 mm

1000x700x400 mm

SALZBOURG

SOFA



FUP220019ABT

MATERIALS

Main Fabric FB2649
Structure Solid Wood SW0007 Satin Open Pore
Details Brushed Brass MT0028

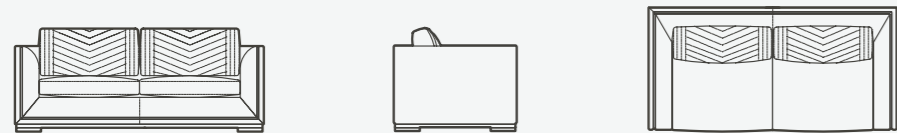
Decorative Cushions not included FTX060014AAE (x2):
500x150x500 mm, Front Fabric FB2934, Back Fabric FB2705

DIMENSIONS

2600x990x830 mm

SALZBOURG

SOFA



2000x990x830 mm



1200x990x830 mm



2600x990x830 mm



3000x990x830 mm



2000x990x830 mm



1200x990x830 mm



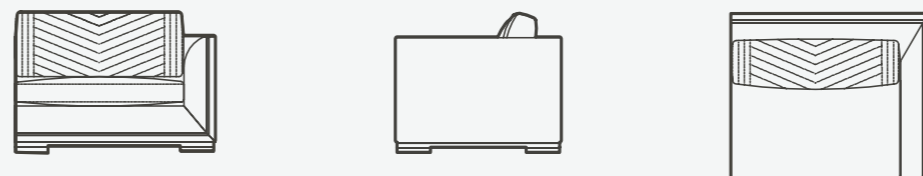
2600x990x830 mm



3000x990x830 mm



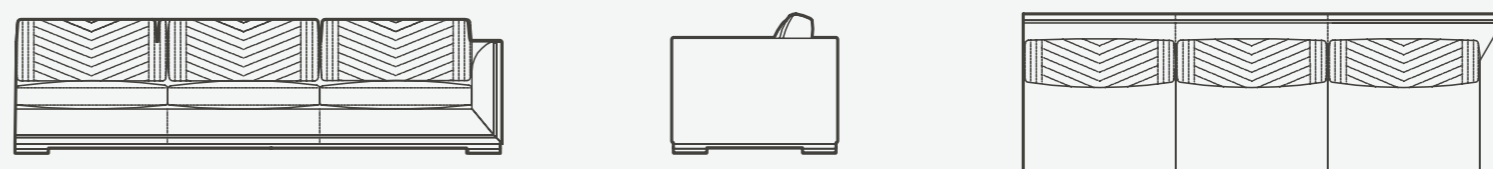
2000x990x830 mm



1200x990x830 mm



2600x990x830 mm



3000x990x830 mm

FOZ

SOFA



FUP220002AAK

MATERIALS

Main Velvet VL0839

Piping Leather LT0308

Structure Solid Wood SW0007 Satin Open Pore

Decorative Cushions not included FTX060072AAA (2x):
650x150x400mm. Front & Back Fabric FB2629



DIMENSIONS

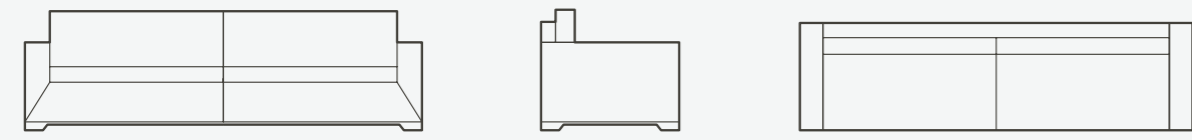
2200x1000x850 mm

[BACK TO INDEX](#)

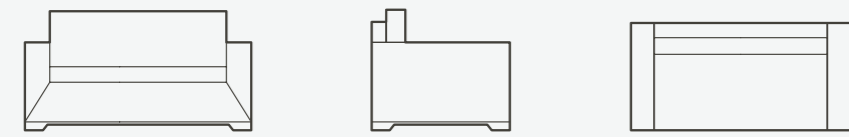
PAG > 379

FOZ

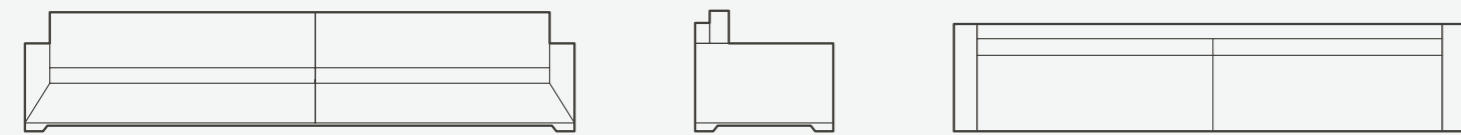
SOFA



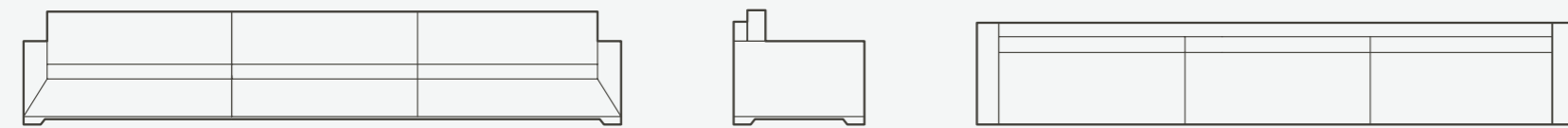
2000x1000x850 mm



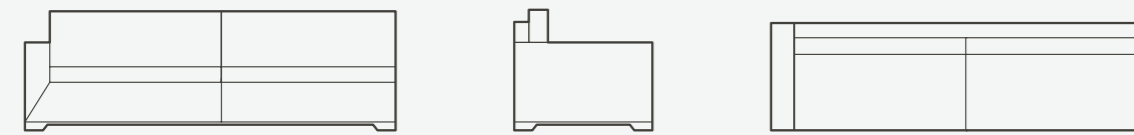
1200x1000x850 mm



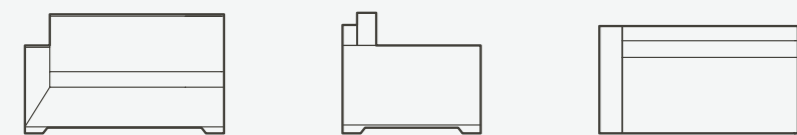
2600x1000x850 mm



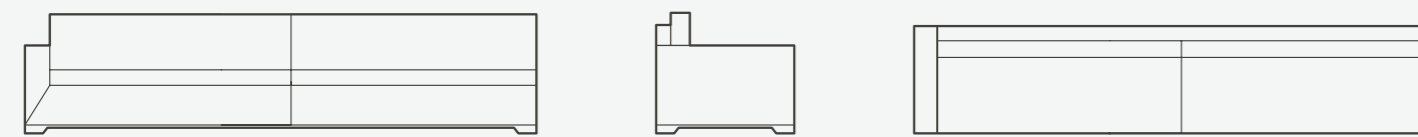
3000x1000x850 mm



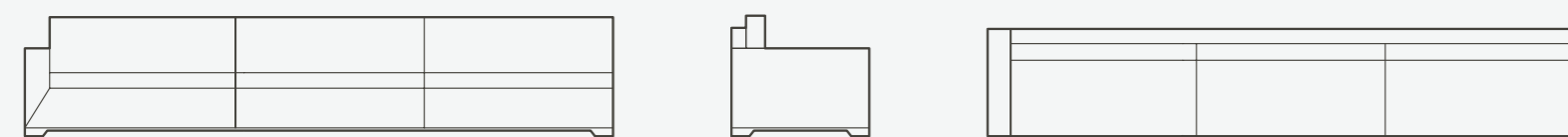
2000x1000x850 mm



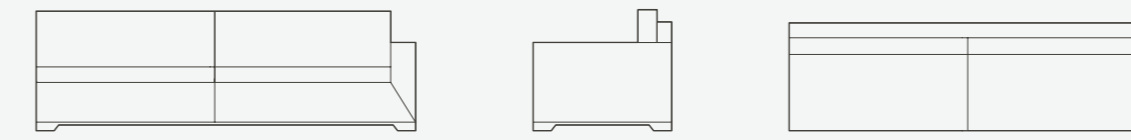
1200x1000x850 mm



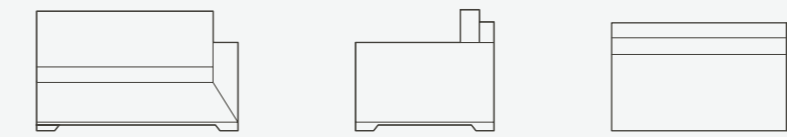
2600x1000x850 mm



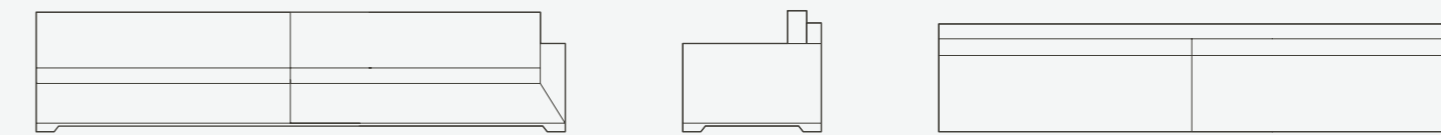
3000x1000x850 mm



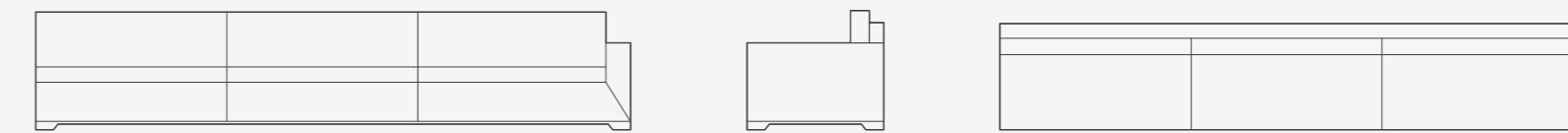
2000x1000x850 mm



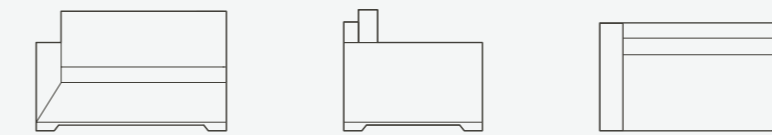
1200x1000x850 mm



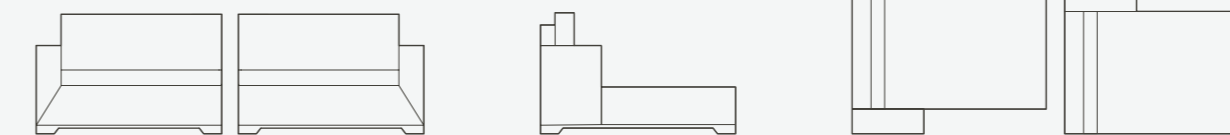
2600x1000x850 mm



3000x1000x850 mm



1000x1000x850 mm



1200x1600x835 mm



1200x1800x835 mm



830x830x400 mm

1000x1000x400 mm

1000x700x400 mm

NAPOLES

SOFA



FUP220003AAE

MATERIALS

Main Velvet VL0836
Arms Ribbon & Piping Fabric FB2626
Structure Lacquered Wood LQ0002 High Gloss
Studs SD0009

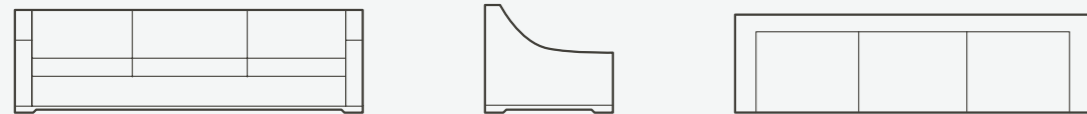
Decorative Cushions not included FTX060073AAA (x2):
500x150x500mm, Front Fabric FB2648, Back & Piping Velvet VL0875
Decorative Cushions not included FTX060073AAB (x2):
500x150x500mm, Front Linen LI0229, Back & Piping Velvet VL0875

DIMENSIONS

2210x840x830 mm

NAPOLES

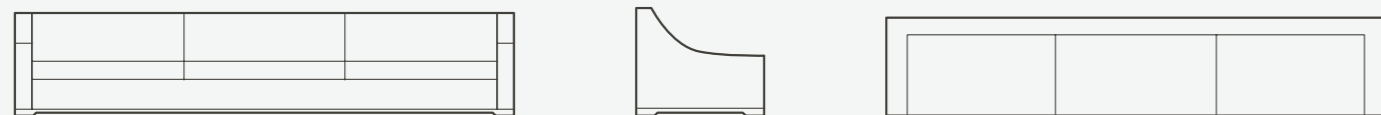
SOFA



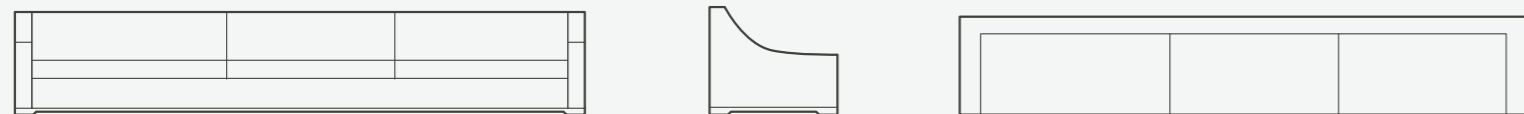
2000x1020x860 mm



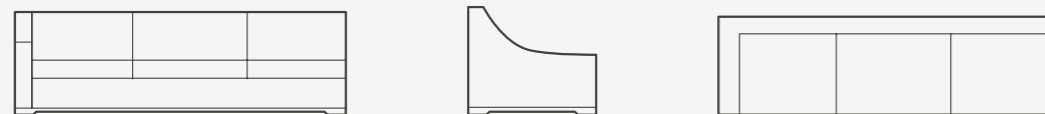
1200x1020x860 mm



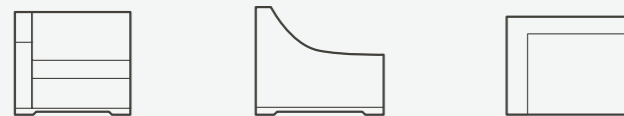
2600x1020x860 mm



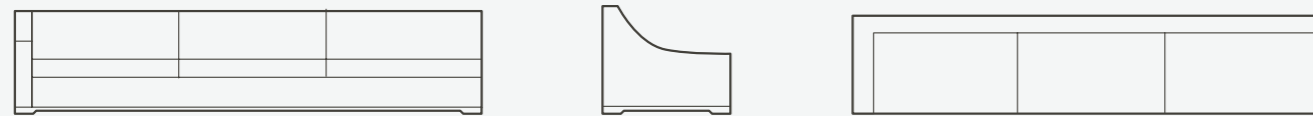
3000x1020x860 mm



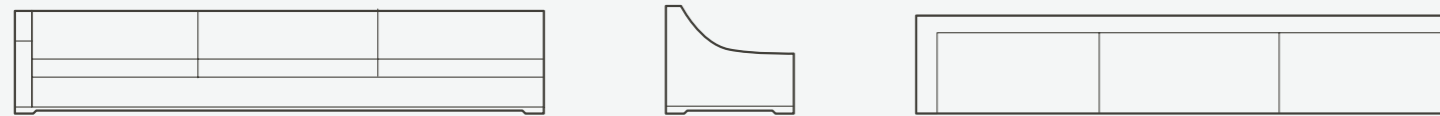
2000x1020x860 mm



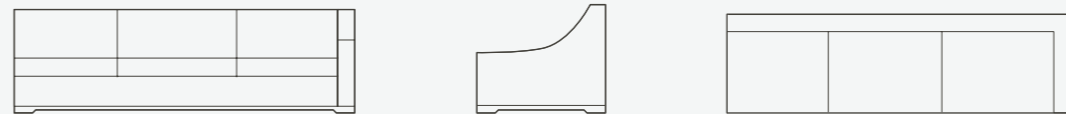
1200x1020x860 mm



2600x1020x860 mm mm



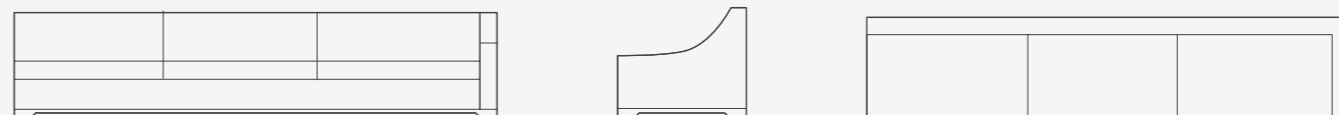
3000x1020x860 mm



2000x1020x860 mm



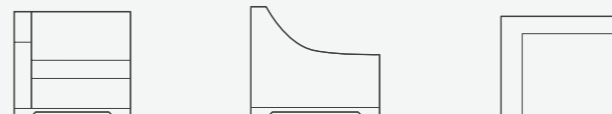
1200x1020x860



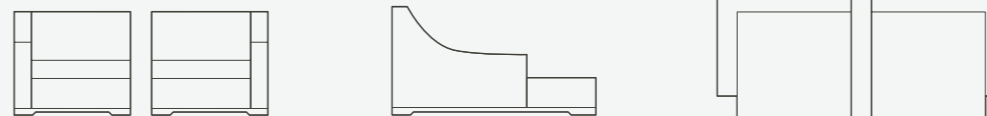
2000x1020x860 mm



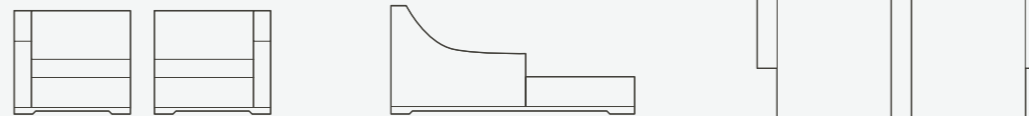
3000x1020x860 mm



1000x1020x860 mm



1200x1600x860 mm



1200x1800x860 mm



830x830x400 mm

1000x1000x400 mm

1000x700x400 mm

AUDREY

SOFA



FUP220009AAH

MATERIALS

Main Velvet VL0836

Piping Leather LT0243

Structure Solid Wood SW0007 Satin Open Pore

Decorative Cushions not included FTX060075AAA (x2):

400x150x400mm, Front Fabric FB2412, Back Satin SA0262

Decorative Cushions not included FTX060075AAC (x2):

450x150x450mm – Front Fabric FB2525, Back Satin SA0262



DIMENSIONS

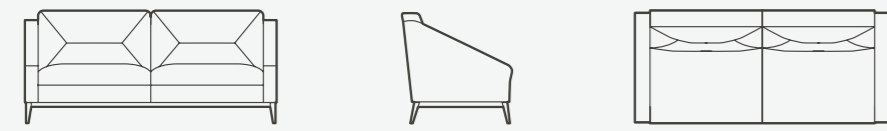
2400x880x870 mm

[BACK TO INDEX](#)

PAG > 383

AUDREY

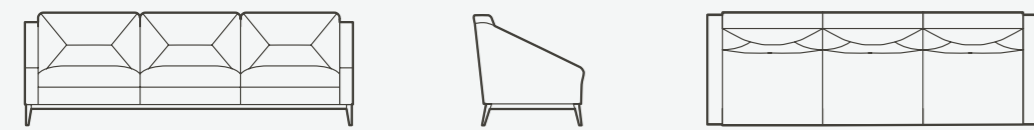
SOFA



2000x880x870 mm



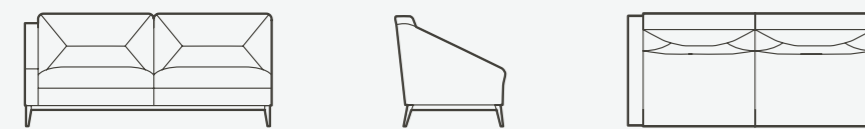
1200x880x870 mm



2600x880x870 mm



3000x880x870 mm



2000x880x870 mm



1200x880x870 mm



2600x880x870 mm



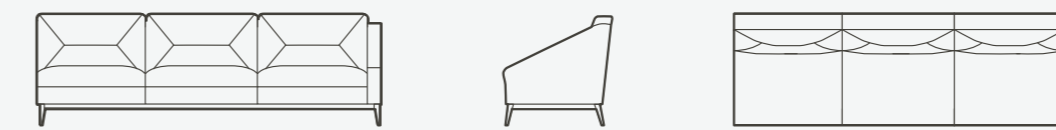
3000x880x870 mm



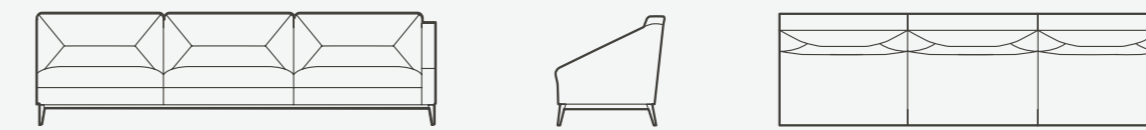
2000x880x870 mm



1200x880x870 mm



2600x880x870 mm



3000x880x870 mm

TRIBECA

SOFA



FUP220012AAC

MATERIALS

Main Fabric FB2326

Piping Satin SA0092

Structure Brushed Brass MT0001

Decorative Cushions not included FTX060028AAI (x2):

500x150x500 mm, Front & Back Satin SA0092, Piping Velvet VL0840

Decorative Cushions not included FTX060028AAJ (x2):

400x150x400 mm, Front & Piping Velvet VL0840, Back Satin SA0092



DIMENSIONS

2600x1000x850 mm

[BACK TO INDEX](#)

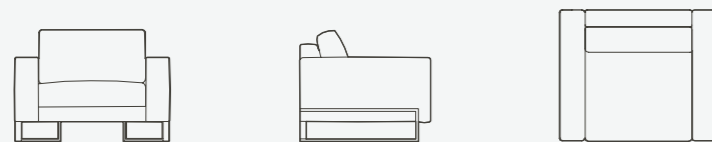
PAG > 385

TRIBECA

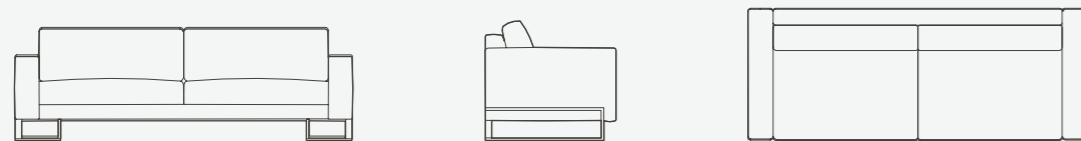
SOFA



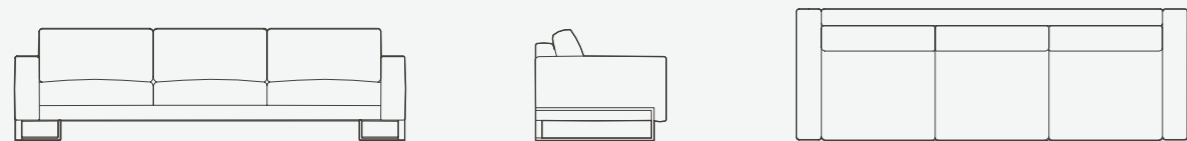
2000x1000x850 mm



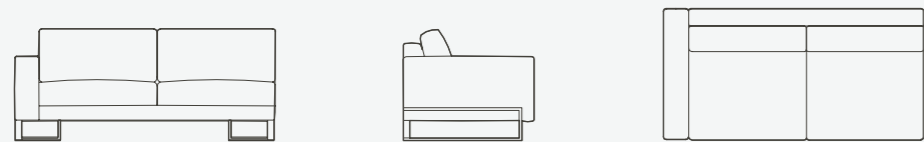
1200x1000x850 mm



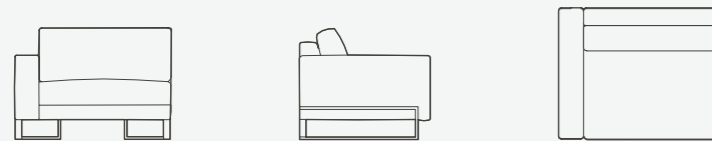
2600x1000x850 mm



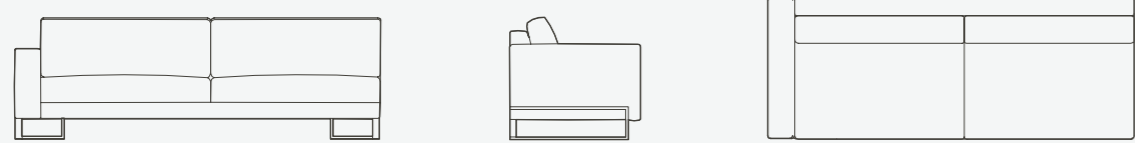
3000x1000x850 mm



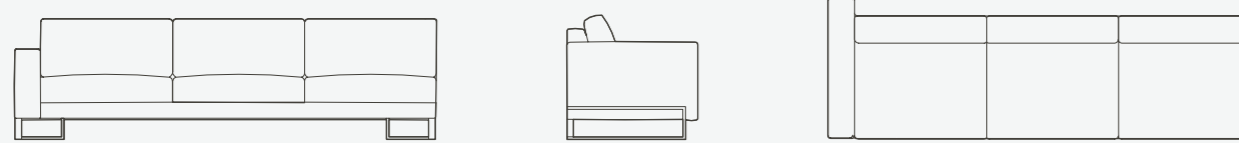
2000x1000x850 mm



1200x1000x850 mm



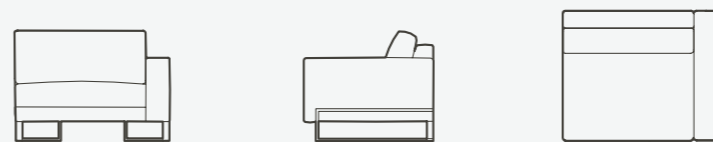
2600x1000x850 mm



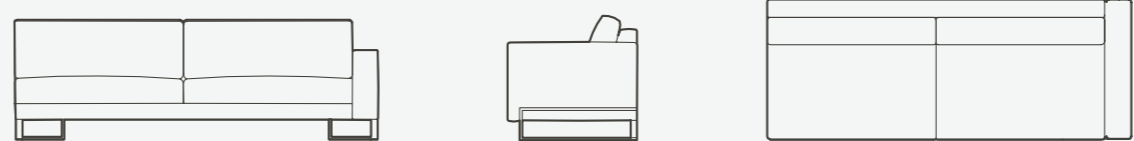
3000x1000x850 mm



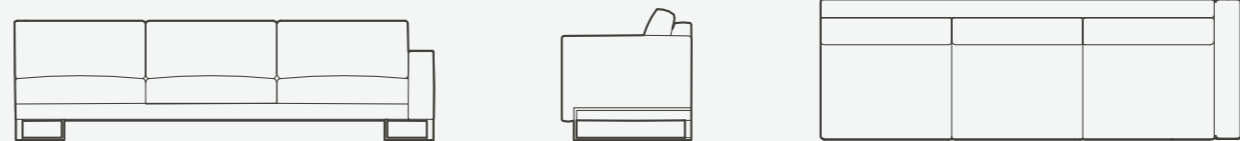
2000x1000x850 mm



1200x1000x850 mm



2600x1000x850 mm



3000x1000x850 mm

PABLO

SOFA



FUP220011AAT

MATERIALS

Main Fabric FB2325

Piping Satin SA0092

Structure Brushed Brass MT0001

Decorative Cushions not included FTX060030AAZ (x2):

500x150x500mm, Front & Back Satin SA0092, Piping Velvet VL0840

Decorative Cushions not included FTX060030ABF (x2):

400x150x400mm, Front & Piping Velvet VL0840, Back Satin SA0092

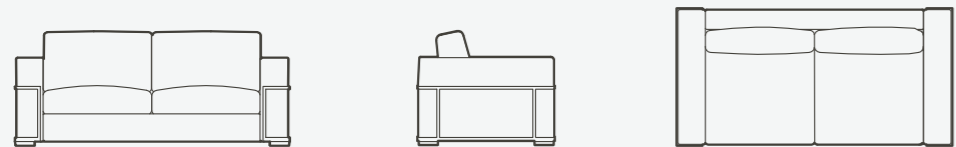


DIMENSIONS

2600x1000x830 mm

PABLO

SOFA



2000x1000x830 mm



1200x1000x830 mm



2600x1000x830 mm



3000x1000x830 mm



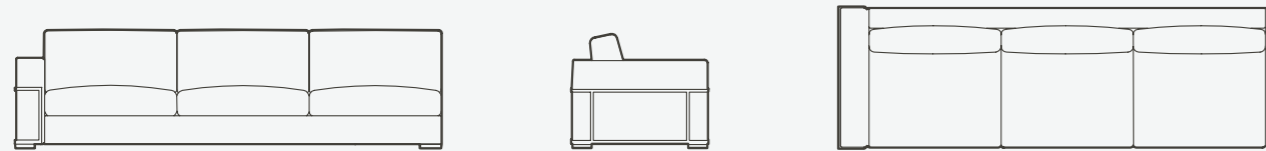
2000x1000x830 mm



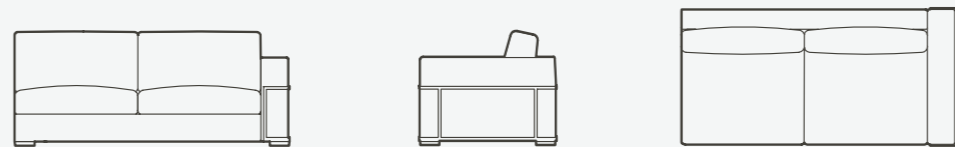
1200x1000x830 mm



2600x1000x830 mm



3000x1000x830 mm



2000x1000x830 mm



1200x1000x830 mm



2600x1000x830 mm



3000x1000x830 mm

CALIFORNIA

SOFA



FUP220005ABD

MATERIALS

Main Velvet VL0836

Structure Brushed Brass MT0028

Decorative Cushions not included FTX060009ACS (x2):
450x150x450mm, Front Fabric FB2412 & Back Satin SA0262

Decorative Cushions not included FTX060009ACT (x2):
450x150x450mm, Front Fabric FB2853 & Back Satin SA0262



DIMENSIONS

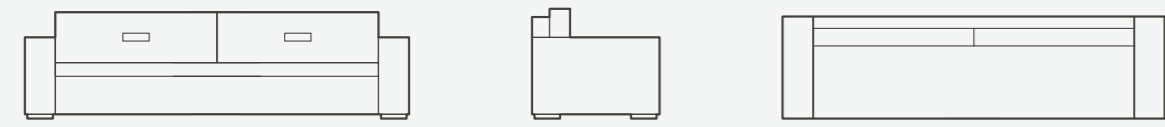
2600x1020x860 mm

[BACK TO INDEX](#)

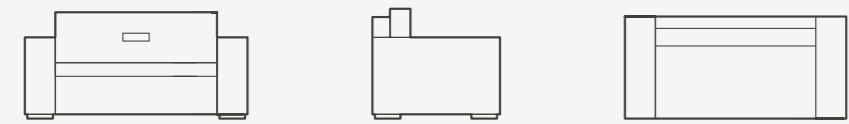
PAG > 389

CALIFORNIA

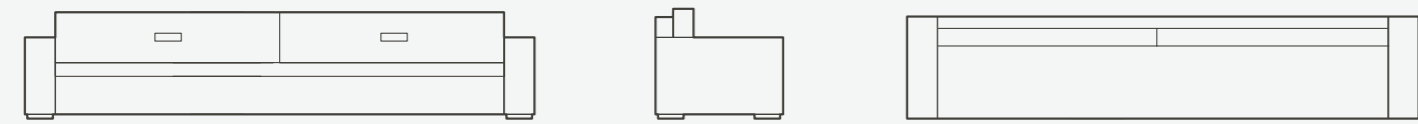
SOFA



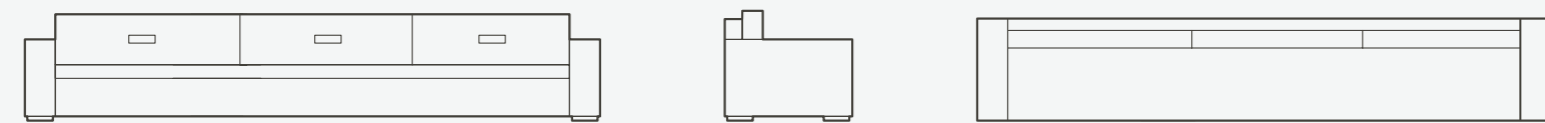
2000x1020x860 mm



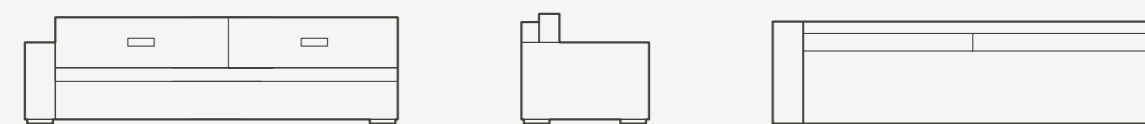
1200x1020x860 mm



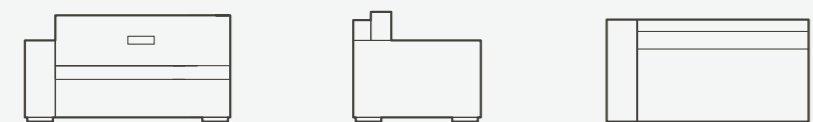
2600x1020x860 mm



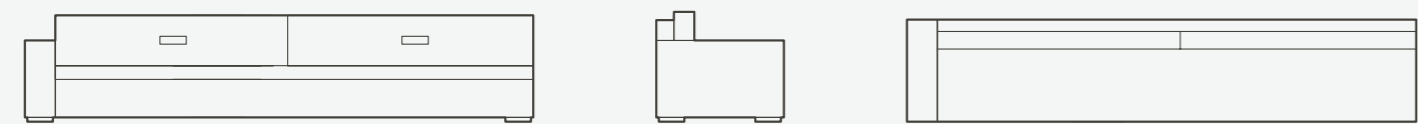
3000x1020x860 mm



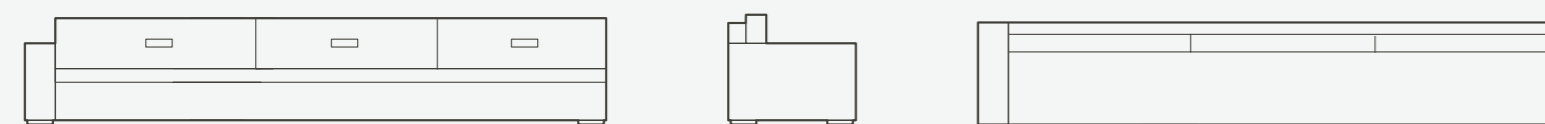
2000x1020x860 mm



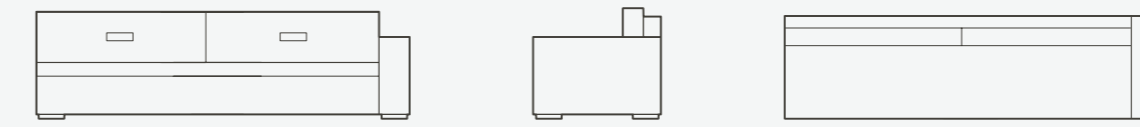
1200x1020x860 mm



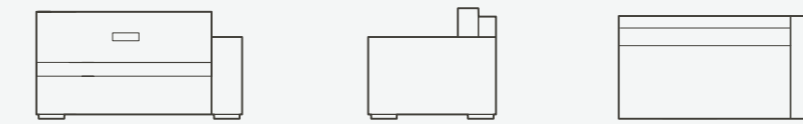
2600x1020x860 mm



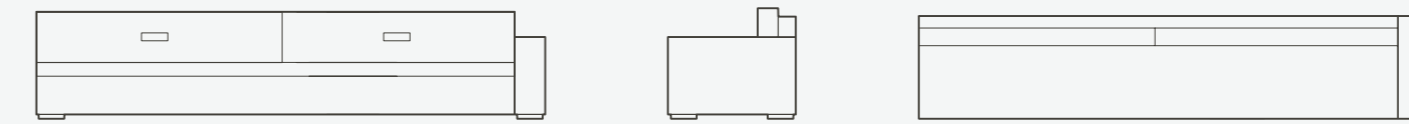
3000x1020x860 mm



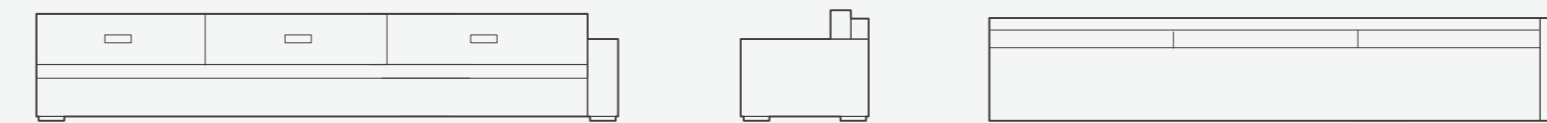
2000x1020x860 mm



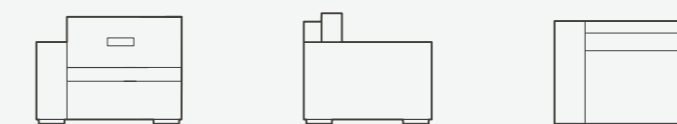
1200x1020x860 mm



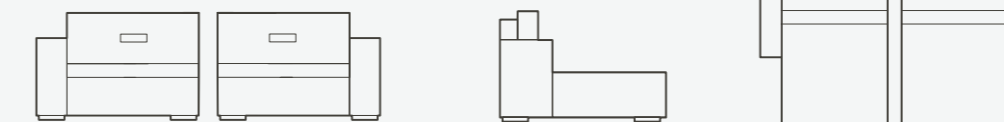
2600x1020x860 mm



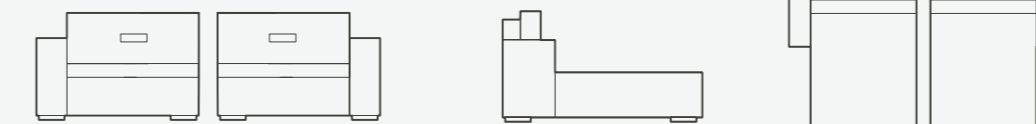
3000x1020x860 mm



1000x1020x860 mm



1200x1600x860 mm



1200x1800x860 mm



830x830x400 mm

1000x1000x400 mm

1000x700x400 mm

COMO

SOFA



FUP220020AAA

MATERIALS

Seat & Back Velvet VL0280

Base Fabric FB2277

Details Brushed Brass MT0028

Structure Solid Wood SW0007 Satin Open Pore

Decorative Cushions not included: FTX060005AEB (x2)

500x150x500 mm, Front & Back Fabric FB2278, Piping Trimming TM0001

Decorative Cushions not included: FTX060005AEC (x2)

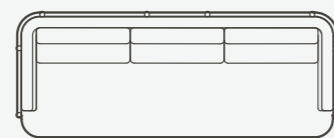
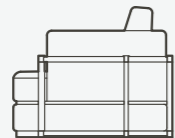
500x150x500 mm, Front & Back Fabric FB2279, Piping Trimming TM0001

DIMENSIONS

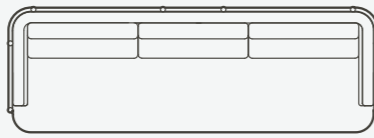
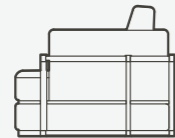
2600x1015x800 mm

COMO

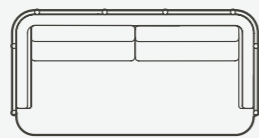
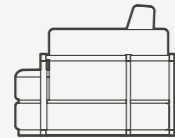
SOFA



2600x1015x800 mm



3000x1015x800 mm



2000x1015x800 mm

SOUTH LOOP

SOFA



FUP220013ACI

MATERIALS

Main Fabric FB2917
Details Brushed Brass MT0028

Decorative Cushions not included FTX060024AAI (x2):
400x150x400mm, Front Fabric FB2412, Back Satin SA0262

Decorative Cushions not included FTX060024AAJ (x2):
500x150x500mm, Front Fabric FB2525, Back Satin SA0262



DIMENSIONS

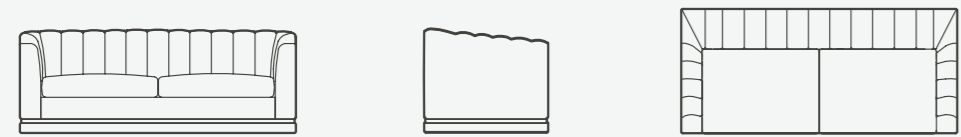
2200x900x800 mm

[BACK TO INDEX](#)

PAG > 393

SOUTH LOOP

SOFA



2000x900x800 mm



1200x900x800 mm



2600x900x800 mm



3000x900x800 mm



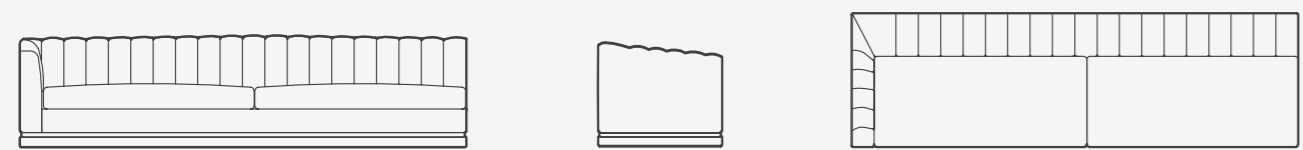
2000x900x800 mm



1200x900x800 mm



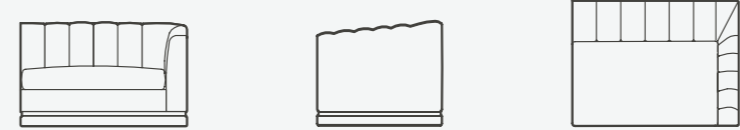
2600x900x800 mm



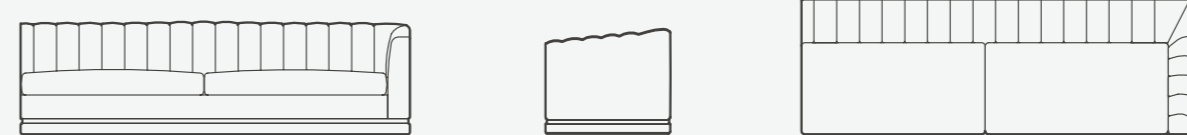
3000x900x800 mm



2000x900x800 mm



1200x900x800 mm



2600x900x800 mm



3000x900x800 mm

LORETO I

SOFA



FUP220014ACY

MATERIALS

Main Fabric FB2275
Base Wood Veneer VN0050 High Gloss Close Pore
Details Brushed Brass MT0028

Decorative Cushions not included FTX060001ACB (x2):
500x150x500 mm, Front Silk SE0200, Back Velvet VL0873
Decorative Cushions not included FTX060001ACC (x2):
500x150x500 mm, Front Silk SE0199, Back Velvet VL0873

DIMENSIONS

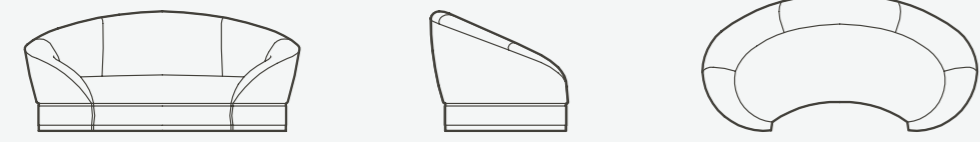
2600x1000x870 mm

[BACK TO INDEX](#)

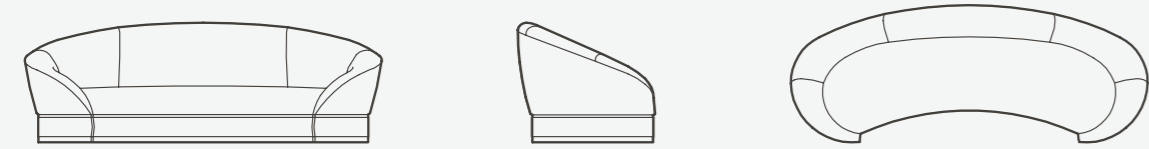
PAG > 395

LORETO I

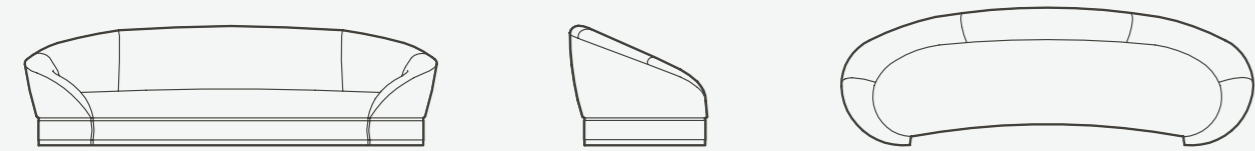
SOFA



2000x1000x870 mm



2600x1000x870 mm



3000x1000x870 mm

AREZZO

SOFA



FUP220015AAM

MATERIALS

Main Fabric FB2643
Base Leather LT0155
Details Brushed Brass MT0028

Decorative Cushions not included FTX060029AAM (x2):
500x150x500 mm, Front & Back Satin SA0265, Piping Leather LT0155
Decorative Cushions not included FTX060029AAN (x4):
500x150x500 mm, Front Linen LI0228, Back Satin SA0265, Piping
Leather LT0155

DIMENSIONS

2600x1000x850 mm

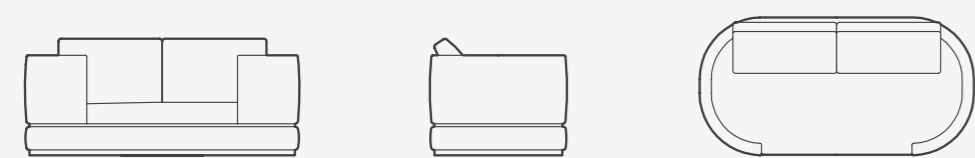


[BACK TO INDEX](#)

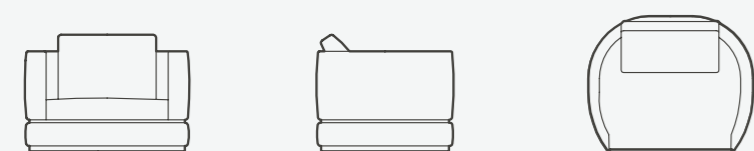
PAG > 397

AREZZO

SOFA



2000x1000x850 mm



1200x1000x850 mm



2600x1000x850 mm



3000x1000x850 mm

VENICE

SOFA



FUP220022ADP

MATERIALS

Interior Back, Seat & Piping Fabric FB2275
Exterior Back Leather LT0319
Details Brushed Brass MT0001
Structure Wood Veneer VN0028 Satin Open Pore

Decorative Cushions not included FTX060027AAA (x2)
500x150x500 mm, Front, Back & Piping Satin SA0264
Decorative Cushions not included FTX060027AAC (x2)
400x150x400 mm, Front & Back Fabric FB2282, Piping Satin SA0264



DIMENSIONS

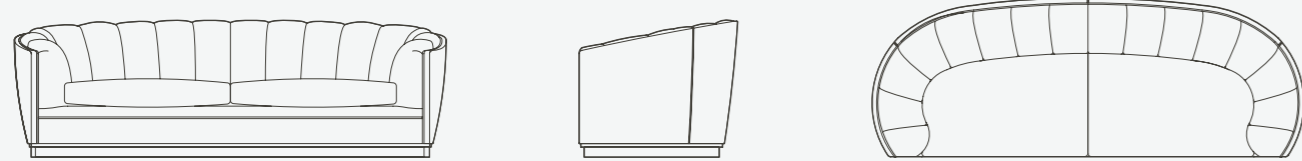
2600x950x820 mm

[BACK TO INDEX](#)

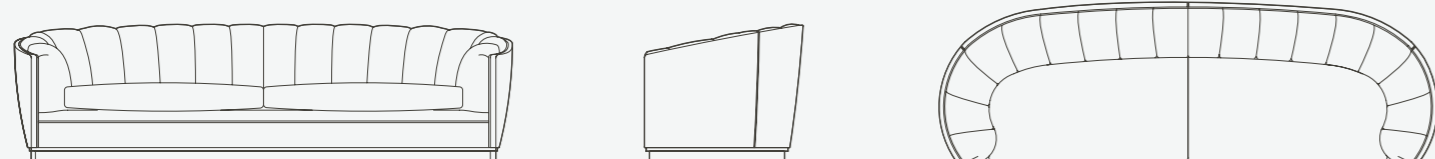
PAG > 399

VENICE

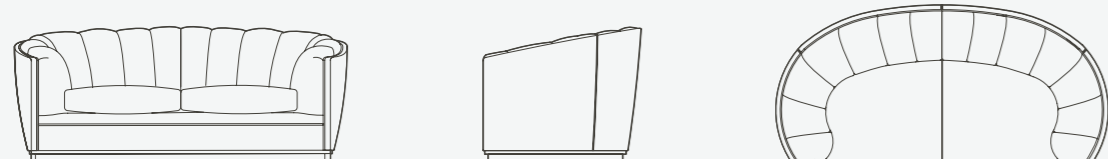
SOFA



2600x950x820 mm



3000x950x820 mm



2000x950x820 mm

WINDSOR

SOFA



FUP220010AAE

MATERIALS

Main Fabric FB2702

Details Satin SA0295

Base Brushed Brass MT0001

Decorative Cushions not included FTX060076AAA (x2):
400x150x400mm, Front & Back Fabric FB2278, Piping Trimming
TM0001

Decorative Cushions not included FTX060076AAB (x2):
400x150x400mm, Front & Back Fabric FB2279, Piping Trimming
TM0001



DIMENSIONS

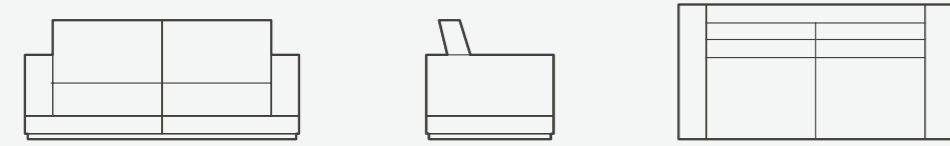
2000x950x850 mm

[BACK TO INDEX](#)

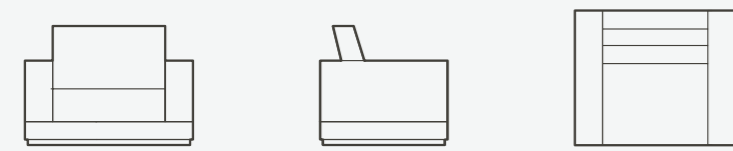
PAG > 401

WINDSOR

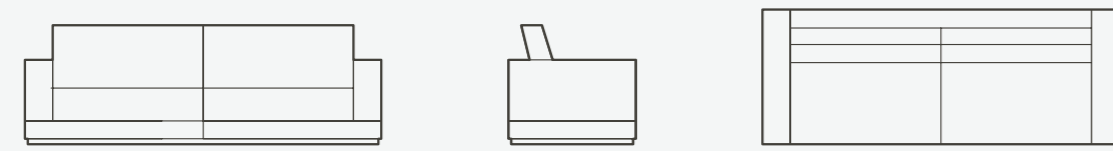
SOFA



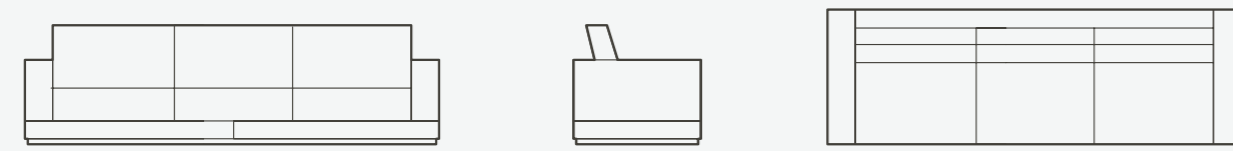
2000x950x850 mm



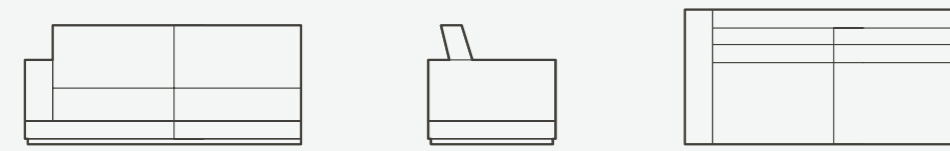
1200x950x850 mm



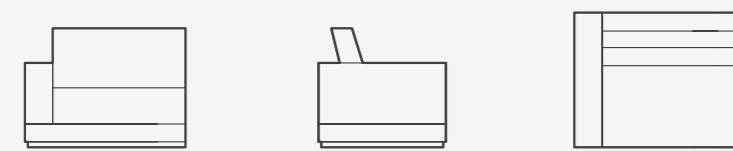
2600x950x850 mm



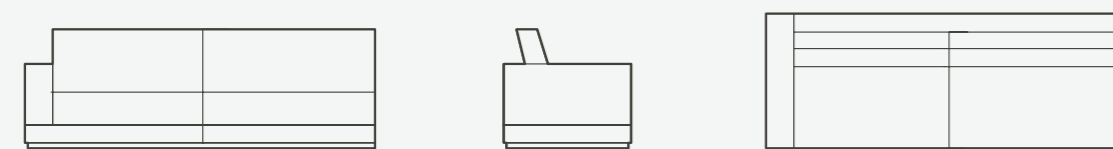
3000x950x850 mm



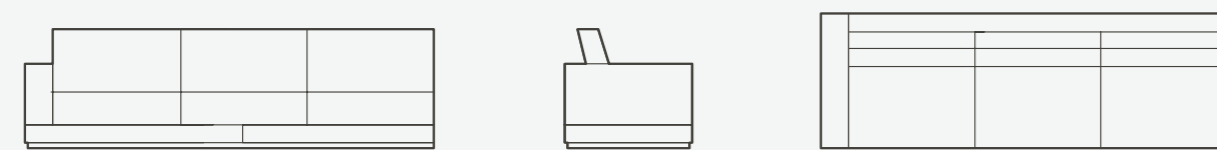
2000x950x850 mm



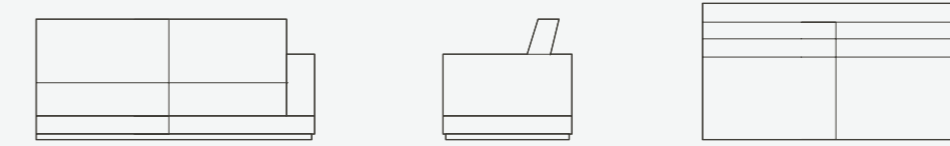
1200x950x850 mm



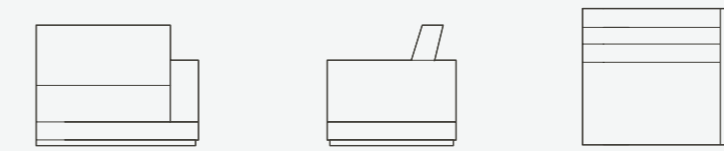
2600x950x850 mm



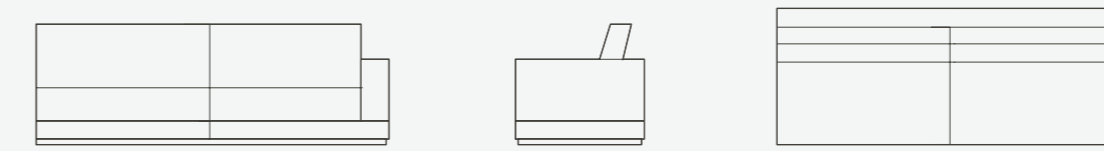
3000x950x850 mm



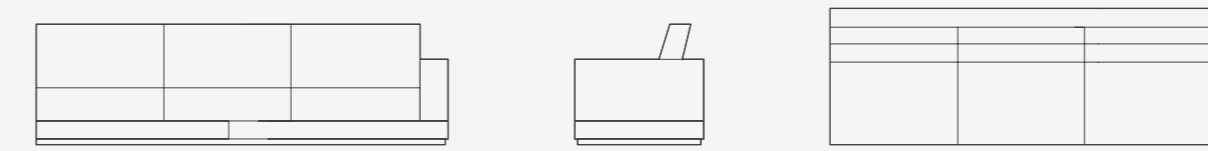
2000x950x850 mm



1200x950x850 mm



2600x950x850 mm



3000x950x850 mm

VERDI

SOFA



FUP220008AAV

MATERIALS

Main Linen LI0193
Piping Satin SA0295
Details Brushed Brass MT0028
Studs SD0009

Decorative Cushions not included FTX060074AAB (x2):
400x100x200mm, Front Fabric FB2410, Back Velvet VL0769



DIMENSIONS

1200x730x790 mm

[BACK TO INDEX](#)

PAG > 403

ROME

SOFA



FUP220025AAM

MATERIALS

Exterior Back & Skirt Velvet VL0768, Interior Back & Seat Linen LI0193, Sides Wood Veneer VN0028 Satin Open Pore, Sides Inlay Lacquered Rattan LQ0021 Satin, Base Brushed Brass MT0028

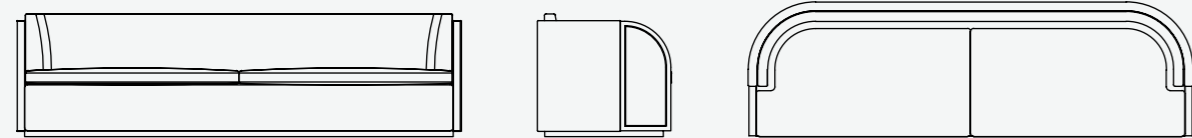
Decorative Cushions not included FTX060042AAA (x2):
500x150x500 mm, Front Fabric FB2409, Back Velvet VL0769
Decorative Cushions not included FTX060042AAB (x2):
500x150x500 mm, Front Fabric FB2410, Back Velvet VL0769
Decorative Cushions not included FTX060042AAC (x2):
500x150x500 mm, Front Fabric FB2411, Back Velvet VL0769

DIMENSIONS

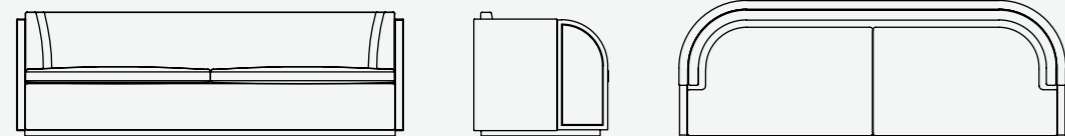
2600x900x840 mm

ROME

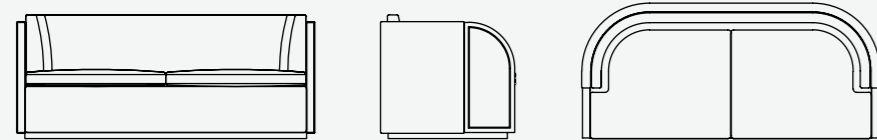
SOFA



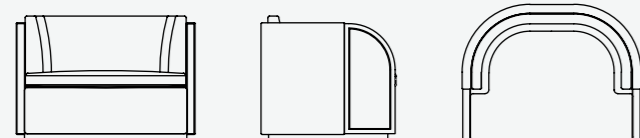
3000x900x840 mm



2600x900x840 mm



2000x900x840 mm



1200x900x840 mm

UDAIPUR

SOFA



FUP220028AAA

MATERIALS

Main Velvet VL0632, Details Brushed Brass MT0028
Sides Wood Veneer VN0161 Satin Open Pore

Decorative Cushions not included FTX060044AAA (x4):
500x150x500 mm, Front Fabric FB2417, Back Satin SA0260, Piping
Leather Trimming TM0003 | Decorative Cushions not included
FTX060044AAB (x4): 500x150x500 mm, Front Fabric FB2282, Back
Satin SA0260, Piping Leather Trimming TM0003 | Decorative
Cushions not included FTX060044AAC (x4): 500x150x500 mm, Front
Velvet VL0759, Back Satin SA0260, Piping Leather Trimming TM0003

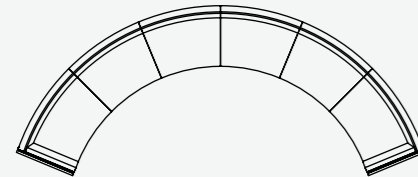


DIMENSIONS

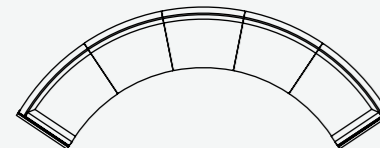
4300x1550x780 mm

UDAIPUR

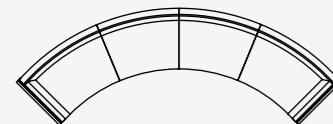
SOFA



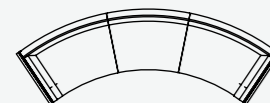
5400x2250x780 mm



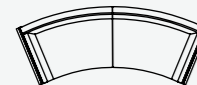
4950x1900x780 mm



4300x1550x780 mm



3480x1250x780 mm



2540x1030x780 mm

BUCHAREST

SOFA



FUP220027AAA

MATERIALS

Main Fabric FB2306
Structure Solid Wood SW0007 Satin Open Pore
Caps & Details Brushed Brass MT0028

Decorative Cushions not included FTX060048AAA (x2):
500x150x500 mm, Front, Back & Piping Velvet VL0773

DIMENSIONS

1400x750x780 mm

LORETO II

SOFA



FUP220026AAO

MATERIALS

Main Velvet VL0841

Piping & Skirt Leather LT0155

Base & Detail Brushed Brass MT0028

Decorative Cushions not included FTX060049AAG (x2):
450x100x450 mm, Front Fabric FB2798, Back Satin SA0262, Piping
Leather LT0155

DIMENSIONS

1600x880x870 mm

KANSAS

SOFA



FUP220006AAI

MATERIALS

Interior & Decorative Cushions Fabric FB2649
Exterior & Piping Velvet VL0839
Structure Solid Wood SW0007 Satin Open Pore

DIMENSIONS

Ø1190x670 mm

[BACK TO INDEX](#)

PAG > 410

HALKI

SOFA



FUP220029AAH

MATERIALS

Exterior Velvet VL0836, Interior Back & Seat Fabric FB2626, Base Wood Veneer VN0028 Satin Open Pore
Details Brushed Brass MT0028

Decorative Cushions not included FTX060058AAA (x2):
500x150x500 mm, Front Fabric FB2630, Back Satin SA0265
Decorative Cushions not included FTX060058AAB (x2):
500x150x500 mm, Front Fabric FB2741, Back Satin SA0265
Decorative Cushions not included FTX060058AAC (x2):
500x150x500 mm, Front Fabric FB2742, Back Satin SA0265



DIMENSIONS

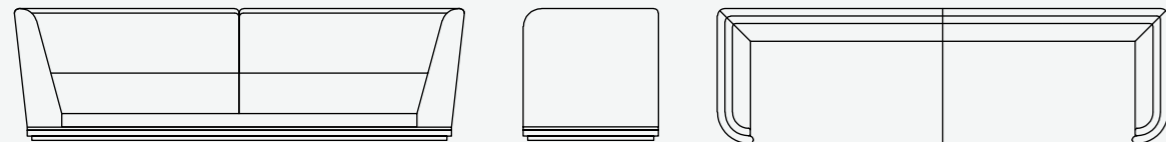
2600x900x880 mm

[BACK TO INDEX](#)

PAG > 411

HALKI

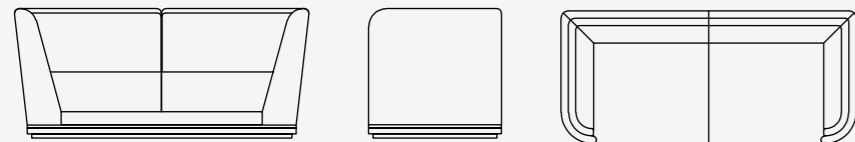
SOFA



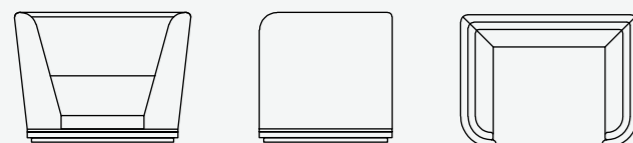
3000x900x880 mm



2600x900x880 mm



2000x900x880 mm



1200x900x880 mm

CAIRO

SOFA



FUP220030AAA

MATERIALS

Main Fabric FB2649
Structure Solid Wood SW0007 Satin Open Pore
Details Brushed Brass MT0028

Decorative Cushions not included FTX060056AAE (x2):
500x150x400 mm, Front Fabric FB2628, Back Velvet VL0839
Decorative Cushions not included FTX060056AAC (x2):
500x150x400 mm, Front Fabric FB2745, Back Velvet VL0839

DIMENSIONS

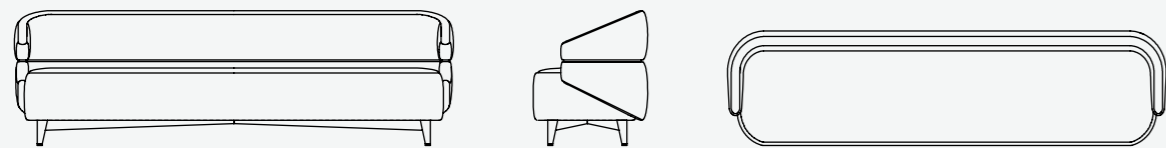
2600x730x800 mm

[BACK TO INDEX](#)

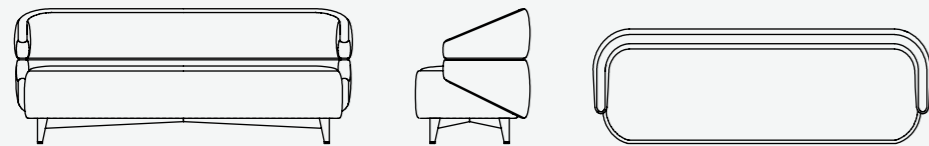
PAG > 413

CAIRO

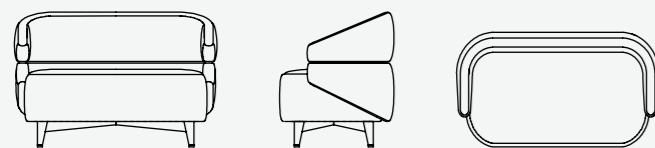
SOFA



2600x730x800 mm



2000x730x800 mm



1200x730x800 mm

MILAN

SOFA



FUP220032AAA

MATERIALS

Seat & Back Fabric FB2627, Piping & Skirt Velvet VL0870
Exterior Back Detail Fabric FB2678
Structure Solid Wood SW0009 Satin Open Pore
Base Solid Wood SW0007 Satin Open Pore
Details Brushed Brass MT0028

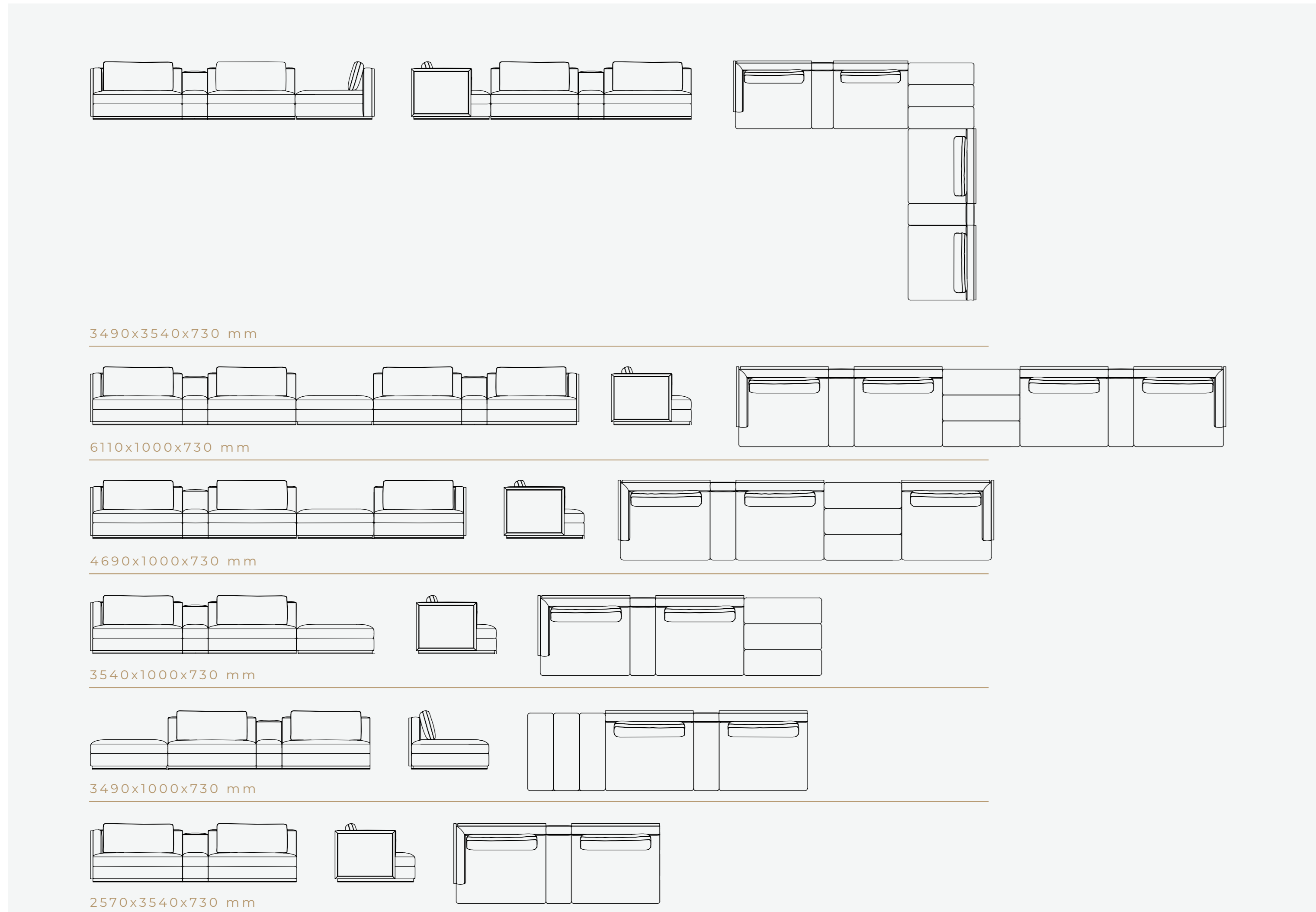
Decorative Cushions not included FTX060057AAA (x4):
700x150x300 mm, Front, Back & Piping Velvet VL0841
Decorative Cushions not included FTX060057AAB (x4):
500x100x250 mm, Front Fabric FB2629, Back & Piping Velvet VL0841

DIMENSIONS

3490x3540x730 mm

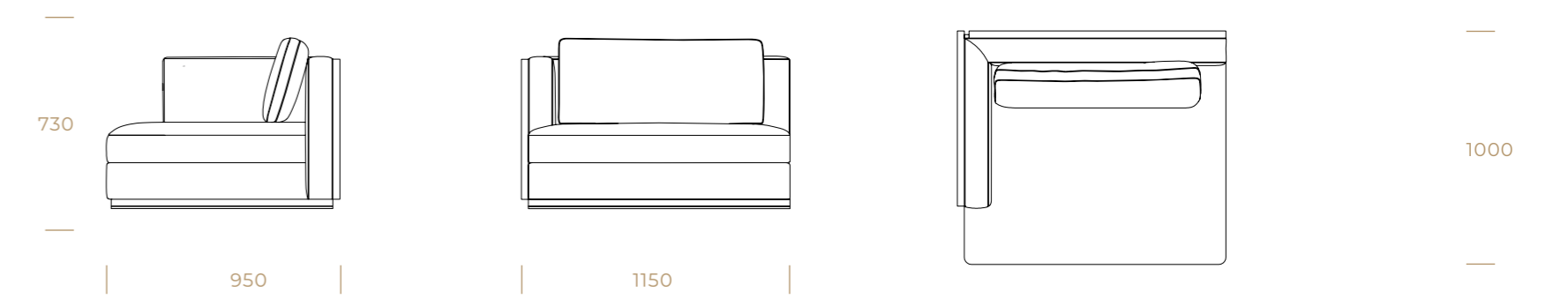
MILAN

SOFA



MODULES DIMENSIONS

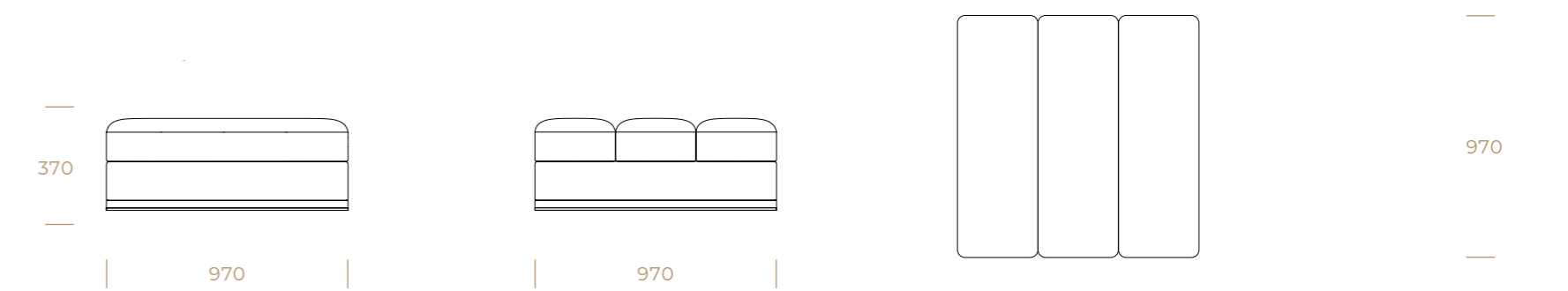
WITH ARM / DIM.: 1150x1000x730 mm



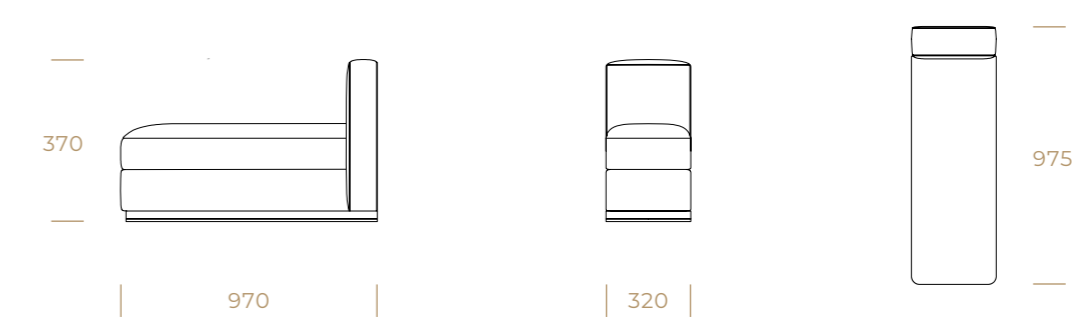
WITHOUT ARMS / DIM.: 1100x1000x730 mm



BENCH / DIM.: 970x970x360 mm



DIVIDER / DIM.: 320x970x610 mm



MILOS

SOFA



FUP220031AAO

MATERIALS

Seat Velvet VL0870, Back Fabric FB2661
Piping & Decorative Cushions Piping Leather Trimming TM0009
Decorative Cushions Velvet VL0870 - 3 units
Structure Wood Veneer VN0028 Satin Open Pore
Details Brushed Brass MT0028

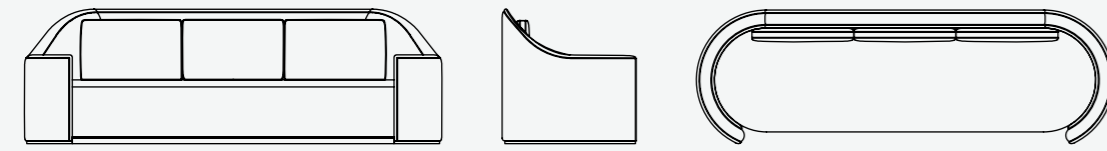
Decorative Cushions not included FTX060061AAA (x2):
600x150x300mm, Front Silk SE0200, Back Velvet VL0873
Decorative Cushions not included FTX060061AAH (x2):
450x100x250mm, Front Silk SE0199, Back Velvet VL0873

DIMENSIONS

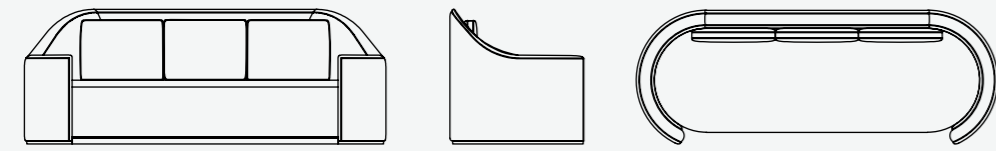
2600x960x970 mm

MILOS

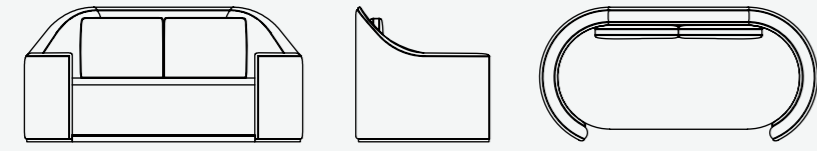
SOFA



3000x960x970 mm



2600x960x970 mm



2000x960x970 mm

UDAIPUR II

SOFA



FUP220040AAA

MATERIALS

Main Fabric FB2626
Details Brushed Brass MT0028
Sides Wood Veneer VN0128 High Gloss Close Pore

Decorative Cushions not included FTX060068AAA (x2): 500x150x500 mm, Front & Back Fabric FB0308

Decorative Cushions not included FTX060068AAB (x2): 500x150x500 mm, Front & Back Fabric FB2867



DIMENSIONS

2370x800x780 mm

HIDDEN HILLS

SOFA



FUP220039AAD

MATERIALS

Main Fabric FB2649
Skirt & Exterior Back Velvet VL0836
Table Top Stone ST0019
Table Top Detail Wood Veneer VN0028 Satin Open Pore
Base Solid Wood SW0007 Satin Open Pore
Details Brushed Brass MT0028

Decorative Cushions not included FTX060067AAN (x3):
700x150x300 mm, Front & Back Velvet VL0841, Piping Velvet VL0836
Decorative Cushions not included FTX060067AAO (x3):
500x100x250 mm, Front & Back Fabric FB2853, Piping Velvet VL0836

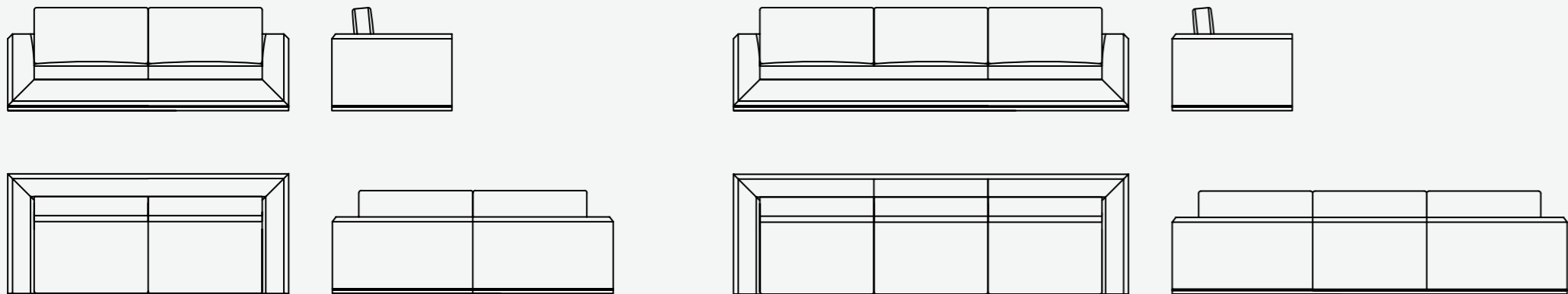


DIMENSIONS

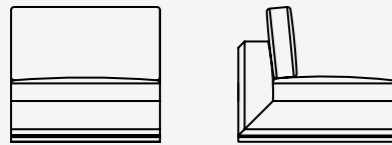
3300x2900x860 mm

HIDDEN HILLS

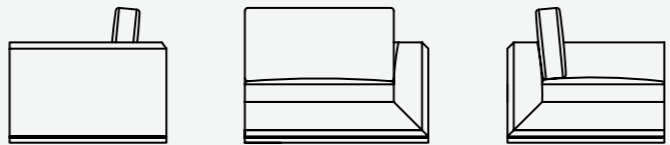
SOFA



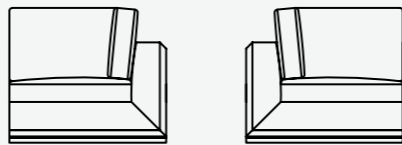
MODULES



WITHOUT ARMS
950X1000X860 MM



WITH ARM
1170X1000X860 MM



CORNER
1000X1000X860 MM





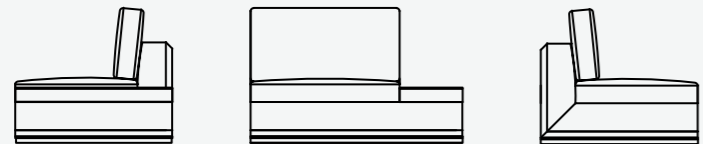
TABLE
1000X1000X350 MM



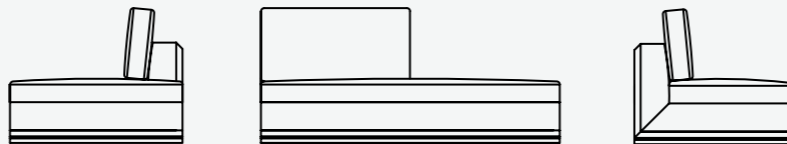
RECTANGULAR TABLE
400X1000X350 MM



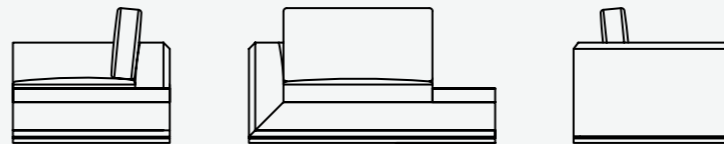
BENCH
1000X1000X410 MM



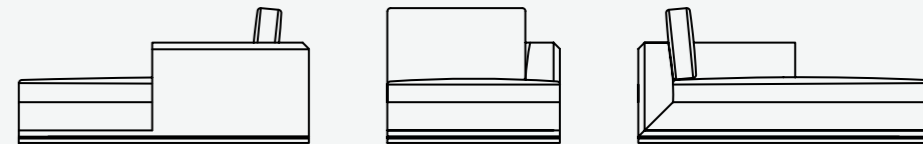
**WITH TABLE
WITHOUT ARM**
1350X1000X860 MM



OPEN-END
1905X1000X860 MM



**WITH TABLE
WITH ARM**
1570X1000X860 MM



CHAISE-LONGUE
1100X1850X860 MM

GSTAAD

SOFA



FUP220056AAA

MATERIALS

Seat, Piping & Back Detail Velvet VL0836

Back Fabric FB2626

Details Brushed Brass MT0028

Structure Solid Wood SW0009 Satin Open Pore

Decorative Cushion not included FTX060081AAC (x2):

550x100x350mm, Front Velvet VL1026, Back Satin SA0262, Piping

Fabric FB2937

Decorative Cushion not included FTX060081AAD (x2):

450x100x300mm, Front & Piping Fabric FB2937, Back Satin SA0262

DIMENSIONS

2600x800x800 mm

COPENHAGEN

NEW
Product

SOFA



FUP220058AAC

MATERIALS

Exterior Back & Seat Fabric FB2917, Interior Back Velvet VL0839,
Base Wood Veneer VN0028 Satin Open Pore, Details Brushed Brass
MT0028

Decorative Cushions not included FTX060080ABK (x2): 550x100x350
mm, Front Fabric FB3070, Back & Piping Satin SA0270

Decorative Cushions not included FTX060080ABL (x2): 450x100x300
mm, Front Fabric FB3063, Back & Piping Satin SA0270

Decorative Cushions not included FTX060080ABM (x2): 350x100x250
mm, Front Velvet VL1100, Back & Piping Satin SA0270

DIMENSIONS

2600x920x820 mm



UPHOLSTERY
BENCHES

2022 CATALOGUE

[BACK TO INDEX](#)

BENCHES

ROCKHAMPTON

BENCH



FUP040010ABA

MATERIALS

Main Velvet VL0836
Details Brushed Brass MT0028
Base Solid Wood SW0007 Satin Open Pore


Bolsters not included FTX140001AAA (x2):
D200x800 mm, Main & Piping Satin SA0264

DIMENSIONS

1900x850x770 mm

NEW YORK

BENCH



FUP040004ABM

MATERIALS

Seat Fabric FB2649

Piping Leather Trimming TM0008

Structure Solid Wood SW0007 Satin Open Pore

DIMENSIONS


1060x375x475 mm

[BACK TO INDEX](#)

PAG > 427

GARDNER

BENCH



FUP040007AFK

MATERIALS

Seat Fabric FB3061

Skirt Fabric FB2452

Structure Brushed Brass MT0001

Base Wood Veneer VN0028 Satin Open Pore

DIMENSIONS

1000x380x400 mm

[BACK TO INDEX](#)

PAG > 428

WINDSOR

BENCH



FUP040008ABH

MATERIALS

Main Linen LI0188

Detail Fabric FB2771

Structure Brushed Brass MT0028

DIMENSIONS

730x430x410 mm

[BACK TO INDEX](#)

PAG > 429

LORIENT

BENCH



FUP040009ACO

MATERIALS

Main Linen LI0188
Structure Solid Wood SW0011 High Gloss Close Pore
Details Brushed Brass MT0001

DIMENSIONS

580x450x450 mm

[BACK TO INDEX](#)

PAG > 430

MONACO

BENCH



FUP040006AAO

MATERIALS

Seat & Base Piping Fabric FB2460

Base & Seat Piping Fabric FB2500

Structure Solid Wood SW0007 Satin Open Pore

DIMENSIONS


Ø710x425 mm

[BACK TO INDEX](#)

PAG > 431

BUZIOS

BENCH



FUP040003AAO

MATERIALS

Seat Fabric FB0390
Skirt Satin SA0178
Structure Solid Wood SW0007 Satin Open Pore
Studs SD0009

DIMENSIONS

1000x380x470 mm

[BACK TO INDEX](#)

PAG > 432

UTRECHT

BENCH



FUP040001AAU

MATERIALS

Main Satin SA0092
Structure Solid Wood SW0007 Satin Open Pore
Studs SD0011

DIMENSIONS

1100x400x350 mm

[BACK TO INDEX](#)

PAG > 433

MADISON

BENCH



FUP040005ACD

MATERIALS

Interior & Seat Satin SA0262
Exterior Velvet VL0841
Piping Fabric FB2460
Tassel with White Jade
Structure Solid Wood SW0007 Satin Open Pore

DIMENSIONS

1660x495x650 mm

[BACK TO INDEX](#)

PAG > 434

ASHI II

BENCH



FUP040012AAA

MATERIALS

Seat Fabric FB2709

Sides Velvet VL0877

Base Wood Veneer VN0028 Satin Open Pore

Details Polished Stainless Steel MT0008

DIMENSIONS

900x500x470 mm

[BACK TO INDEX](#)

PAG > 435

UBUD

BENCH



FUP040013AAA

MATERIALS

Main Fabric FB2419

Details Brushed Brass MT0028

Structure Solid Wood SW0009 Satin Open Pore

DIMENSIONS

800x500x400 mm

[BACK TO INDEX](#)

PAG > 436

GINZA NEW *Product*

BENCH



FUP040014AAB

MATERIALS

Seat Linen LI0230
Structure Wood Veneer VN0056 High Gloss Close Pore
Bottom Top Wood Veneer VN0028 Satin Open Pore
Bottom Top Sides Solid Wood SW0007 Satin Open Pore
Base Solid Wood SW0007 Satin Open Pore
Details Brushed Brass MT0028

DIMENSIONS

950x400x450 mm

[BACK TO INDEX](#)

PAG > 437

BURGOS NEW *Product*

BENCH



FUP040015AAD

MATERIALS

Seat Velvet VL0836

Sides Fabric FB2936

Base Wood Veneer VN0028 Satin Open Pore

Details Brushed Brass MT0028

DIMENSIONS

1010x450x460 mm

[BACK TO INDEX](#)

PAG > 438

HALLSTATT NEW *Product*

BENCH



FUP040017AAA

MATERIALS

Seat & Bolster Piping Fabric FB2683

Bolster Velvet VL0864

Structure Solid Wood SW0007 Satin Open Pore

Details Brushed Brass MT0028

DIMENSIONS

1700x770x600 mm

[BACK TO INDEX](#)

PAG > 439



UPHOLSTERY
STOOLS

2022 CATALOGUE

[BACK TO INDEX](#)

BRASILIA

STOOL



FUP240007AAC

MATERIALS

Seat Fabric FB2294
Structure Solid Wood SW0007 Satin Open Pore
Caps & Details Brushed Brass MT0028

DIMENSIONS

650x440x430 mm

[BACK TO INDEX](#)

PAG > 442

UBUD

STOOL



FUP240005ABR

MATERIALS

Main Fabric FB0390

Details Brushed Brass MT0001

Structure Solid Wood SW0006 Satin Close Pore

DIMENSIONS


500x500x400 mm

[BACK TO INDEX](#)

PAG > 443

ASHI

STOOL



FUP240006ABC

MATERIALS

Main Fabric FB2280
Base Wood Veneer VN0028 Satin Open Pore
Details Brushed Brass MT0028

DIMENSIONS

500x500x470 mm

[BACK TO INDEX](#)

PAG > 444

LA SCALA

STOOL



FUP240003ABE

MATERIALS

Main Velvet VL0870

Capitone Fabric FB2280

Base Brushed Brass MT0001

DIMENSIONS

Ø450x500 mm

[BACK TO INDEX](#)

PAG > 445

NEWCASTLE

STOOL



FUP240002AAP

MATERIALS

Seat Velvet VL0870
Base Fabric FB2627
Studs SD0010

DIMENSIONS

Ø530x400 mm

[BACK TO INDEX](#)

PAG > 446

CABOCHON

STOOL



FUP240004ABH

MATERIALS

Seat Fabric FB3012

Structure Brushed Brass MT0001

DIMENSIONS

Ø540x450 mm

[BACK TO INDEX](#)

PAG > 447

SAFI

STOOL



FUP240012AAP

MATERIALS

Main Fabric FB3022
Inlay Wood Veneer VN0028 Satin Open Pore
Base Brushed Brass MT0028

DIMENSIONS

Ø530x450 mm

[BACK TO INDEX](#)

PAG > 448

AGRA

STOOL



FUP240011ADC

MATERIALS

Seat Velvet VL0840

Sides Fabric FB2656

Base & Details Brushed Brass MT0028

DIMENSIONS

Ø450x470 mm

[BACK TO INDEX](#)

PAG > 449

BURGOS

STOOL



FUP240013AAR

MATERIALS

Seat Velvet VL0870

Sides Fabric FB2661

Base Wood Veneer VN0028 Satin Open Pore

Details Brushed Brass MT0028

DIMENSIONS

Ø500x460 mm

[BACK TO INDEX](#)

[PAG > 450](#)

PARMA

STOOL



FUP240014AAA

MATERIALS

Seat Fabric FB2504

Skirt Velvet VL0877

Details Brushed Brass MT0028

Structure & Base Wood Veneer VN0028 Satin Open Pore

DIMENSIONS

Ø490x500 mm

[BACK TO INDEX](#)

PAG > 451

GINZA

STOOL



FUP240016AAA

MATERIALS

Seat Linen LI0230

Structure Wood Veneer VN0056 High Gloss Close Pore

Bottom Top Wood Veneer VN0028 Satin Open Pore

Bottom Top Sides & Base Solid Wood SW0007 Satin Open Pore

Details Brushed Brass MT0028

DIMENSIONS

550x400x450 mm

[BACK TO INDEX](#)

PAG > 452

LUCCA NEW *Product*

STOOL



FUP240017AAA

MATERIALS

Main Fabric FB3023
Interior Structure Wood Veneer VN0028 Satin Open Pore
Exterior Structure Solid Wood SW0020 Satin Open Pore
Details Brushed Brass MT0028

DIMENSIONS

450x450x460 mm

[BACK TO INDEX](#)

PAG > 453



UPHOLSTERY
CHAIRS

2022 CATALOGUE

[BACK TO INDEX](#)

RESTELO

CHAIR



FUP050002AAB

MATERIALS

Exterior & Piping Velvet VL0705

Interior Fabric FB0408

Structure Solid Wood SW0007 Satin Open Pore

DIMENSIONS

650x650x900 mm

[BACK TO INDEX](#)

PAG > 456

MANDARIN

CHAIR



FUP050008AAF

MATERIALS

Interior Fabric FB2627
Exterior Leather LT0175
Back Detail Leather LT0319
Details Brushed Brass MT0001

Decorative Cushion included FTX060025AAK:
500x150x500 mm, Front & Back Fabric FB2627
Decorative Cushion not included FTX060025AAL:
450x100x250 mm, Front & Back Satin SA0254

DIMENSIONS

800x850x1030 mm

[BACK TO INDEX](#)

PAG > 457

RESTELO II

CHAIR



FUP050006AAC

MATERIALS

Exterior & Piping Velvet VL0705

Interior Fabric FB0408

Structure Solid Wood SW0007 Satin Open Pore

DIMENSIONS

600x720x900 mm

[BACK TO INDEX](#)

PAG > 458

BRERA

CHAIR



FUP050005AAW

MATERIALS

Interior Fabric FB2674

Exterior Satin SA0190

Details Brushed Brass MT0001

Structure Solid Wood SW0007 Satin Open Pore

DIMENSIONS

710x820x820 mm

[BACK TO INDEX](#)

PAG > 459

BASEL

CHAIR



FUP050001AAE

MATERIALS

Seat Velvet VL0839
Back, Base & Piping Fabric FB2629
Structure Solid Wood SW0007 Satin Open Pore
Studs SD0009

DIMENSIONS

610x700x780 mm

[BACK TO INDEX](#)

PAG > 460

PHILADELPHIA

CHAIR



FUP050003AAH

MATERIALS

Seat & Interior Back Satin SA0265

Base, Exterior Back & Piping Fabric FB2649

Structure Solid Wood SW0007 Satin Open Pore

Studs SD0002

DIMENSIONS

700x650x800 mm

[BACK TO INDEX](#)

PAG > 461

BORGHESE

CHAIR



FUP050004AAH

MATERIALS

Interior Fabric FB2275

Base, Exterior & Piping Velvet VL0841

DIMENSIONS

700x770x870 mm

[BACK TO INDEX](#)

PAG > 462

MISOOL

CHAIR



FUP050013ACN

MATERIALS

Main Velvet VL0836

Base Leather LT0149

Structure Solid Wood SW0007 Satin Open Pore

Details & Caps Brushed Brass MT0028

DIMENSIONS

520x600x850 mm

[BACK TO INDEX](#)

PAG > 463

DALBY

CHAIR



FUP050009ABT

MATERIALS

Main, Piping & Back Cushion Fabric FB2627

Exterior Leather LT0319

Details Brushed Brass MT0001

Decorative Cushion not included FTX060026AAA:
450x100x250 mm, Front & Back Satin SA0254

DIMENSIONS

Ø900x800 mm

[BACK TO INDEX](#)

PAG > 464

THAMES

CHAIR



FUP050012AAC

MATERIALS

Main Fabric FB2325
Structure Solid Wood SW0007 Satin Open Pore
Caps Brushed Brass MT0001

DIMENSIONS

510x640x900 mm

[BACK TO INDEX](#)

PAG > 465

TOWNSVILLE

CHAIR



FUP050011ADH

MATERIALS

Seat & Interior Back Fabric FB2325

Back Detail Satin SA0254

Exterior Back Wood Veneer VN0050 High Gloss Close Pore

Structure Solid Wood SW0007 Satin Open Pore

Details Brushed Brass MT0028

Decorative Cushion not included FTX060003AAL:

450x100x250 mm, Front & Back Fabric FB2325

DIMENSIONS

720x750x870 mm



[BACK TO INDEX](#)

PAG > 466

HYDRA

CHAIR



FUP050014AAA

MATERIALS

Seat & Back Velvet VL0870
Exterior Back Detail Fabric FB2695
Structure Solid Wood SW0007 Satin Open Pore
Details Brushed Brass MT0028

DIMENSIONS

620x715x850 mm

[BACK TO INDEX](#)

PAG > 467



UPHOLSTERY

DINING &
DESK CHAIRS

2022 CATALOGUE

[BACK TO INDEX](#)

DINING, DESK & ARMCHAIRS

CARMEL

DINING CHAIR



FUP110007ABI

MATERIALS

Exterior Back Fabric FB2280

Seat, Interior Back & Skirt Velvet VL0836

Piping Satin SA0092

Structure Solid Wood SW0007 Satin Open Pore

Caps Brushed Brass MT0028

DIMENSIONS

590x650x890 mm

[BACK TO INDEX](#)

[PAG > 470](#)

BASEL

DINING CHAIR



FUP110001AAD

MATERIALS

Seat Satin SA0091

Base, Back & Piping Fabric FB2701

Structure Solid Wood SW0007 Satin Open Pore

Studs SD0002

DIMENSIONS

490x590x865 mm

[BACK TO INDEX](#)

PAG > 471

BORNEO

DINING ARMCHAIR



FUP100005AAS

MATERIALS

Main & Piping Velvet VL0841

Structure Solid Wood SW0007 Satin Open Pore

Caps Polished Stainless Steel MT0008

DIMENSIONS

600x630x840 mm

[BACK TO INDEX](#)

PAG > 472

OXFORD

DINING CHAIR



FUP110005AAN

MATERIALS

Main Velvet VL0450
Exterior Back & Detail Fabric FB2326
Structure Solid Wood SW0007 Satin Open Pore
Caps Brushed Brass MT0001

DIMENSIONS

500x630x900 mm

[BACK TO INDEX](#)

PAG > 473

OXFORD

DINING ARMCHAIR



FUP100004AAO

MATERIALS

Main Velvet VL0840

Arms & Back Detail Fabric FB2661

Structure Solid Wood SW0007 Satin Open Pore

Caps Brushed Brass MT0001

DIMENSIONS

600x630x900 mm

[BACK TO INDEX](#)

PAG > 474

LE HAVRE

DINING CHAIR



FUP110002AAO

MATERIALS

Interior Fabric FB2627

Exterior Back Leather LT0319

Structure Solid Wood SW0007 Satin Open Pore

Detail Studs SD0009

DIMENSIONS

560x600x880 mm

[BACK TO INDEX](#)

PAG > 475

BASTILLE

DINING CHAIR



FUP110003ABX

MATERIALS

Seat & Piping Velvet VL0450

Back Fabric FB2326

Structure Solid Wood SW0007 Satin Open Pore

Caps Brushed Brass MT0028

DIMENSIONS

530x590x920 mm

[BACK TO INDEX](#)

PAG > 476

MONACO

DINING ARMCHAIR



FUP100001AAL

MATERIALS

Seat & Piping Velvet VL0839

Back Fabric FB2672

Structure Solid Wood SW0007 Satin Open Pore



DIMENSIONS

Ø680x810 mm

[BACK TO INDEX](#)

PAG > 477

MONTE CARLO

DINING ARMCHAIR



FUP100002AAR

MATERIALS

Main Fabric FB2661

Piping Velvet VL0863

Structure Lacquered Wood LQ0005 Satin

DIMENSIONS

640x620x850 mm

[BACK TO INDEX](#)

PAG > 478



HAIA

DINING CHAIR



FUP110006ABL

MATERIALS

Exterior Fabric FB0394
Interior Velvet VL0841
Structure Lacquered Wood LQ0009 Satin
Caps Brushed Brass MT0001

DIMENSIONS

520x660x900 mm

[BACK TO INDEX](#)

PAG > 479

SANREMO

DINING CHAIR



FUP110009AAF

MATERIALS

Main Leather LT0060
Seat Fabric FB0541
Details Brushed Brass MT0028

DIMENSIONS

600x620x880 mm

[BACK TO INDEX](#)

[PAG > 480](#)

SAINT DENIS

DINING CHAIR



FUP110008AAF

MATERIALS

Back & Seat Fabric FB2100
Structure Solid Wood SW0007 Satin Open Pore
Details & Caps Brushed Brass MT0001

DIMENSIONS

630x620x890 mm

[BACK TO INDEX](#)

PAG > 481

MODENA

DESK CHAIR



FUP260001ACP

MATERIALS

Interior Fabric FB2295

Exterior Leather LT0108

Structure Solid Wood SW0011 Satin Close Pore

Caps Brushed Brass MT0028

DIMENSIONS

600x650x850 mm

[BACK TO INDEX](#)

PAG > 482

TOWNSVILLE

DINING CHAIR



FUP110011AAA

MATERIALS

Seat & Interior Back Velvet VL0771

Exterior Back Fabric FB2413

Structure Solid Wood SW0007 Satin Open Pore

Details Brushed Brass MT0028

DIMENSIONS

500x600x850 mm

[BACK TO INDEX](#)

PAG > 483

MASCATE

DINING ARMCHAIR



FUP100007AAA

MATERIALS

Interior Velvet VL0776
Exterior & Piping Fabric FB2419
Structure Solid Wood SW0007 Satin Open Pore
Caps & Details Brushed Brass MT0028

DIMENSIONS

600x600x860 mm



MARRAKESH

DINING ARMCHAIR



FUP100008AAA

MATERIALS

Interior & Back Detail Velvet VL0776

Exterior & Piping Fabric FB2419

Base Wood Veneer VN0028 Satin Open Pore

Details Brushed Brass MT0028

DIMENSIONS

700x600x820 mm

[BACK TO INDEX](#)

PAG > 485

MISOOL

DINING ARMCHAIR



FUP100006AAE

MATERIALS

Structure Solid Wood SW0008 Matte Open Pore

Main Fabric FB1515

Base Velvet VL0450

Details Brushed Brass MT0001

DIMENSIONS

520x600x850 mm

[BACK TO INDEX](#)

PAG > 486

BAHRU II

DINING CHAIR



FUP110014AAA

MATERIALS

Seat Velvet VL0450

Back Fabric FB2326

Structure Solid Wood SW0007 Satin Open Pore

Details Brushed Brass MT0028

DIMENSIONS

510x620x890 mm

[BACK TO INDEX](#)

PAG > 487

BAHRU II

DINING ARMCHAIR



FUP100011AAU

MATERIALS

Main Fabric FB2626

Details Brushed Brass MT0028

Structure Solid Wood SW0007 Satin Open Pore

DIMENSIONS

600x670x900 mm



[BACK TO INDEX](#)

PAG > 488

CRETE

DINING ARMCHAIR



FUP110012AAJ

MATERIALS

Seat & Interior Back Fabric FB2464

Exterior Back Detail Velvet VL0871

Structure Solid Wood SW0009 Satin Open Pore

Details Brushed Brass MT0028

DIMENSIONS

605x535x910 mm

KOCHI

DINING CHAIR



FUP110013AAA

MATERIALS

Seat & Back Velvet VL0839
Structure Solid Wood SW0007 Satin Open Pore
Details Brushed Brass MT0028

DIMENSIONS

680x580x870 mm

[BACK TO INDEX](#)

PAG > 490

KOCHI

DINING ARMCHAIR



FUP100010AAA

MATERIALS

Seat & Back Velvet VL0839
Structure Solid Wood SW0007 Satin Open Pore
Details Brushed Brass MT0028

DIMENSIONS

680x600x870 mm

[BACK TO INDEX](#)

PAG > 491

TOWNSVILLE

DINING ARMCHAIR



FUP100009AAG

MATERIALS

Seat & Interior Back Velvet VL0771
Exterior Back Fabric FB2413
Structure Solid Wood SW0007 Satin Open Pore
Details Brushed Brass MT0028

DIMENSIONS

620x600x850 mm

[BACK TO INDEX](#)

PAG > 492

BASTILLE

DINING ARMCHAIR



FUP100012AAC

MATERIALS

Seat & Piping Velvet VL0836

Back Fabric FB2626

Structure Solid Wood SW0007 Satin Open Pore

Caps Brushed Brass MT0028



DIMENSIONS

590x600x920 mm

[BACK TO INDEX](#)

PAG > 493

BEIRUT

DINING CHAIR



FUP110015AAA

MATERIALS

Back & Skirt Fabric FB3023

Seat Velvet VL0840

Structure Solid Wood SW0007 Satin Open Pore

Details Brushed Brass MT0028

DIMENSIONS

605x600x850 mm

[BACK TO INDEX](#)

PAG > 494

MARRAKESH

DESK CHAIR



FUP260003AAA

MATERIALS

Interior Fabric FB3022

Exterior & Piping Leather LT0285

Base Wood Veneer VN0028 Satin Open Pore

Details Polished Stainless Steel MT0008

Decorative Cushion not included FTX060052ABM:

400x100x300 mm, Front Silk SE0216, Back Fabric FB2908

DIMENSIONS

800x700x885 mm

[BACK TO INDEX](#)

PAG > 495



FUJI

DINING ARMCHAIR



FUP100013AAB

MATERIALS

Exterior & Interior Back Fabric FB2798

Seat Leather LT0155

Structure Solid Wood SW0007 Satin Open Pore

Details Brushed Brass MT0028

DIMENSIONS

600x600x800 mm

[BACK TO INDEX](#)

PAG > 496



UPHOLSTERY
BAR STOOLS

2022 CATALOGUE

[BACK TO INDEX](#)

MISOOL

BAR STOOL



FUP270002ACW

MATERIALS

Main Fabric FB2282

Base Leather LT0319

Structure Solid Wood SW0007 Satin Open Pore

Details Brushed Brass MT0001

DIMENSIONS

520x490x1000 mm

[BACK TO INDEX](#)

PAG > 499

AZZURE

BAR STOOL



FUP270001AAU

MATERIALS

Interior Fabric FB2626
Exterior Fabric FB3026
Structure Lacquered Wood LQ0005 Satin
Details & Caps Brushed Brass MT0028

DIMENSIONS

470x540x1130 mm

[BACK TO INDEX](#)

[PAG > 500](#)

BELFAST

BAR STOOL



FUP270003AAA

MATERIALS

Main Velvet VL0632
Back Detail & Base Fabric FB2418
Piping Leather Trimming TM0003
Details Brushed Brass MT0028
Structure Solid Wood SW0007 Satin Open Pore

DIMENSIONS

500x520x1000 mm

[BACK TO INDEX](#)

PAG > 501

PALMA

BAR STOOL



FUP270004AAE

MATERIALS

Seat & Back Velvet VL0841
Exterior Back Detail Fabric FB2629
Piping Leather Trimming TM0003
Structure Solid Wood SW0007 Satin Open Pore
Details Brushed Brass MT0028

DIMENSIONS

520x500x1060 mm

[BACK TO INDEX](#)

PAG > 502



UPHOLSTERY

CHAISE LONGUE

2022 CATALOGUE

[BACK TO INDEX](#)

COPENHAGEN NEW *Product*

CHAISE LONGUE



FUP060002AAB

MATERIALS

Main Fabric FB3024
Interior Back Velvet VL0840
Base Wood Veneer VN0028 Satin Open Pore
Details Brushed Brass MT0028

Decorative Cushion not included FTX060080ABN: 450x100x300 mm,
Front & Back Velvet VL0871, Piping Velvet VL0840
Decorative Cushion not included FTX060080ABO: 350x100x250 mm,
Front Velvet VL1100, Back Satin SA0270, Piping Velvet VL0840

DIMENSIONS

1700x900x820 mm

[BACK TO INDEX](#)

PAG > 505



UPHOLSTERY
SCREENS


2022 CATALOGUE

[BACK TO INDEX](#)

SCREENS

JARAMA

SCREEN



FUP210002AAB

MATERIALS

Main Fabric FB2295

Structure Brushed Brass MT0028

DIMENSIONS

2100x50x2000 mm

[BACK TO INDEX](#)

PAG > 508

CAPRICE

SCREEN



FUP210003AAB

MATERIALS

Main Leather LT0060

Structure Brushed Brass MT0028

DIMENSIONS

2100x50x2000mm

[BACK TO INDEX](#)

PAG > 509

THE COLLECTION





LIGHTING

2022 CATALOGUE

[BACK TO INDEX](#)

LIGHTING

DESIGNS
THAT DO
MORE THAN
ILLUMINATE

Innovators



LIGHTING

TABLE LAMPS

BAIRRO ALTO

TABLE LAMP



FLF040010AAC

MATERIALS

Base Lacquered Wood LQ0021 High Gloss
Structure Polished Stainless Steel MT0008

Lampshade Conical FLS010007AAE (2x):
Double Silk SE0171

OVERALL DIMENSIONS

620x200x735 mm

STRUCTURE DIMENSIONS

520x200x735 mm

LAMPSHADE DIMENSIONS

Ø200xØ100x160mm

OLIVA

TABLE LAMP



FLF040018AAB

MATERIALS

Structure Bronze Mirror GM0006

Detail Brushed Brass MT0028

Lampshade Cylindrical FLS040018AAL:

Double Silk SE0171

OVERALL DIMENSIONS

450x450x820 mm

STRUCTURE DIMENSIONS

220x220x615 mm

LAMPSHADE DIMENSIONS

Ø450x250 mm

[BACK TO INDEX](#)

PAG > 516

DUNDEE

TABLE LAMP



FLF040011AAD

MATERIALS

Structure Bronze Mirror GM0006

Details Polished Stainless Steel MT0008

Lampshade Cylindrical FLS040022AAD:

Double Silk SE0171

OVERALL DIMENSIONS

400x400x700 mm

STRUCTURE DIMENSIONS

160x150x510 mm

LAMPSHADE DIMENSIONS

Ø400x250 mm

[BACK TO INDEX](#)

PAG > 517

VALENÇA

TABLE LAMP



FLF040023AAF

MATERIALS

Main Bronze Mirror GM0006
Details Brushed Brass MT0028

Lampshade Conical FLS010012AAG:
Double Silk SE0171

OVERALL DIMENSIONS

480x480x990 mm

STRUCTURE DIMENSIONS

200x285x728 mm

LAMPSHADE DIMENSIONS

Ø480xØ380x380 mm

[BACK TO INDEX](#)

PAG > 518

MOSS

TABLE LAMP



FLF040016AAA

MATERIALS

Structure Lacquered Wood LQ0003 High Gloss Close Pore
Details Polished Stainless Steel MT0008

Lampshade Conical FLS010011AAB:
Interior Covering CV0001
Exterior Satin SA0254

OVERALL DIMENSIONS

480x480x860 mm

STRUCTURE DIMENSIONS

350x300x530 mm

LAMPSHADE DIMENSIONS

Ø480xØ380x380 mm

ACCRA

TABLE LAMP



FLF040020AAA

MATERIALS

Structure Polished Stainless Steel MT0008

Pendant Ornament FPO010009AAA - P

Lampshade FLS040001ADA:

Double Silk SE0171

OVERALL DIMENSIONS

400x400x890 mm

STRUCTURE DIMENSIONS

200x200x700 mm

LAMPSHADE DIMENSIONS

Ø400x250 mm

[BACK TO INDEX](#)

PAG > 520

LAOS

TABLE LAMP



FLF040035AAA

MATERIALS

Structure Brushed Brass MT0001

Base Wood Veneer VN0050 High Gloss Close Pore

Pendant Ornament FPO010004AAA - W

Lampshade Cylindrical FLS040010ABJ:

Double Silk SE0171

OVERALL DIMENSIONS

Ø400x970 mm

STRUCTURE DIMENSIONS

200x200x800 mm

LAMPSHADE DIMENSIONS

Ø400x250 mm

[BACK TO INDEX](#)

PAG > 521

MAUI

TABLE LAMP



FLF040037AAA

MATERIALS

Structure Brushed Brass MT0001

Front & Base Stone ST0005

Back Inlay Black Glass GM0047

Lampshade Cylindrical FLS040015AAY:

Double Silk SE0171

OVERALL DIMENSIONS

Ø400x695 mm

STRUCTURE DIMENSIONS

Ø170x520 mm

LAMPSHADE DIMENSIONS

Ø400x250 mm

[BACK TO INDEX](#)

PAG > 522

BRISTOL

TABLE LAMP



FLF040005AAF

MATERIALS

Structure Brushed Brass MT0028

Lampshade Cylindrical FLS040012AAH:
Pleated Silk SE0171

OVERALL DIMENSIONS

370x300x770 mm

STRUCTURE DIMENSIONS

240x200x770 mm

LAMPSHADE DIMENSIONS

Ø350x200 mm

[BACK TO INDEX](#)

PAG > 523

ABERDEEN

TABLE LAMP



FLF040004AAH

MATERIALS

Base Leather LT0108

Structure Brushed Brass MT0028

Lampshade Cylindrical FLS040021AAF:

Double Silk SE0171

OVERALL DIMENSIONS

350x300x750 mm

STRUCTURE DIMENSIONS

240x200x750 mm

LAMPSHADE DIMENSIONS

Ø300x200 mm

[BACK TO INDEX](#)

PAG > 524

VEVEY

TABLE LAMP



FLF040042AAB

MATERIALS

Structure Brushed Brass MT0028

Top & Base Wood Veneer VN0028 Satin Open Pore

Lampshade Cylindrical FLS040030AAE:

Double Silk SE0171



OVERALL DIMENSIONS

220x150x470 mm

STRUCTURE DIMENSIONS

220x150x470 mm

LAMPSHADE DIMENSIONS

Ø150x260 mm

[BACK TO INDEX](#)

PAG > 525

BONN

TABLE LAMP



FLF040038AAH

MATERIALS

Bottom Solid Wood SW0007 Satin Open Pore
Base Wood Veneer VN0028 Satin Open Pore
Structure Brushed Brass MT0001

Lampshade Cylindrical FLS040014AAR:
Double Silk SE0171

OVERALL DIMENSIONS

164x140x410 mm

STRUCTURE DIMENSIONS

164x140x410 mm

LAMPSHADE DIMENSIONS

Ø120x190 mm

[BACK TO INDEX](#)

PAG > 526

SEIA

TABLE LAMP



FLF040022AAB

MATERIALS

Structure Wood Veneer VN0056 High Gloss Close Pore
Details Brushed Brass MT0028

Lampshade Conical FLS010014AAB:
Double Silk SE0171

OVERALL DIMENSIONS

480x480x860 mm

STRUCTURE DIMENSIONS


155x255x725 mm

LAMPSHADE DIMENSIONS

Ø480xØ380x380 mm

TRIER

TABLE LAMP



FLF040040AAA

MATERIALS

Main Wood Veneer VN0050 High Gloss Close Pore
Centre Inlay Stone ST0005
Details Brushed Brass MT0001

Lampshade Cylindrical FLS040029AAH:
Double Silk SE0171

OVERALL DIMENSIONS

Ø400x530 mm

STRUCTURE DIMENSIONS

240x180x410 mm

LAMP SHADE DIMENSIONS

Ø400x200 mm

[BACK TO INDEX](#)

PAG > 528

BUDAPEST

TABLE LAMP



FLF040044AAA

MATERIALS

Elipses Black Glass GM0047
Details Brushed Brass MT0001
Base Stone ST0005

Lampshade Cylindrical FLS040035AAE:
Double Silk SE0171

OVERALL DIMENSIONS

Ø400x520 mm

STRUCTURE DIMENSIONS

Ø350x390 mm

LAMPSHADE DIMENSIONS

Ø400x200 mm

BYRON

TABLE LAMP



FLF040041AAD

MATERIALS

Structure Leather LT0061

Details & Knurl Brushed Brass MT0028

Lampshade Cylindrical FLS040038AAD (2x):

Double Silk SE0171

OVERALL DIMENSIONS

280x245x590 mm

STRUCTURE DIMENSIONS

250x220x480 mm

LAMPSHADE DIMENSIONS

Ø120x155 mm

ESMORIZ

TABLE LAMP



FLF040015AAB

MATERIALS

Structure Lacquered Wood LQ0040 High Gloss
Details Brushed Brass MT0001

Lampshade Cylindrical FLS040023AAC:
Double Silk SE0171

OVERALL DIMENSIONS

200x200x550

STRUCTURE DIMENSIONS

200x200x550 mm

LAMPSHADE DIMENSIONS

Ø150x200 mm

[BACK TO INDEX](#)

PAG > 531

ALMANCIL

TABLE LAMP



FLF040024AAK

MATERIALS

Structure Brushed Brass MT0028

Base Leather LT0271

Lampshade Conical FLS010002AAN:

Double Silk SE0171

OVERALL DIMENSIONS

410x250x670 mm

STRUCTURE DIMENSIONS

285x200x670 mm

LAMPSHADE DIMENSIONS

Ø250xØ180x180 mm

LAGOS

TABLE LAMP



FLF040025AAA

MATERIALS

Base Lacquered Wood LQ0021 High Gloss
Structure Polished Stainless Steel MT0008

Lampshades Conical FLS010013AAF (2x):
Double Silk SE0171

OVERALL DIMENSIONS

560x200x650 mm

STRUCTURE DIMENSIONS

400x200x650 mm

LAMPSHADE DIMENSIONS

Ø200xØ140x160 mm

[BACK TO INDEX](#)

PAG > 533

OMAN

TABLE LAMP



FLF040036ABB

MATERIALS

Structure Leather LT0270
Details Brushed Brass MT0001

Lampshade Conical FLS010006ABC:
Double Silk SE0171

OVERALL DIMENSIONS

350x350x780 mm

STRUCTURE DIMENSIONS

Ø100x540 mm

LAMPSHADE DIMENSIONS

Ø350xØ300x300 mm

CLOS

TABLE LAMP



FLF040032ABH

MATERIALS

Details Brushed Brass MT0028

Structure Leather LT0270

Lampshade Conical FLS010001AAY:

Double Silk SE0171

OVERALL DIMENSIONS

350x350x780 mm

STRUCTURE DIMENSIONS

Ø120x545 mm

LAMPSHADE DIMENSIONS

Ø350xØ300x300 mm

CARDIFF

TABLE LAMP



FLF040007AAE

MATERIALS

Base Lacquered Wood LQ0003 High Gloss
Structure Brushed Brass MT0028

Lampshades Special Form FLS050004AAD (2x):
Gathered Silk SE0171



OVERALL DIMENSIONS

550x230x720 mm

STRUCTURE DIMENSIONS

520x200x565 mm

LAMPSHADE DIMENSIONS

Ø230xØ120x270 mm

[BACK TO INDEX](#)

PAG > 536

ATHENS

TABLE LAMP



FLF040002AAB

MATERIALS

Structure Brushed Brass MT0028

Lampshade Special Form FLS050001AAH:
Pleated Silk SE0171

OVERALL DIMENSIONS

575x325x920 mm

STRUCTURE DIMENSIONS

220x220x920 mm

LAMPSHADE DIMENSIONS

Ø300xØ150x230 mm

[BACK TO INDEX](#)

PAG > 537

BIARRITZ

TABLE LAMP



FLF040029AAC

MATERIALS

Structure Brushed Brass MT0028

Inlay Stone ST0019

Lampshade Cylindrical FLS040024AAH:

Double Silk SE0171

OVERALL DIMENSIONS

500x500x810 mm

STRUCTURE DIMENSIONS

140x140x670 mm

LAMPSHADE DIMENSIONS

Ø500x250 mm

[BACK TO INDEX](#)

PAG > 538

HANOI

TABLE LAMP



FLF040033AAL

MATERIALS

Structure Brushed Brass MT0028
Base Lacquered Wood LQ0003 High Gloss
Pendant Ornament FPO010005AAA - A

Lampshade FLS040005ABK:
Double Silk SE0171

OVERALL DIMENSIONS

Ø400x990 mm

STRUCTURE DIMENSIONS

200x200x790 mm

LAMP SHADE DIMENSIONS


Ø400x250 mm

[BACK TO INDEX](#)

PAG > 539

HOBART

TABLE LAMP



FLF040034AAR

MATERIALS

Structure Leather LT0060
Details Brushed Brass MT0028

Lampshade Conical FLS010003ABC:
Double Silk SE0171

OVERALL DIMENSIONS

280x280x735 mm

STRUCTURE DIMENSIONS

200x200x550 mm

LAMPSHADE DIMENSIONS

Ø280xØ220x250 mm

MAUI II

TABLE LAMP



FLF040045AAO

MATERIALS

Structure Brushed Brass MT0001

Front & Base Stone ST0005

Back Inlay Black Glass GM0047

Lampshade Cylindrical FLS040015AAAY:

Double Silk SE0171

OVERALL DIMENSIONS

Ø400x885 mm

STRUCTURE DIMENSIONS

Ø170x520 mm

LAMP SHADE DIMENSIONS

Ø400x250 mm

[BACK TO INDEX](#)

PAG > 541

VENEZA

TABLE LAMP



FLF040009AAA

MATERIALS

Structure Lacquered Wood LQ0003 High Gloss
Details Polished Stainless Steel MT0008

Lampshade Conical FLS010005AAI:
Double Silk SE0171

OVERALL DIMENSIONS

450x450x800 mm

STRUCTURE DIMENSIONS

Ø130x550 mm

LAMPSHADE DIMENSIONS

Ø450xØ350x350 mm

[BACK TO INDEX](#)

PAG > 542

SOUL

TABLE LAMP



FLF040026AAC

MATERIALS

Structure Polished Stainless Steel MT0008

Base Stone ST0019

Pendant Ornament FPO010009AAA - U

Lampshade Cylindrical FLS040004AAI:

Double Silk SE0171

OVERALL DIMENSIONS

400x400x890 mm

STRUCTURE DIMENSIONS

270x240x715 mm

LAMP SHADE DIMENSIONS

Ø400x250 mm

[BACK TO INDEX](#)

PAG > 543

NAIROBI

TABLE LAMP



FLF040013AAH

MATERIALS

Structure Wood Veneer VN0050 High Gloss Close Pore
Details Brushed Brass MT0028

Lampshade Conical FLS010010AAF:
Double Silk SE0171

OVERALL DIMENSIONS

450x450x980 mm

STRUCTURE DIMENSIONS

Ø130x695 mm

LAMPSHADE DIMENSIONS

Ø450xØ350x350 mm

SAGRES

TABLE LAMP



FLF040019AAK

MATERIALS

Structure Brushed Brass MT0028

Base Wood Veneer VN0050 High Gloss Close Pore

Pendant Ornament FPO010015AAA - S

Lampshade FLS040002ABA:

Double Silk SE0171

OVERALL DIMENSIONS

220x220x900 mm

STRUCTURE DIMENSIONS

220x220x900 mm

LAMPSHADE DIMENSIONS

Ø150x260 mm

[BACK TO INDEX](#)

PAG > 545

TRIESTE

TABLE LAMP



FLF040046AAF

MATERIALS

Structure, Details & Knurl Brushed Brass MT0028

Base Wood Veneer VN0028 Satin Open Pore

Base Inlay Stone ST0005

Cable Golden Fabric

(Light Bulb included)

DIMENSIONS

Ø200x475 mm

[BACK TO INDEX](#)

PAG > 546

ASPEN

TABLE LAMP



BIG - FLF040047AAK
SMALL - FLF040047AAJ

MATERIALS

Structure Solid Wood SW0007 Satin Open Pore
Base Inlay Bronze Mirror GM0006
Details & Knurl Brushed Brass MT0028
Cable Golden Fabric
(Light Bulb included)

DIMENSIONS

B Ø125x450 mm

S Ø125x380 mm

NAPLES

TABLE LAMP



FLF040052AAG

MATERIALS

Structure Lacquered Wood LQ0002 High Gloss
Structure Inlay Leather LT0298
Bottom Detail Stone ST0019
Base & Details Wood Veneer VN0028 Satin Open Pore
Details Brushed Brass MT0028
Cable Golden Fabric

Lampshade Cylindrical FLS040043AAB:
Double Silk SE0171

OVERALL DIMENSIONS

Ø400x700 mm

STRUCTURE DIMENSIONS

Ø180x582 mm

LAMP SHADE DIMENSIONS

Ø400x200 mm

[BACK TO INDEX](#)

PAG > 548

MADRID

TABLE LAMP



FLF040048AAA

MATERIALS

Structure Painted Iron MT0020
Details & Knurl Brushed Brass MT0028
Base Stone ST0005
Base Lacquered Wood LQ0044 High Gloss
Cable Golden Fabric

Lampshade Cylindrical FLS040040AAC:
Double Silk SE0173

OVERALL DIMENSIONS

430x300x650 mm

STRUCTURE DIMENSIONS

260x220x650 mm

LAMP SHADE DIMENSIONS

Ø200x170 mm

[BACK TO INDEX](#)

PAG > 549

CÁCERES

TABLE LAMP



FLF040051AAA

MATERIALS

Details Brushed Brass MT0028

Top & Base Detail Wood Veneer VN0028 Satin Open Pore

Structure Lacquered Wood LQ0010 High Gloss

Base Detail Stone ST0019

Cable Golden Fabric

Lampshade Cylindrical FLS040042AAA:

Double Silk SE0171

OVERALL DIMENSIONS

Ø400x800 mm

STRUCTURE DIMENSIONS

Ø130x635 mm

LAMPSHADE DIMENSIONS

Ø400x250 mm

[BACK TO INDEX](#)

PAG > 550

CHIANG MAI

TABLE LAMP



FLF040050AAA

MATERIALS

Structure, Details & Knurl Brushed Brass MT0028
Top Detail Solid Wood SW0009 Satin Open Pore
Base Stone ST0019
Base Wood Veneer VN0162 Satin Open Pore
Pendant Ornament FPO010005AAA - AW
Cable Golden Fabric

Lampshade Cylindrical FLS010015AAG:
Double Silk SE0171

OVERALL DIMENSIONS

250x210x900 mm

STRUCTURE DIMENSIONS

250x210x900 mm

LAMPSHADE DIMENSIONS

Ø150xØ130x300 mm

[BACK TO INDEX](#)

PAG > 551

CORFU

TABLE LAMP



FLF040049AAA

MATERIALS

Structure Painted Iron MT0020

Details Polished Stainless Steel MT0008

Top Detail & Base Lacquered Wood LQ0038 High Gloss

Base Stone ST0089

Cable Light Grey Fabric

Lampshade Cylindrical FLS040041AAA:

Double Silk SE0173

OVERALL DIMENSIONS

Ø350x730 mm

STRUCTURE DIMENSIONS

250x160x730 mm

LAMPSHADE DIMENSIONS

Ø350x200 mm

[BACK TO INDEX](#)

PAG > 552

TOBAGO

TABLE LAMP



FLF040053AAE

MATERIALS

Structure Painted Iron MT0042

Details Brushed Brass MT0028

Base Detail Wood Veneer VN0128 High Gloss Close Pore

DIMENSIONS

160x230x550 mm

[BACK TO INDEX](#)

PAG > 553

PORTLAND

TABLE LAMP



FLF040054AAA

MATERIALS

Top Detail Wood Veneer VN0056 High Gloss Close Pore
Body Stone ST0019
Base Detail Wood Veneer VN0056 High Gloss Close Pore
Structure & Knurl Brushed Brass MT0028

DIMENSIONS

285x140x507 mm

PALM SPRINGS

TABLE LAMP



FLF040055AAA

MATERIALS

Top & Bottom Detail Solid Wood SW0007 Satin Open Pore
Structure, Details & Knurl Brushed Brass MT0028
Base Stone ST0019
Base Wood Veneer VN0028 Satin Open Pore

DIMENSIONS

140x215x387 mm

[BACK TO INDEX](#)

PAG > 555

CHAMONIX NEW *Product*

TABLE LAMP



FLF040056AAA

MATERIALS

Structure Solid Wood SW0007 Satin Open Pore
Knurl & Details Brushed Brass MT0028
Base Wood Veneer VN0028 Satin Open Pore

Lampshade Cylindrical FLS040046AAA:
Double Silk SE0171

OVERALL DIMENSIONS

400x400x855 mm

STRUCTURE DIMENSIONS

200x200x667 mm

LAMPSHADE DIMENSIONS

400x400x250 mm

PASADENA NEW *Product*

TABLE LAMP



FLF040057AAA

MATERIALS

Structure Leather LT0060
Body & Base Lacquered Wood LQ0003 High Gloss
Details Brushed Brass MT0028

Lampshade Cylindrical FLS040047AAA:
Double Silk SE0171

OVERALL DIMENSIONS

400x400x850 mm

STRUCTURE DIMENSIONS

200x200x670 mm

LAMP SHADE DIMENSIONS

400x400x250 mm



LIGHTING

FLOOR LAMPS



2022 CATALOGUE

[BACK TO INDEX](#)

FLOOR LAMPS

HOBART

FLOOR LAMP



FLF020015AAQ

MATERIALS

Structure Brushed Brass MT0028

Main Leather LT0060

Lampshade Conical FLS010003ABD:

Double Silk SE0171

OVERALL DIMENSIONS

480x480x1880 mm

STRUCTURE DIMENSIONS

300x300x1600 mm

LAMPSHADE DIMENSIONS

Ø480xØ380x350 mm

[BACK TO INDEX](#)

PAG > 560

LAOS

FLOOR LAMP



FLF020016AAA

MATERIALS

Structure Brushed Brass MT0028

Base Wood Veneer VN0050 High Gloss Close Pore

Pendant Ornament FPO020004AAA - X

Lampshade Cylindrical FLS040010ABK:

Double Silk SE0171

OVERALL DIMENSIONS

450x450x2080 mm

STRUCTURE DIMENSIONS

300x300x1680 mm

LAMP SHADE DIMENSIONS

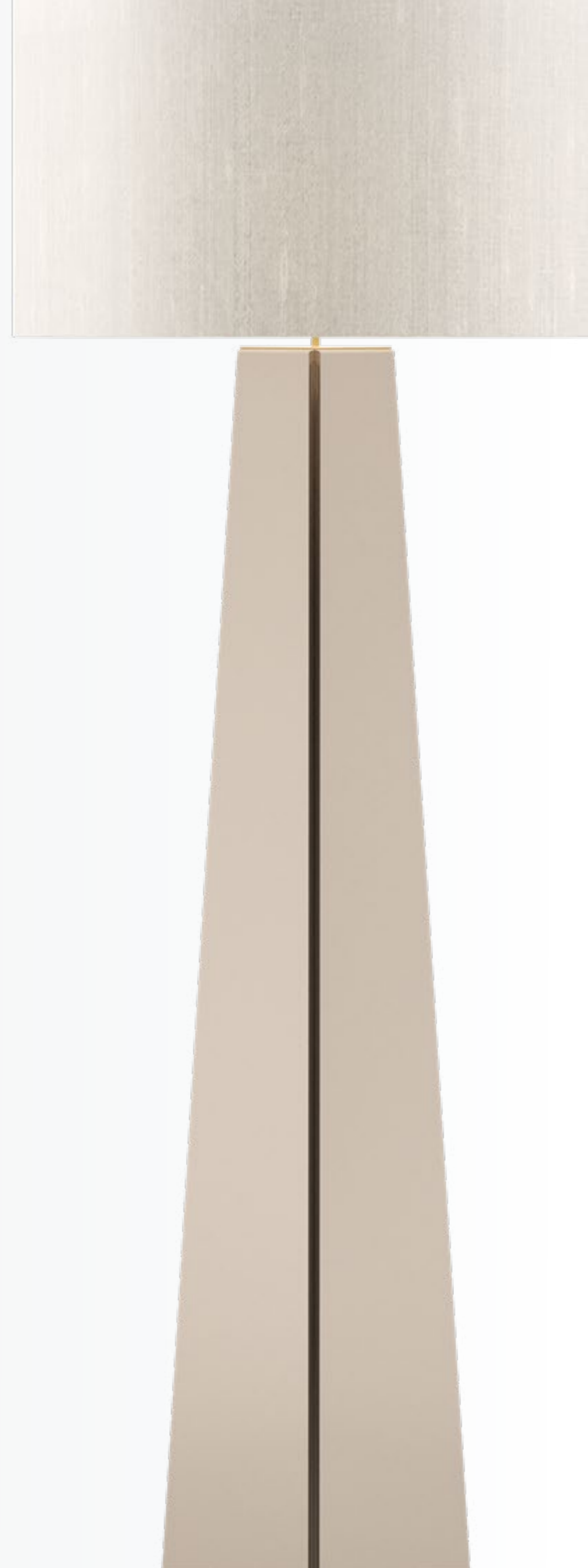
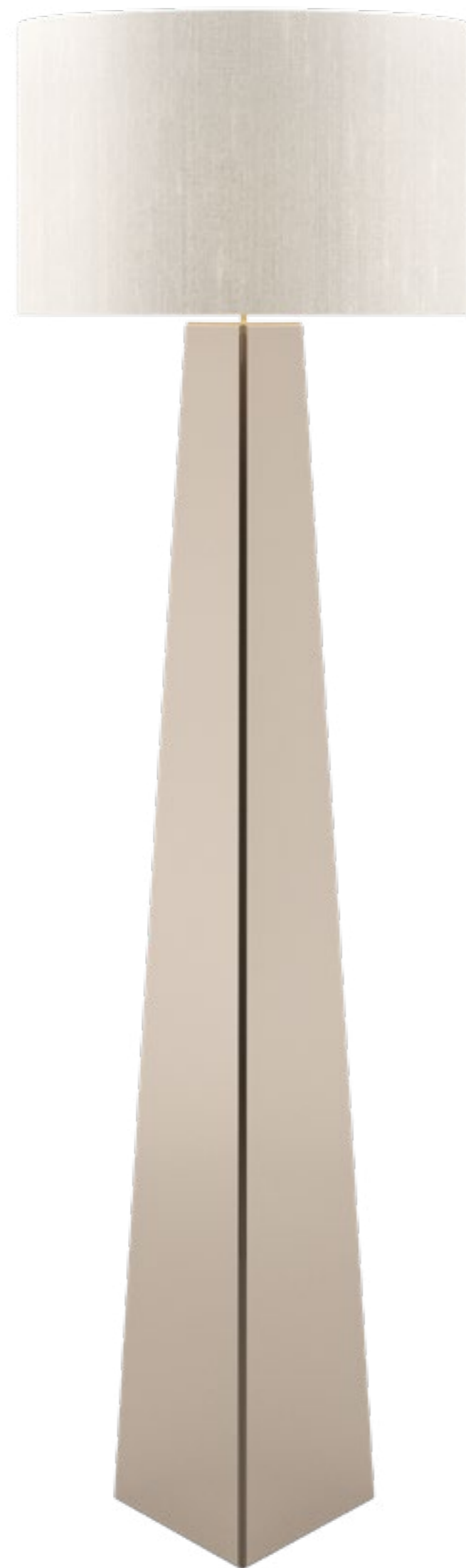
Ø450x300 mm

[BACK TO INDEX](#)

PAG > 561

OLIVA

FLOOR LAMP



FLF020007AAC

MATERIALS

Structure Bronze Mirror GM0006

Detail Brushed Brass MT0028

Lampshade Cylindrical FLS040018AAM:

Double Silk SE0171

OVERALL DIMENSIONS

600x600x1815 mm

STRUCTURE DIMENSIONS

320x320x1515 mm

LAMPSHADE DIMENSIONS

Ø600x350 mm

[BACK TO INDEX](#)

PAG > 562

HANOI

FLOOR LAMP



FLF020014AAI

MATERIALS

Structure Brushed Brass MT0001
Base Lacquered Wood LQ0003 High Gloss
Pendant Ornament FPO020005AAA - L

Lampshade Cylindrical FLS040005ABL:
Double Silk SE0171

OVERALL DIMENSIONS
450x450x1910 mm

STRUCTURE DIMENSIONS
300x300x1680 mm

LAMP SHADE DIMENSIONS
Ø450x300 mm

[BACK TO INDEX](#)

PAG > 563

CLOS

FLOOR LAMP



FLF020020AAB

MATERIALS

Structure Detail Leather LT0061
Structure Brushed Brass MT0028

Lampshade Conical FLS010001ABC:
Double Silk SE0171

OVERALL DIMENSIONS

480x480x1840 mm

STRUCTURE DIMENSIONS

Ø300x1540 mm

LAMPSHADE DIMENSIONS

Ø480xØ380x380 mm

OMAN

FLOOR LAMP



FLF020017AAY

MATERIALS

Details Brushed Brass MT0001
Structure Leather LT0061

Lampshade Conical FLS010006ABH:
Double Silk SE0171

OVERALL DIMENSIONS

480x480x1860 mm

STRUCTURE DIMENSIONS

Ø300x1540 mm

LAMPSHADE DIMENSIONS


Ø480xØ380x380 mm

[BACK TO INDEX](#)

PAG > 565

ATHENS

FLOOR LAMP



FLF020003AAB

MATERIALS

Structure Brushed Brass MT0001

Lampshade Special Form FLS050001AAG;
Pleated Silk SE0171

OVERALL DIMENSIONS

-

STRUCTURE DIMENSIONS

300x300x1800 mm

LAMPSHADE DIMENSIONS

Ø410xØ180x280 mm

[BACK TO INDEX](#)

PAG > 566

ACCRA

FLOOR LAMP



FLF020009AAA

MATERIALS

Structure Polished Stainless Steel MT0008

Pendant Ornament FPO020009AAA - Q

Lampshades Cylindrical FLS040001ADB:

Double Silk SE0171

OVERALL DIMENSIONS

450x450x1810 mm

STRUCTURE DIMENSIONS

300x300x1580 mm

LAMPSHADE DIMENSIONS

Ø450x300 mm

[BACK TO INDEX](#)

PAG > 567

SAGRES

FLOOR LAMP



FLF020008AAA

MATERIALS

Structure Polished Stainless Steel MT0008
Base Lacquered Wood LQ0003 High Gloss
Pendant Ornament FPO020018AAA - T

Lampshades Cylindrical FLS040002ABB:
Double Silk SE0171

OVERALL DIMENSIONS

320x320x1820 mm

STRUCTURE DIMENSIONS

320x320x1820 mm

LAMP SHADE DIMENSIONS


Ø200x350 mm

[BACK TO INDEX](#)

PAG > 568

SOUL

FLOOR LAMP



FLF020011AAJ

MATERIALS

Structure Brushed Brass MT0001

Base Stone ST0019

Pendant Ornament FPO020009AAA - V

Lampshade Cylindrical FLS040004AAJ:

Double Silk SE0171

OVERALL DIMENSIONS

450x450x1815 mm

STRUCTURE DIMENSIONS

330x330x1590 mm

LAMPSHADE DIMENSIONS

Ø450x300 mm

[BACK TO INDEX](#)

PAG > 569

RHODES

FLOOR LAMP



FLF020022AAA

MATERIALS

Structure Brushed Brass MT0001

Details Wood Veneer VN0050 High Gloss Close Pore

Lampshade FLS040034AAD:

Double Silk SE0171

OVERALL DIMENSIONS

500x500x1775 mm

STRUCTURE DIMENSIONS

Ø465x1445 mm

LAMP SHADE DIMENSIONS

Ø500x350 mm

[BACK TO INDEX](#)

PAG > 570

GLASGOW

FLOOR LAMP



FLF020004AAF

MATERIALS

Structure Solid Wood SW0007 Satin Open Pore
Detail Brushed Brass MT0001

Lampshade Cylindrical FLS040017AAC:
Double Silk SE0171

OVERALL DIMENSIONS

600x600x1800 mm

STRUCTURE DIMENSIONS

440x440x1545 mm

LAMPSHADE DIMENSIONS

Ø600x350 mm

[BACK TO INDEX](#)

PAG > 571

NAPLES

FLOOR LAMP



FLF020024AAA

MATERIALS

Structure Lacquered Wood LQ0002 High Gloss
Structure Inlay Leather LT0047
Top Detail Stone ST0019
Base & Details Wood Veneer VN0028 Satin Open Pore
Details Brushed Brass MT0028
Cable Golden Fabric

Lampshade Cylindrical FLS040043AAA:
Double Silk SE0171

OVERALL DIMENSIONS

Ø450x1700 mm

STRUCTURE DIMENSIONS

Ø200x1500 mm

LAMP SHADE DIMENSIONS


Ø450x300 mm

[BACK TO INDEX](#)

PAG > 572

MADRID

FLOOR LAMP



FLF020023AAA

MATERIALS

Structure Painted Iron MT0020
Details & Knurl Brushed Brass MT0028
Base Stone ST0005
Base Wood Veneer VN0162 Satin Open Pore
Cable Golden Fabric

Lampshade Cylindrical FLS040040AAB:
Double Silk SE0171

OVERALL DIMENSIONS

625x450x1700 mm

STRUCTURE DIMENSIONS

425x300x1700 mm

LAMPSHADE DIMENSIONS

Ø450x300 mm

[BACK TO INDEX](#)

PAG > 573

PORTLAND

NEW
Product

FLOOR LAMP



FLF020025AAA

MATERIALS

Top Detail & Base Stone ST0019
Body Wood Veneer VN0056 High Gloss Close Pore
Structure Brushed Brass MT0028
Knurl Brushed Brass MT0028

DIMENSIONS

475x220x1700 mm

[BACK TO INDEX](#)

PAG > 574

JUNEAU

NEW
Product

FLOOR LAMP



FLF020026AAA

MATERIALS

Lampshade & Base Stone ST0019

Base Detail Wood Veneer VN0028 Satin Open Pore

Structure Detail Solid Wood SW0007 Satin Open Pore

Structure & Details Brushed Brass MT0028

DIMENSIONS

300x300x1600 mm

[BACK TO INDEX](#)

PAG > 575



LIGHTING


CEILING LAMPS

2022 CATALOGUE

[BACK TO INDEX](#)

BROOME

CEILING LAMP



FLF010011AAA

MATERIALS

Structure Brushed Brass MT0001

Lampshades Cylindrical FLS040009AAM (10x):
Double Silk & Diffuser SE0171

OVERALL DIMENSIONS

450x490x1730 mm

STRUCTURE DIMENSIONS

440x440x1580 mm

LAMPSHADE DIMENSIONS


Ø150x250 mm

[BACK TO INDEX](#)

PAG > 578

NIMES

CEILING LAMP



FLF010002AAC

MATERIALS

Structure Brushed Brass MT0028

Lampshade Cuboid FLS030001AAE:
Pleated Silk SE0171


OVERALL DIMENSIONS
2000x200x800 mm

STRUCTURE DIMENSIONS
1680x100x500 mm

LAMPSHADE DIMENSIONS
2000x200x300 mm

ALASKA

CEILING LAMP



FLF010004AAB

MATERIALS

Structure Brushed Brass MT0001

Lampshade Special Form FLS050002AAD:
Gathered Silk SE0171

OVERALL DIMENSIONS

450x450x1990 mm

STRUCTURE DIMENSIONS

150x150x1586 mm

LAMP SHADE DIMENSIONS

450x220x480 mm

[BACK TO INDEX](#)

PAG > 580

TAIF

CEILING LAMP



FLF010013AAD

MATERIALS

Structure Brushed Brass MT0028

12 units:

Lampshades & Details Lacquered LQ0005 High Gloss

Diffusers Opaline Glass 5mm GM0049

DIMENSIONS

Ø1200x2000 mm

[BACK TO INDEX](#)

PAG > 581

PETRA

CEILING LAMP



FLF010019AAA

MATERIALS

Structure Brushed Brass MT0028

Details Stone ST0019

DIMENSIONS

Ø900x1800 mm

[BACK TO INDEX](#)

PAG > 582

MONTPELLIER

CEILING LAMP



FLF010016AAD

MATERIALS

Structure & Details Brushed Brass MT0028

Lampshades Cylindrical FLS040027AAM (8x):
Double Silk & Diffuser SE0171

OVERALL DIMENSIONS
1290x1290x1800 mm

STRUCTURE DIMENSIONS
Ø1048x1800 mm

LAMPSHADE DIMENSIONS
Ø300x230 mm

[BACK TO INDEX](#)

PAG > 583

DARWIN

CEILING LAMP



FLF010010AAJ

MATERIALS

Structure Brushed Brass MT0028

Lampshade Conical FLS010009AAG:
Double Silk & Diffuser SE0171

OVERALL DIMENSIONS

920x920x1500 mm

STRUCTURE DIMENSIONS

Ø200x1500 mm

LAMPSHADE DIMENSIONS

Ø920xØ700x450 mm

[BACK TO INDEX](#)

[PAG > 584](#)

NEPAL

CEILING LAMP



FLF010009AAT

MATERIALS

Structure Brushed Brass MT0028

Detail Bronze Mirror GM0006

Lampshades Cylindrical FLS040016AAI (7x):

Double Silk & Diffuser SE0171

OVERALL DIMENSIONS

1760x250x840 mm

STRUCTURE DIMENSIONS

1760x250x555 mm

LAMPSHADE DIMENSIONS

Ø150x350 mm

TALIS

CEILING LAMP



FLF010012AAB

MATERIALS

Structure Brushed Brass MT0001

Lampshades Cubic:

FLS020004AAP (3x)

FLS020004ABD (2x)

FLS020004ABE (2x)

Double Silk & Diffuser SE0171

OVERALL DIMENSIONS

1570x300x1750 mm

STRUCTURE DIMENSIONS

1570x200x1490 mm

LAMPSHADE DIMENSIONS

150x300x250 mm

200x250x350 mm

300x180x300 mm

[BACK TO INDEX](#)

PAG > 586

VIENNA

CEILING LAMP



FLF010015AAS

MATERIALS

Structure, Details & Knurl Brushed Brass MT0028

Lampshades Cylindrical FLS040007AAV (16x):
Double Silk & Diffuser SE0171

OVERALL DIMENSIONS

1200x1200x1000 mm

STRUCTURE DIMENSIONS

Ø1200x1000 mm

LAMPSHADE DIMENSIONS

Ø120x270 mm

[BACK TO INDEX](#)

PAG > 587

COLOGNE

CEILING LAMP



FLF010014AAR

MATERIALS

Structure Brushed Brass MT0028
Knurl Detail Brushed Brass MT0028

Lampshade Cylindrical:
FLS040028AAM (6x)
FLS040028AAN (6x)
Double Silk SE0171

OVERALL DIMENSIONS
1300x1300x2000 mm

STRUCTURE DIMENSIONS
Ø1185x2000 mm


LAMPSHADE DIMENSIONS
Ø200x270 mm
Ø150x230 mm

[BACK TO INDEX](#)

PAG > 588

DOMAIN

CEILING LAMP



FLF010006AAA

MATERIALS

Structure Brushed Brass MT0001

Lampshades Cubic FLS020003AAF (8x):
Double Silk SE0171

OVERALL DIMENSIONS
1180x1180x1530 mm

STRUCTURE DIMENSIONS
Ø1180x1530 mm

LAMPSHADE DIMENSIONS
200x200x200 mm

[BACK TO INDEX](#)

PAG > 589

KYOTO

CEILING LAMP



FLF010021AAA

MATERIALS

Structure & Details Brushed Brass MT0028

Top Inlay Bronze Mirror GM0006

Lampshade Front & Back Lacquered Rattan LQ0021 Satin

DIMENSIONS

350x350x1800 mm

[BACK TO INDEX](#)

PAG > 590

ZURICH

CEILING LAMP



FLF010022AAA

MATERIALS

Structure & Knurl Brushed Brass MT0028
Details Brushed Oxidized Brass MT0029
Centre Detail Wood Veneer VN0028 Satin Open Pore

Lampshades Cylindrical FLS040039AAB (10x):
Double Silk SE0171

OVERALL DIMENSIONS

920x920x1800 mm

STRUCTURE DIMENSIONS

Ø920x1690 mm

LAMP SHADE DIMENSIONS

Ø110x200 mm

[BACK TO INDEX](#)

PAG > 591

TAKI

CEILING LAMP



FLF010020AAA

MATERIALS

Structure & Knurl Brushed Brass MT0028
Top Inlay Bronze Mirror GM0006
Cable Black Fabric
(Light Bulb included)

DIMENSIONS

350x350x1700 mm

[BACK TO INDEX](#)

PAG > 592

DINANT

CEILING LAMP



FLF010023AAA

MATERIALS

Structure & Knurl Brushed Brass MT0028
Lampshade Front & Back Stone ST0019
Cable Dark Grey Fabric
(Adjustable Height)

DIMENSIONS

200x58x1800 mm (unit)



[BACK TO INDEX](#)

PAG > 593

DURHAM

CEILING LAMP



FLF010024AAA

MATERIALS

Structure & Knurl Brushed Brass MT0028
Structure Detail Wood Veneer VN0028 Satin Open Pore
Lampshade Top Stone ST0019
Cable Black Fabric
(Adjustable Height)

DIMENSIONS

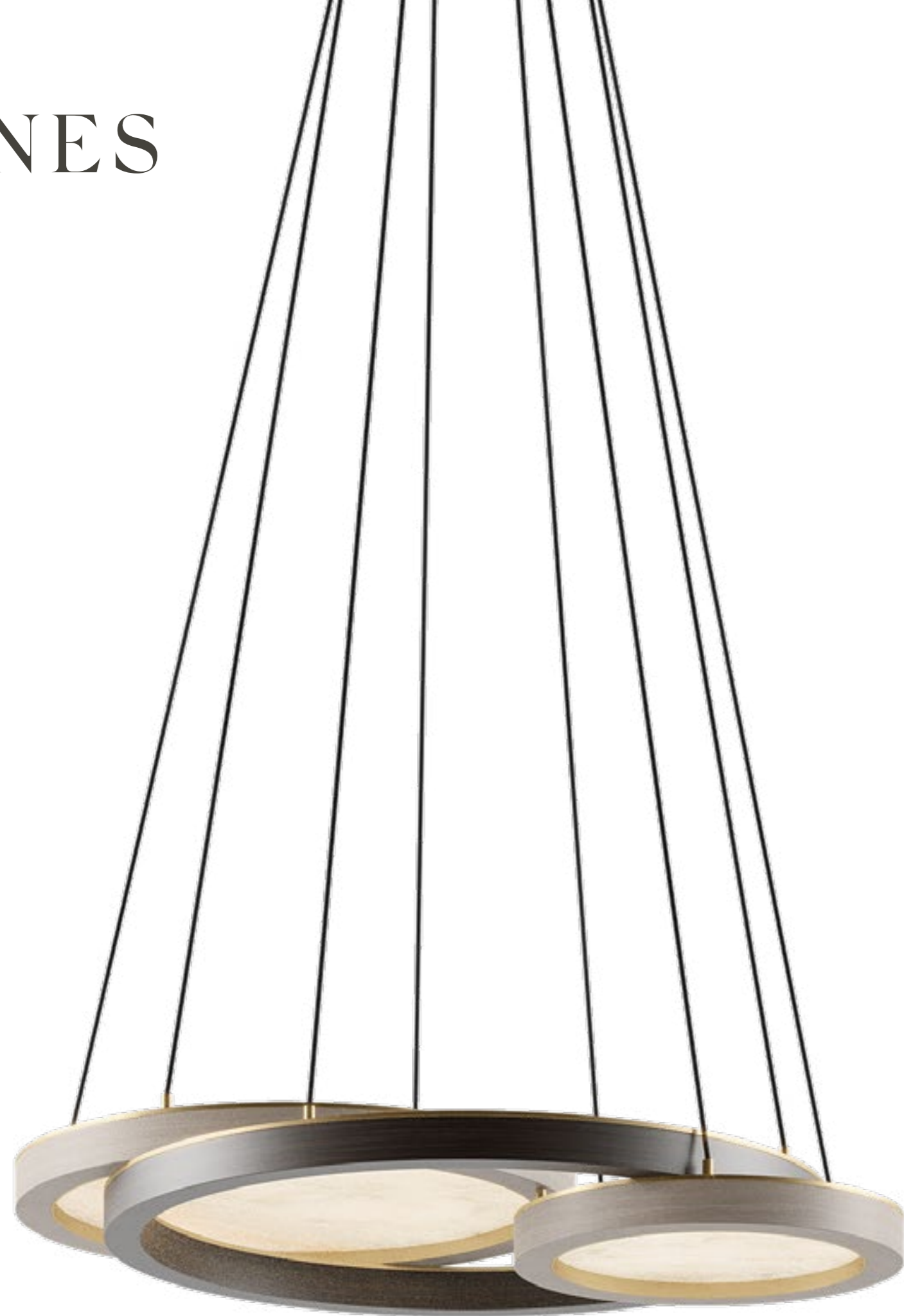
75x75x1800 mm (unit)

[BACK TO INDEX](#)

PAG > 594

RENNES

CEILING LAMP



FLF010025AAN

MATERIALS

Base Wood Veneer VN0056 High Gloss Close Pore
Central Structure Wood Veneer VN0028 Satin Open Pore
Medium & Small Lampshade Frame Wood Veneer VN0162 Satin Open Pore
Details Brushed Brass MT0028
Lampshade Inlay Stone ST0019

DIMENSIONS

900x700x1700mm

[BACK TO INDEX](#)

PAG > 595

JUNEAU

CEILING LAMP



FLF010026AAA

MATERIALS

Structure & Details Brushed Brass MT0028

Lampshade Stone ST0019

DIMENSIONS

1660x200x895 mm

[BACK TO INDEX](#)

PAG > 596

PALM SPRINGS

CEILING LAMP



FLF010027AAA

MATERIALS

Top & Bottom Detail Solid Wood SW0007 Satin Open Pore
Structure & Knurl Brushed Brass MT0028

DIMENSIONS

490x200x1500 mm

BOISE

NEW
Product

CEILING LAMP



FLF010028AAD

MATERIALS

Structure & Knurl Brushed Brass MT0028

Lampshade Grey Glass

DIMENSIONS

690x690x1080 mm

[BACK TO INDEX](#)

PAG > 598

BOISE MODULAR

NEW
Product

CEILING LAMP



BOISE V

FLF010037AAA

MATERIALS

Structure & Knurl Brushed Brass MT0028

OVERALL DIMENSIONS

100x100x520 mm

BOISE III

FLF010035AAA

MATERIALS

Structure & Knurl Brushed Brass MT0028

Lampshade Grey Glass

OVERALL DIMENSIONS

690x690x710 mm

BOISE IV

FLF010036AAA

MATERIALS

Structure Brushed Brass MT0028

OVERALL DIMENSIONS

50x50x440 mm

BOISE II

FLF010029AAF

MATERIALS

Structure & Knurl Brushed Brass MT0028

Lampshade Grey Glass

OVERALL DIMENSIONS

690x690x955 mm

LUND

NEW
Product

CEILING LAMP



FLF010030AAE

MATERIALS

Structure & Knurl Brushed Brass MT0028

Lampshade Opalino Glass

DIMENSIONS

860x430x1000 mm

[BACK TO INDEX](#)

PAG > 600

SAPA

NEW
Product

CEILING LAMP



FLF010031AAA

MATERIALS

Structure & Knurl Brushed Brass MT0028
Lampshade Grey Glass

DIMENSIONS

760x180x1000 mm

[BACK TO INDEX](#)

PAG > 601

TALLIN NEW *Product*

CEILING LAMP



FLF010032AAB

MATERIALS

Structure & Knurl Brushed Brass MT0028

DIMENSIONS

700x700x520 mm

QUEBEC

NEW
Product

CEILING LAMP



FLF010033AAC

MATERIALS

Structure Brushed Brass MT0028

Lampshade Stone ST0019

DIMENSIONS

510x450x100 mm

HELSINKI

NEW
Product

CEILING LAMP



FLF010034AAC

MATERIALS

Structure Brushed Brass MT0028

Detail Painted Iron MT0042

Lampshades Cylindrical FLS040045AAA (4x):

Double Silk & Diffuser SE0171

OVERALL DIMENSIONS

STRUCTURE DIMENSIONS

740x740x1000 mm

LAMPSHADE DIMENSIONS

150x150x200 mm

[BACK TO INDEX](#)

PAG > 604



LIGHTING
WALL LAMPS

2022 CATALOGUE

[BACK TO INDEX](#)

VIENNA

WALL LAMP



FLF050012AAG

MATERIALS

Structure Brushed Brass MT0028
Centre Detail Bronze Mirror GM0006

Lampshade Cylindrical FLS040007AAV:
Double Silk & Diffuser SE0171

OVERALL DIMENSIONS

120x220x390 mm

STRUCTURE DIMENSIONS

120x180x195 mm

LAMPSHADE DIMENSIONS

Ø120x270 mm

HEIDELBERG II

WALL LAMP



FLF050021AAC

MATERIALS

Structure Brushed Brass MT0001

Main Stone ST0019

Knurl Detail Brushed Brass MT0028

(Note: This lamp weighs 7kgs)

DIMENSIONS

150x80x450 mm

[BACK TO INDEX](#)

PAG > 608

HEIDELBERG

WALL LAMP



FLF050016AAI

MATERIALS

Structure Brushed Brass MT0001

Main Stone ST0019

Knurl Detail Brushed Brass MT0028

(Note: This lamp weighs 10kgs)

DIMENSIONS

253x130x700 mm

[BACK TO INDEX](#)

PAG > 609

CARTAGENA

WALL LAMP



FLF050013AAC

MATERIALS

Lampshade - Stone - ST0019

Lampshade - Bronze Mirror - GM0006

Structure Brushed Brass MT0001

DIMENSIONS

230x110x650 mm

PETRA

WALL LAMP



FLF050020AAA

MATERIALS

Structure Brushed Brass MT0028

Centre Detail Stone ST0019

DIMENSIONS

210x45x255 mm

JAIPUR

WALL LAMP



FLF050008AAB

MATERIALS

Structure Brushed Brass MT0001
Centre Inlay Bronze Mirror GM0006
Pendant Ornament FPO010005AAA - K

Lampshade Cylindrical FLS040008AAS:
Double Silk SE0171

OVERALL DIMENSIONS

170x180x400 mm

STRUCTURE DIMENSIONS

170x120x400 mm

LAMP SHADE DIMENSIONS

Ø140x230 mm

[BACK TO INDEX](#)

PAG > 612

GOA

WALL LAMP



FLF050009AAF

MATERIALS

Structure Brushed Brass MT0028
Centre Inlay Bronze Mirror GM0006

Lampshade Cylindrical FLS040003AAQ:
Double Silk SE0171

OVERALL DIMENSIONS

170x180x410 mm

STRUCTURE DIMENSIONS

170x120x410 mm

LAMPSHADE DIMENSIONS

Ø140x260 mm

[BACK TO INDEX](#)

PAG > 613

LOMBOK

WALL LAMP



FLF050017AAF

MATERIALS

Structure Brushed Brass MT0028
Centre Detail Wood Veneer VN0028 Satin Open Pore
Centre Inlay Bronze Mirror GM0006
Knurl Brushed Brass MT0028

Lampshade Cylindrical FLS040033AAC:
Double Silk SE0171

OVERALL DIMENSIONS

195x166x400 mm

STRUCTURE DIMENSIONS

195x125x400 mm

LAMPSHADE DIMENSIONS

Ø120x225 mm

[BACK TO INDEX](#)

PAG > 614

KASSEL

WALL LAMP



FLF050014AAJ

MATERIALS

Structure Brushed Brass MT0028
Frame Wood Veneer VN0028 Satin Open Pore
Center Inlay Stone ST0019
Knurled Detail Brushed Brass MT0028

Lampshade Cylindrical FLS040036AAJ:
Double Silk SE0171

OVERALL DIMENSIONS

145x190x510 mm

STRUCTURE DIMENSIONS

145x140x510 mm

LAMPSHADE DIMENSIONS

Ø120x300 mm

[BACK TO INDEX](#)

PAG > 615

BONN

WALL LAMP



FLF050010AAJ

MATERIALS

Main Solid Wood SW0007 Satin Open Pore
Structure Brushed Brass MT0001

Lampshade Cylindrical FLS040014AAR:
Double Silk SE0171

OVERALL DIMENSIONS

175x180x375 mm

STRUCTURE DIMENSIONS

175x180x375 mm

LAMP SHADE DIMENSIONS

Ø120x190 mm

[BACK TO INDEX](#)

PAG > 616

TRIESTE

WALL LAMP



FLF050018AAA

MATERIALS

Structure Brushed Brass MT0001
Detail Wood Veneer VN0028 Satin Open Pore
Centre Inlay Stone ST0005

(Light Bulb included)

DIMENSIONS


200x186x310 mm

[BACK TO INDEX](#)

PAG > 617

SAINT MORITZ II

WALL LAMP



FLF050015AAB

MATERIALS

Structure Brushed Brass MT0028

Centre Detail Stone ST0019

Knurled Detail Brushed Brass MT0028

Lampshade Opalino Glass

(Light Bulbs included)

DIMENSIONS

340x260x380 mm

[BACK TO INDEX](#)

PAG > 618

SAINT MORITZ

WALL LAMP



FLF050019AAI

MATERIALS

Structure Brushed Brass MT0028

Centre Detail Stone ST0019

Knurled Detail Brushed Brass MT0028

Lampshade Opalino Glass

(Light Bulb included)

DIMENSIONS

155x165x390 mm

[BACK TO INDEX](#)

PAG > 619

KENDARI

WALL LAMP



FLF050011AAA

MATERIALS

Structure Brushed Brass MT0001
Centre Inlay Bronze Mirror GM0006

Lampshade Cylindrical FLS040006AAO:
Double Silk SE0171

OVERALL DIMENSIONS

230x255x1400 mm

STRUCTURE DIMENSIONS

230x180x1214 mm

LAMPSHADE DIMENSIONS

Ø210x350 mm

KENDARI II

WALL LAMP



FLF050022AAA

MATERIALS

Structure Polished Stainless Steel MT0008
Centre Inlay Bronze Mirror GM0006

Lampshade Cylindrical FLS040006AAP:
Double Silk SE0171

OVERALL DIMENSIONS

130x160x520 mm

STRUCTURE DIMENSIONS

130x80x345 mm

LAMPSHADE DIMENSIONS

Ø120x200 mm

[BACK TO INDEX](#)

PAG > 621

TANGIER

WALL LAMP



FLF050023AAA

MATERIALS

Centre Inlay Stone ST0019
Bottom Inlay Wood Veneer VN0028 Satin Open Pore
Structure, Details & Knurl Brushed Brass MT0028

DIMENSIONS

250x85x500 mm

[BACK TO INDEX](#)

PAG > 622

KANDY

WALL LAMP



FLF050024AAA

MATERIALS

Big Centre Inlay Stone ST0019

Small Centre Inlay Stone ST0005

Bottom Inlay Wood Veneer VN0028 Satin Open Pore

Structure & Details Brushed Brass MT0028

DIMENSIONS

250x120x500 mm

[BACK TO INDEX](#)

PAG > 623

ASPEN

WALL LAMP



FLF050025AAB

MATERIALS

Structure Solid Wood SW0007 Satin Open Pore
Centre Detail Bronze Mirror GM0006
Details & Knurl Brushed Brass MT0028
(Light Bulb included)

DIMENSIONS

125x130x330 mm

[BACK TO INDEX](#)

PAG > 624

ZURICH

WALL LAMP



FLF050026AAB

MATERIALS

Structure Brushed Brass MT0028

Knurl Brushed Brass MT0028

Details Brushed Oxidized Brass MT0029

Centre Detail Wood Veneer VN0028 Satin Open Pore

Lampshade Cylindrical FLS040039AAB:

Double Silk SE0171

OVERALL DIMENSIONS

120x190x370 mm

STRUCTURE DIMENSIONS

120x170x320 mm

LAMPSHADE DIMENSIONS

Ø110x200 mm

LAYSAN

WALL LAMP



FLF050028AAB

MATERIALS

Centre Inlay Stone ST0019
Base Detail Wood Veneer VN0169 Satin Open Pore
Structure & Knurl Brushed Brass MT0028

DIMENSIONS

200x85x365 mm

[BACK TO INDEX](#)

PAG > 626

DURHAM NEW *Product*

WALL LAMP



FLF050029AAA

MATERIALS

Structure & Knurl Brushed Brass MT0028

Structure & Centre Detail Wood Veneer VN0028 Satin Open Pore

Lampshade Top Stone ST0019

DIMENSIONS

120x148x346 mm

[BACK TO INDEX](#)

PAG > 627

TOBAGO NEW *Product*

WALL LAMP



FLF050030AAA

MATERIALS

Structure Painted Iron MT0042

Centre Detail Wood Veneer VN0128 High Gloss Close Pore

Details Brushed Brass MT0028

DIMENSIONS

230x252x350 mm

[BACK TO INDEX](#)

PAG > 628

TOBAGO II NEW *Product*

WALL LAMP



FLF050034AAA

MATERIALS

Structure Painted Iron MT0042
Centre Detail Bronze Mirror GM0006
Details Brushed Brass MT0028

DIMENSIONS

230x252x350 mm

JUNEAU

NEW
Product

WALL LAMP



FLF050031AAB

MATERIALS

Structure Brushed Brass MT0028

Lampshade Stone ST0019

Bottom Detail Wood Veneer VN0028 Satin Open Pore

DIMENSIONS


200x135x415 mm

[BACK TO INDEX](#)

PAG > 630

PALM SPRINGS NEW *Product*

WALL LAMP



FLF050032AAA

MATERIALS

Top & Bottom Detail Solid Wood SW0007 Satin Open Pore
Centre Detail Wood Veneer VN0028 Satin Open Pore
Structure & Knurl Brushed Brass MT0028

DIMENSIONS

140x225x345 mm

[BACK TO INDEX](#)

PAG > 631

STOCKHOLM NEW *Product*

WALL LAMP



FLF050035AAC

MATERIALS

Structure & Knurl Brushed Brass MT0028

DIMENSIONS

500x156x60 mm



LIGHTING

PENDANT ORNAMENTS

2022 CATALOGUE

[BACK TO INDEX](#)

PENDANT ORNAMENTS

PENDANT ORNAMENTS

A

FPO010005



B

FPO010005



C

FPO020005



D

FPO020011



E

FPO010004



F

FPO020004



G

FPO010001



H

FPO020001



I

FPO010005



J

FPO020005



PENDANT ORNAMENTS

K

FPO010005



L

FPO020018



M

FPO020011



N

FPO010001



O

FPO010004



P

FPO010009



Q

FPO020009



R

FPO010008



S

FPO010005



T

FPO020018



PENDANT ORNAMENTS

U

FPO010009



V

FPO020009



W

FPO010004



X

FPO020004



Y

FPO020008



Z

FPO010011



AA

FPO020012



AB

FPO010002



AC

FPO020002



AD

FPO010002



PENDANT ORNAMENTS

AE

FPO020002



AF

FPO010003



AG

FPO020003



AH

FPO010003



AI

FPO020003



AJ

FPO010003



AK

FPO020003



AL

FPO010003



AM

FPO020003



AN

FPO020003



AO

FPO020003



AP

FPO020003



AQ

FPO010003



AR

FPO010003



AS

FPO010003



AT

FPO020004



AU

FPO010005



AV

FPO020011



AW

FPO010005



AX

FPO020004



PENDANT ORNAMENTS

AZ

FPO020005



BA

FPO010010



BB

FPO020003



BC

FPO010004



BD

FPO020005



BE

FPO020010



BF

FPO010005



BG

FPO020018



THE COLLECTION





ACCESSORIES

2022 CATALOGUE

[BACK TO INDEX](#)

ACCESSORIES

THE ART
OF THE
FINISHING
TOUCH
Connoisseurs



ACCESSORIES
MIRRORS

2020 COLLECTION

[BACK TO INDEX](#)

MIRRORS

TRIBUTO

MIRROR



FAC050014AAA

MATERIALS

Inlay Clear Mirror GM0002
Structure Wood Veneer VN0050 High Gloss Close Pore
Details Brushed Brass MT0001

DIMENSIONS

500x50x1000 mm

[BACK TO INDEX](#)

PAG > 647

PHOENIX

MIRROR



FAC050013AAV

MATERIALS

Clear Mirror GM0002
Structure Wood Veneer VN0050 High Gloss Close Pore
Details Brushed Brass MT0028

DIMENSIONS


700x60x2000 mm

[BACK TO INDEX](#)

PAG > 648

PHOENIX II

MIRROR



FAC050019AAA

MATERIALS

Clear Mirror GM0002
Main Wood Veneer VN0056 Satin Open Pore
Details Brushed Brass MT0028

DIMENSIONS


1100x60x700 mm

[BACK TO INDEX](#)

PAG > 649

DOURO

MIRROR



FAC050004AAA

MATERIALS

Clear Mirror GM0002

Structure Lacquered Wood LQ0009 High Gloss

DIMENSIONS

700x40x2000 mm

[BACK TO INDEX](#)

PAG > 650

DOURO II

MIRROR

S



M



S FAC050010AAW

M FAC050042AAA

MATERIALS

Clear Mirror GM0002

Structure Lacquered Wood LQ0038 High Gloss

Details Brushed Brass MT0001


DIMENSIONS

S 700x40x1200 mm

M 700x40x2000 mm

DURBAN I

MIRROR



FAC050008AAA

MATERIALS

Clear Mirror GM0002

Structure Lacquered Wood LQ0013 High Gloss

DIMENSIONS

Ø600x40 mm

[BACK TO INDEX](#)

PAG > 652

DURBAN II

MIRROR



FAC050009AAA

MATERIALS

Inlay Clear Mirror GM0002

Structure Lacquered Wood LQ0013 High Gloss

DIMENSIONS

Ø600x40 mm

DURBAN III

MIRROR



FAC050011AAV

MATERIALS

Clear Mirror GM0002
Structure Lacquered Wood LQ0003 High Gloss
Details Brushed Brass MT0001

DIMENSIONS

Ø600x40 mm

[BACK TO INDEX](#)

PAG > 654

KOBE

MIRROR



FAC050018AAA

MATERIALS

Clear Mirror GM0002
Middle Structure Wood Veneer VN0028 Satin Open Pore
Details Polished Stainless Steel MT0008

DIMENSIONS


Ø650x30 mm

[BACK TO INDEX](#)

PAG > 655

PADUA

MIRROR



FAC050016AAA

MATERIALS

Clear Mirror GM0002
Middle Structure Wood Veneer VN0028 Satin Open Pore
Details Brushed Brass MT0001

DIMENSIONS


450x35x1280 mm

[BACK TO INDEX](#)

PAG > 656

OSAKA

MIRROR



FAC050017AAA

MATERIALS

Clear Mirror GM0002

Middle Structure Wood Veneer VN0028 Satin Open Pore

Details Brushed Brass MT0001

DIMENSIONS

618x35x700 mm

CLICQUOT

MIRROR



FAC050012AAA

MATERIALS

Clear Mirror GM0002
Structure Lacquered Wood LQ0003 High Gloss
Details Brushed Brass MT0001

DIMENSIONS

500x60x500 mm

[BACK TO INDEX](#)

PAG > 658

DENVER

MIRROR



FAC050015AAN

MATERIALS

Clear Mirror GM0002
Main Leather LT0108
Details Brushed Brass MT0001

DIMENSIONS


750x40x750 mm

[BACK TO INDEX](#)

PAG > 659

VERSALHES

MIRROR



RND - FAC050006AAA

MATERIALS

2 units
Bronze Mirror GM0006
3 units
Clear Mirror GM0002

DIMENSIONS

1390x55x860mm

ORAN

MIRROR



FAC050020AAA

MATERIALS

Clear Mirror GM0002
Details Stone ST0005
Back Lacquered Wood LQ0005 Satin
Structure Brushed Brass MT0028

DIMENSIONS

450x30x1000 mm

[BACK TO INDEX](#)

PAG > 661

LANCASTER

MIRROR



FAC050021AAA

MATERIALS

Structure Wood Veneer VN0028 Satin Open Pore

Clear Mirror GM0002

Details Brushed Brass MT0028

DIMENSIONS

700x50x2000 mm

BELMONTE

MIRROR



FAC050022AAA

MATERIALS

Top Inlay Stone ST0019
Clear Mirror GM0002
Structure Wood Veneer VN0028 Satin Open Pore
Details Brushed Brass MT0028

DIMENSIONS

850x40x940 mm

[BACK TO INDEX](#)

PAG > 663

AGADIR

TABLE MIRROR



BIG - FAC050023AAA
SMALL - FAC050023AAB

MATERIALS

Clear Mirror GM0002
Back Wood Veneer VN0028 Satin Open Pore
Base Stone ST0019
Details Brushed Brass MT0028

DIMENSIONS

- M 400x100x530 mm
- S 250x65x335 mm

AMALFI

TABLE MIRROR



FAC050024AAA

MATERIALS

Inlay Stone ST0019

Clear Mirror GM0002

Structure Brushed Brass MT0028

Back Wood Veneer VN0028 Satin Open Pore

DIMENSIONS


325x50x305 mm

[BACK TO INDEX](#)

PAG > 665

BRESCIA

MIRROR



FAC050025AAA

MATERIALS

Clear Mirror GM0002
Middle Structure Inlay Leather LT0271
Small Circle Wood Veneer VN0162 Satin Open Pore
Big Circle Wood Veneer VN0028 Satin Open Pore
Back Lacquered Wood LQ0005 Satin
Details Brushed Brass MT0028

DIMENSIONS

800x35x840 mm

[BACK TO INDEX](#)

PAG > 666

AMALFI

MIRROR



FAC050041AAA

MATERIALS

Back Lacquered Wood LQ0003 Satin
Inlay Leather LT0271
Clear Mirror GM0002
Structure Brushed Brass MT0028

DIMENSIONS

700x50x650 mm

PARMA

TABLE MIRROR



FAC050026AAA

MATERIALS

Base Stone ST0005

Structure Brushed Brass MT0028

Clear Mirror GM0002

Frame & Back Wood Veneer VN0162 Satin Open Pore

DIMENSIONS

350x100x420 mm

[BACK TO INDEX](#)

PAG > 668

BRENTWOOD

MIRROR



FAC050037AAA

MATERIALS



Clear Mirror GM0002
Structure Wood Veneer VN0028 Satin Open Pore
Back Detail Wallpaper WP0027
Details Brushed Brass MT0028

DIMENSIONS

1800x120x1800 mm

CAPPADOCIA

MIRROR



FAC050036AAA

MATERIALS

Clear Mirror GM0002
Middle Structure Solid Wood SW0009 Satin Open Pore
Details Brushed Brass MT0028

DIMENSIONS

950x35x1150 mm

[BACK TO INDEX](#)

PAG > 670

CLICQUOT II NEW *Product*

MIRROR



FAC050027AAA

MATERIALS

Clear Mirror GM0002
Structure Lacquered Wood LQ0040 High Gloss
Details Brushed Brass MT0028

DIMENSIONS

700x60x1800 mm

GALWAY

NEW
Product

WALL MIRROR



FAC050028AAA

MATERIALS

Clear Mirror GM0002

Side Inlays Wood Veneer VN0028 Satin Open Pore

Details Brushed Brass MT0028

DIMENSIONS

500x60x1360 mm

GALWAY II NEW *Product*

FLOOR MIRROR



FAC050029AAB

MATERIALS

Clear Mirror GM0002

Side Inlays Wood Veneer VN0028 Satin Open Pore

Details Brushed Brass MT0028

DIMENSIONS

780x60x1750 mm

[BACK TO INDEX](#)

PAG > 673

PALERMO NEW *Product*

MIRROR



FAC050030AAA

MATERIALS

Clear Mirror GM0002

Details Brushed Brass MT0028

DIMENSIONS

850x60x1600 mm

COVENTRY NEW *Product*

MIRROR



FAC050032AAB

MATERIALS

Clear Mirror GM0002
Structure Wood Veneer VN0169 High Gloss Close Pore
Details Polished Stainless Steel MT0008

DIMENSIONS

1275x180x1310 mm

[BACK TO INDEX](#)

PAG > 675

CAPE TOWN NEW *Product*

MIRROR



FAC050033AAB

MATERIALS

Clear Mirror GM0002
Shelf Black Mirror GM0047
Bottom Detail Solid Wood SW0009 Satin Open Pore
Details Brushed Brass MT0028

DIMENSIONS

606x185x1200 mm

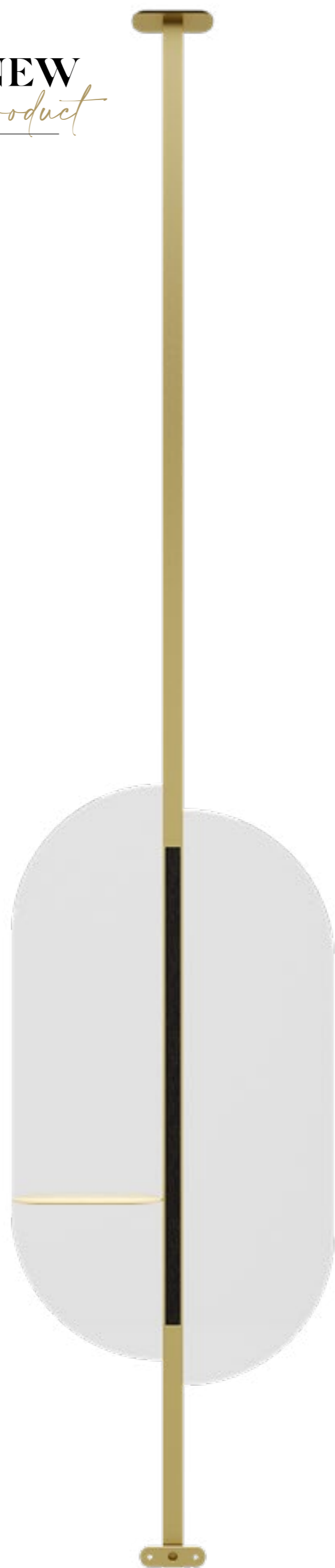
[BACK TO INDEX](#)

PAG > 676

PADUA II

NEW
Product

MIRROR



FAC050034AAC

MATERIALS

Clear Mirror GM0002

Structure Wood Veneer VN0169 High Gloss Close Pore

Details Polished Stainless Steel MT0008

DIMENSIONS

1275x180x1310 mm


[BACK TO INDEX](#)

PAG > 677

BONDI

NEW
Product

MIRROR



FAC050035AAB

MATERIALS

Clear Mirror GM0002
Shelf Wood Veneer VN0028 Satin Open Pore
Details Brushed Brass MT0028

DIMENSIONS

600x130x1685 mm

SAN MARINO NEW *Product*

MIRROR



FAC050038AAC

MATERIALS

Clear Mirror GM0002
Top & Bottom Wood Veneer VN0028 Satin Open Pore
Sides Wood Veneer VN0128 High Gloss Close Pore
Details Polished Stainless Steel MT0008


DIMENSIONS

740x60x1000 mm

KYIV

NEW
Product

MIRROR



FAC050040AAB

MATERIALS

Clear Mirror GM0002

Front Detail & Back Wood Veneer VN0028 Satin Open Pore

Details Brushed Brass MT0028

DIMENSIONS

1000x40x1000 mm

[BACK TO INDEX](#)

PAG > 680

KYIV II

NEW
Product

MIRROR



FAC050039AAC

MATERIALS

Clear Mirror GM0002
Structure Painted Iron MT0020
Front Detail & Back Wood Veneer VN0162 Satin Open Pore
Details Polished Stainless Steel MT0008

DIMENSIONS

1000x75x1500 mm



ACCESSORIES

VASES, BOXES & TRAYS

2022 CATALOGUE

[BACK TO INDEX](#)

JEDDAH

BOX



S FAC020001AAA

M FAC020003AAA

MATERIALS

Box Lacquered Wood LQ0009 High Gloss

Pendant Ornament FPO040001AAA - White MOP

DIMENSIONS

S Ø250x340 mm

M Ø250x420 mm

JEDDAH

BOX



FAC020004AAA

MATERIALS

Main Lacquered Wood LQ0003 High Gloss

Pendant Ornament FPO040002AAA

DIMENSIONS

Ø350x130 mm

ELVAS

BOX



S FAC020002AAA

M FAC020005AAA

MATERIALS

Top Lacquered Wood LQ0003 High Gloss

Box Bronze Mirror GM0006

DIMENSIONS

S 168x168x306 mm

M 198x198x387 mm

CUBIC

VASE

S



M



S FAC080004ACQ

M FAC080012AAA

MATERIALS

Box Lacquered Wood LQ0040 High Gloss
Base Brushed Brass MT0028

DIMENSIONS

160x160x160 mm

250x250x250 mm

ELVAS

VASE



S FAC080008AAA

M FAC080006AAC

MATERIALS

Main Bronze Mirror GM0006

DIMENSIONS

S 168x168x306 mm

M 198x198x387 mm

LAMEGO

VASE

S



M



- S FAC080011AAA
- M FAC080005AAA

MATERIALS

Main Bronze Mirror GM0006

DIMENSIONS

- S 188x188x404 mm
- M 188x188x554 mm

MOSSY

VASE



- S** FAC080010AAA
- M** FAC080002AAA

MATERIALS

Main Lacquered Wood LQ0003 High Gloss

DIMENSIONS

- S** 300x260x270 mm
- M** 350x303x425 mm

NAIROBI

VASE

S



M



S FAC080007AAE

M FAC080009AAA

MATERIALS

Main Wood Veneer VN0056 High Gloss Close Pore
Details Brushed Brass MT0001

DIMENSIONS

S Ø129x450 mm

M Ø129x550 mm

OSLO

VASE



FAC080001AAP

MATERIALS

Main Polished Stainless Steel MT0008

DIMENSIONS


140x140x550 mm

[BACK TO INDEX](#)

PAG > 692

LASSA

COFFEE TABLE TRAY



FAC070005AAA

MATERIALS

Structure Lacquered Wood LQ0003 High Gloss
Inlay Bronze Mirror GM0006

DIMENSIONS


800x226x40 mm

[BACK TO INDEX](#)

PAG > 693

LASSA

TRAY



S FAC070004AAA

M FAC070001AAA

MATERIALS

Structure Lacquered Wood LQ0012 High Gloss

Inlay Bronze Mirror GM0006

DIMENSIONS

S 180x180x20 mm

M 280x280x20 mm

AVEIRO

TRAY



I FAC070002ABH

II FAC070006AAC

MATERIALS

Structure Lacquered Wood LQ0003 High Gloss

Inlay Leather LT0319

DIMENSIONS

I 450x450x45 mm

II 350x350x45 mm

WISEU

TRAY



S FAC070007AAA

M FAC070003AAA

MATERIALS

Structure Lacquered Wood LQ0003 High Gloss
Inlay Bronze Mirror GM0006




DIMENSIONS

S Ø350x45 mm

M Ø450x45 mm

SALDANHA

MODULE



FFU210002AAB

MATERIALS

Main Lacquered Wood LQ0003 High Gloss

DIMENSIONS

360x490x360 mm

[BACK TO INDEX](#)

PAG > 697



ACCESSORIES
PEDESTALS

2022 CATALOGUE

[BACK TO INDEX](#)

LISBON

PEDESTAL



FAC240001AAN

MATERIALS

Structure Wood Veneer VN0028 Satin Open Pore
Detail Brushed Brass MT0028

DIMENSIONS

450x300x890 mm

[BACK TO INDEX](#)

PAG > 700



ACCESSORIES

HANDLES

2022 CATALOGUE

[BACK TO INDEX](#)

HANDLES




SILVER
FHD010001AAA

Polished Stainless Steel MT0008
300x40x10 mm



THAMES
FHD010002AAA

Brushed Brass MT0001
300x44x10 mm



NILE
FHD010003AAA

Brushed Brass MT0001
140x37x22 mm



PANAMÁ
FHD010004AAA

Polished Stainless Steel MT0008 | White MOP ST0066
50x20x50mm



KRISHNA
FHD010005AAA

Polished Stainless Steel MT0008 | White MOP ST0066
85x25x45 mm



YAMUNA
FHD010006AAA

Polished Stainless Steel MT0008 | White MOP ST0066
305x25x45 mm




MURRAY
FHD010007AAL

Polished Stainless Steel MT0008 | Leather LT0270
84x18x2 mm



MISSOURI
FHD010008AAF

Polished Stainless Steel MT0008 | Leather LT0270
140x18x2 mm



RENO
FHD010009AAB

Polished Stainless Steel MT0008 | Leather LT0025
85x65x2 mm



ANGARA
FHD010010AAA

Polished Stainless Steel MT0008
120x27x60 mm



TAGUS
FHD010011AAA

Polished Stainless Steel MT0008
120x40x10 mm



MEMERU
FHD010012AAA

Polished Stainless Steel MT0008
120x3x60 mm



YARRA
FHD010013AAA

Polished Stainless Steel MT0008
50x38x86 mm




ZAIRE
FHD010014AAB

Polished Stainless Steel MT0008
86x25x135 mm



OTTAWA
FHD010015AAA

Brushed Brass MT0001
120x25x45mm



PUNCAK
FHD010016AAA


Polished Stainless Steel MT0008
147X25X107 mm

HANDLES



AMAZON
FHD010017AAD

Brushed Brass MT0028
110x25x95 mm



NIGER
FHD010018AAA

Brushed Brass MT0001
350x25x125 mm



COLORADO
FHD010019AAD

Brushed Brass MT0028
120x25x60 mm



HUDSON
FHD010020ABP

Brushed Brass MT0001 | Leather LT0271
160x23x26 mm



TIGER
FHD010021AAA

Polished Stainless Steel MT0008
36x25x50 mm



RHINE
FHD010022AAB

Brushed Brass MT0028 | Leather LT0108
450x60x30mm



DOURO
FHD010023AAA

Brushed Brass MT0001
15x30x600 mm



SEINE
FHD010024AAE

Brushed Brass MT0028
450x60x30 mm



AMUR
FHD010025AAA

Brushed Brass MT0001
200x200x15 mm



MEKONG
FHD010026AAA

Brushed Brass MT0001
180x25x160 mm



SUTLE
FHD010027AAA

Polished Stainless Steel MT0008 | Black Lac-
quered Iron Knurled
25x55x300 mm



DOURO II
FHD010028AAA

Brushed Brass MT0001
35x30x115 mm



KORANA
FHD010030AAA

Polished Stainless Steel MT0008 | Black MOP ST0065
100x25x100 mm



MEISSEN
FHD010031AAA

Brushed Brass MT0028
Solid Wood SW0007 Satin Open Pore
40x550x20 mm



AGRA
FHD010032AAC

Brushed Brass MT0028 &
Knurl Brushed Brass MT0028
630x40x15 mm



KENT
FHD010033AAA

Brushed Brass MT0028
100x36x15 mm

HANDLES



ASHI
FHD010034AAA

Main Solid Wood SW0007 Satin Open Pore
Detail Brushed Brass MT0028
100x30x20 mm



MANDALAY
FHD010035AAA

Brushed Brass MT0028
100x30x40 mm



DOURO III
FHD010036AAA

Structure Brushed Brass MT0001
95x40x410 mm



SANTORINI
FHD010037AAA

Brushed Brass MT0028 &
Solid Wood SW0007 Satin Open Pore
15x38x350 mm



MYKONOS
FHD010038AAA

Solid Wood SW0007 Satin Open Pore
& Knurl Brushed Brass MT0028
20x40x340 mm



SALAMANCA
FHD010039AAA

Polished Stainless Steel MT0008 | Leather LT0270
15x38x570 mm



PARMA
FHD010040AAA

Brushed Brass MT0028 &
Lacquered Wood LQ0005 High Gloss
44x43x44 mm



BOLZANO
FHD010041AAA

Leather LT0283 &
Polished Stainless Steel MT0008
290x40x20 mm

THE COLLECTION



